


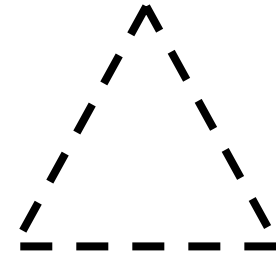
كتاب تعليم الرياضيات
لرياض الاطفال
بكل سهولة



اسم الطفل:

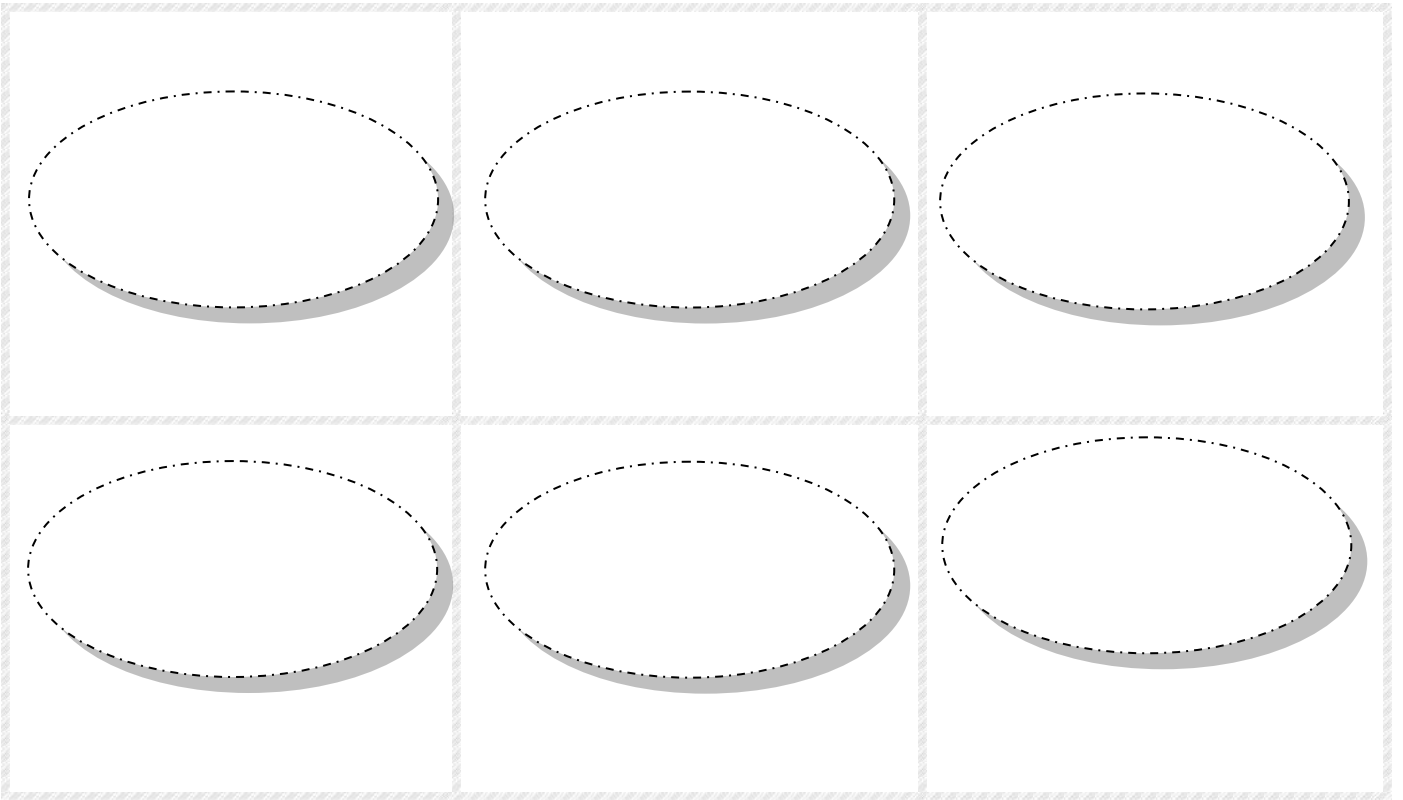

الفصل:

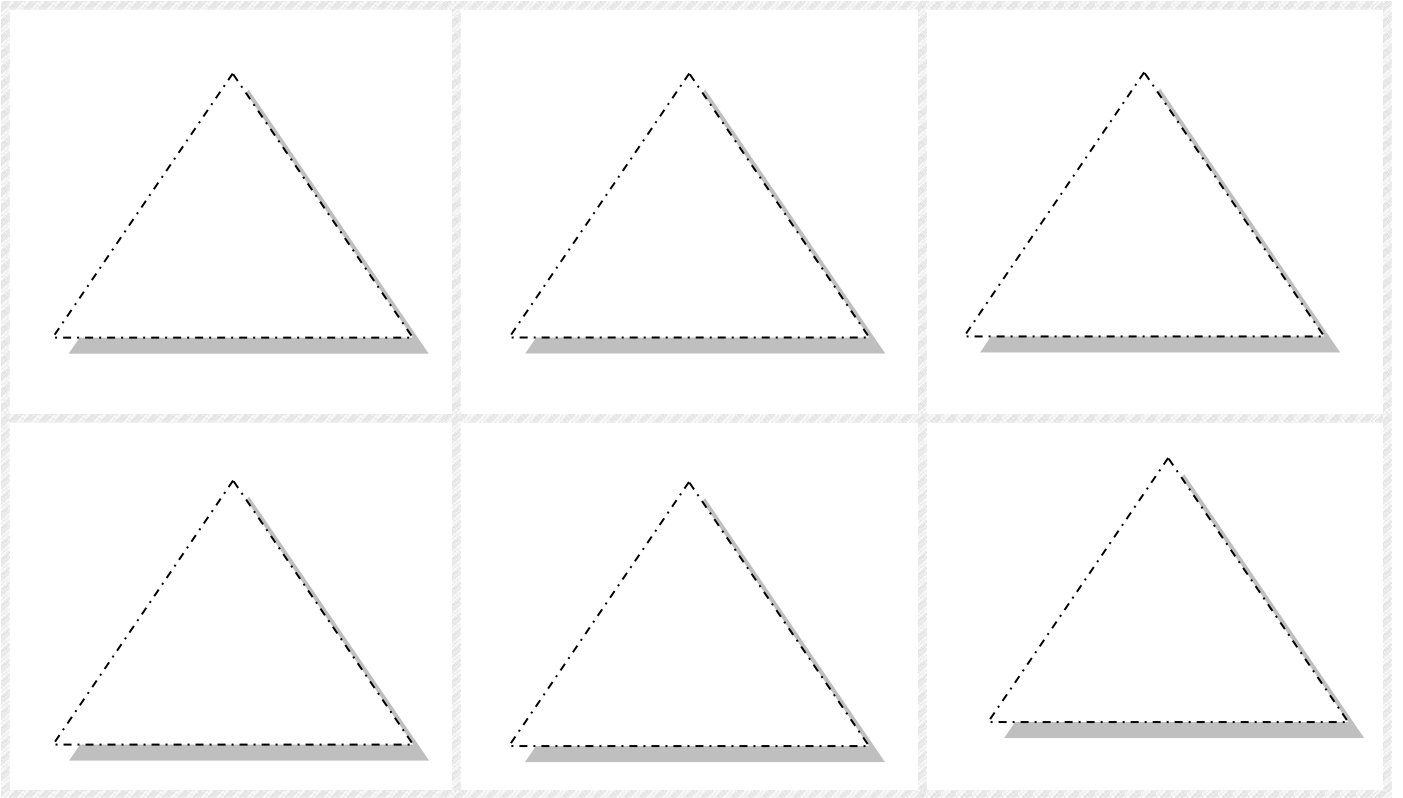
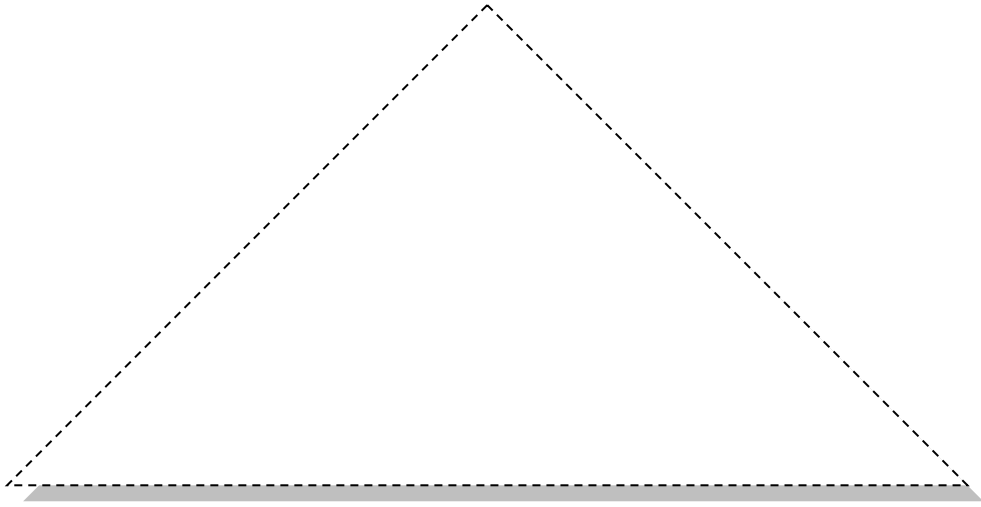
الخطوط



..... مدرسة


..... إدارة







..... مدرسة


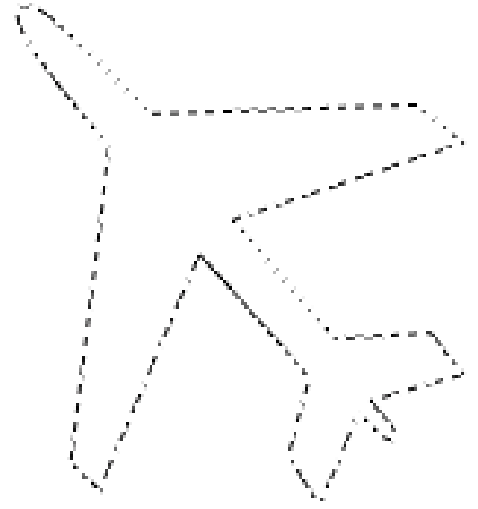

..... إدارة




* ارسم بقلمك على الأشكال المنقطة:



* ارسم بقلمك على الأشكال المنقطة:







*رقم (1) :|

1

1

1





*رقم (2):

2

2

2

مراجعة على رقم 1 ، 2

2

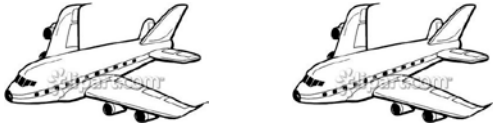
1

((تدريب))

* وصل:







2



1

* اكتب الرقم الدال على الصورة:








*رقم (3) :


3

3

3








* رقم (4) :

4

4

4







*رقم (5):

5

5

5



مراجعة على رقم 3 ، 4 ، 5

5	4	3



((تدريب))


* وصل:



3







4



5

* اكتب الرقم الدال على الصورة:



((تدريب من رقم 1 إلى 5))


* عد ووصل بالرقم المناسب:



5

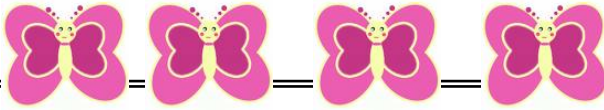


2



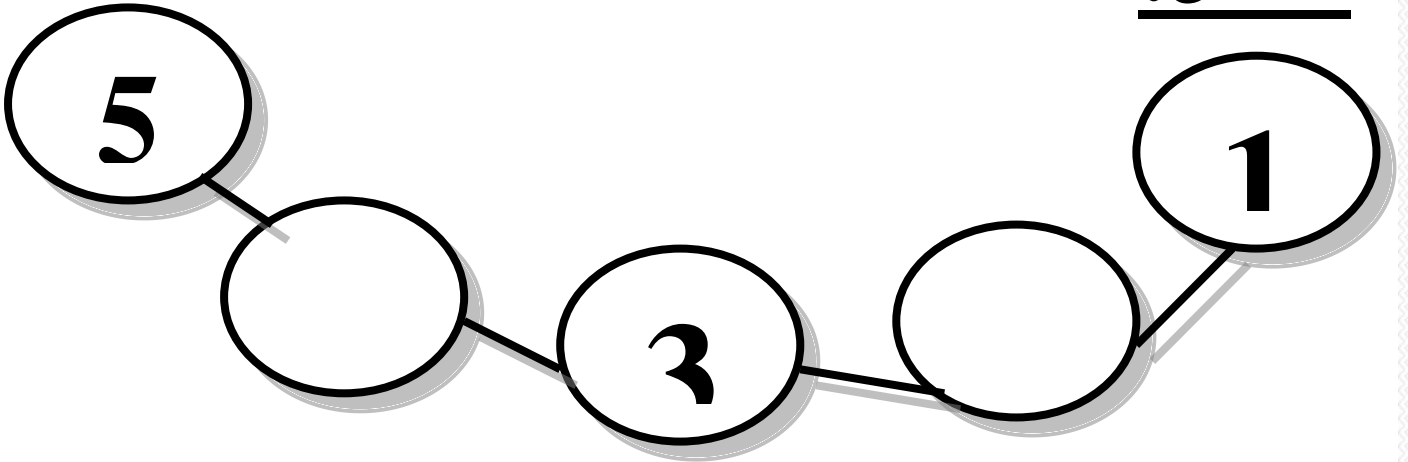
4

3



1

* أكمل:








*اختر الرقم المناسب من بين الأقواس:



(5-2-1)*




(4-2-3)*



(5-4-3)*



(5-3-4)*

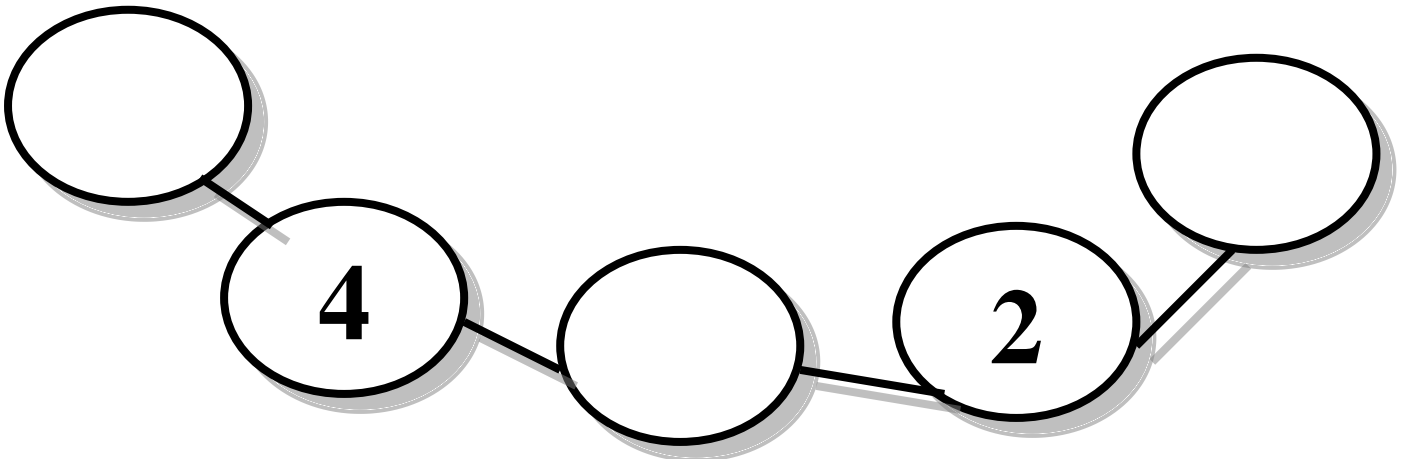


(5-3-1)*




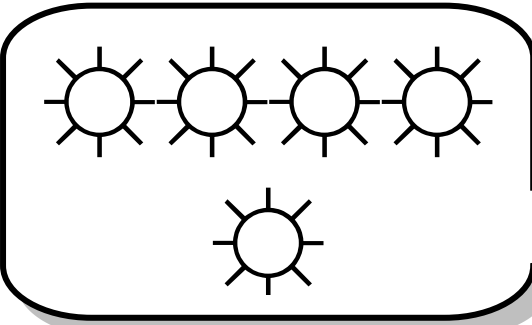
(3-4-2)*


*أكمل:




* عد وأكتب الرقم المناسب:












*رقم (6):


6

6

6








*رقم (7):

7

7

7







*رقم (8) :

8

8

8



((تدريب))


*أكمل:

5


2

((تدريب))

* أكمل:




5



7



3



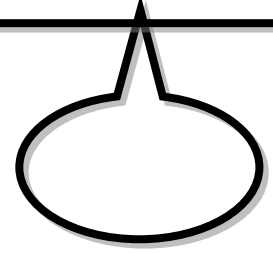
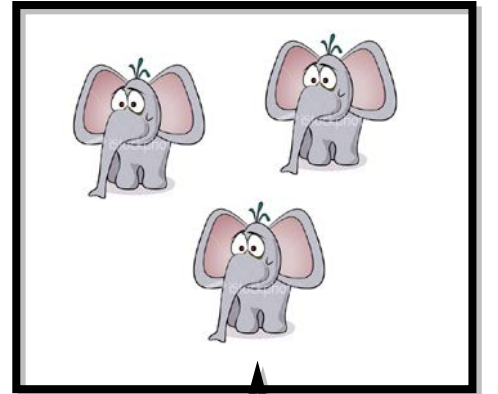
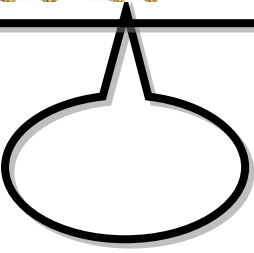

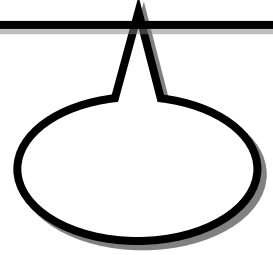

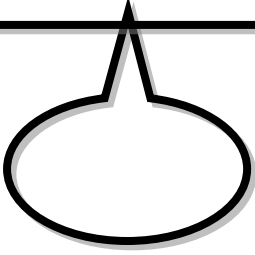
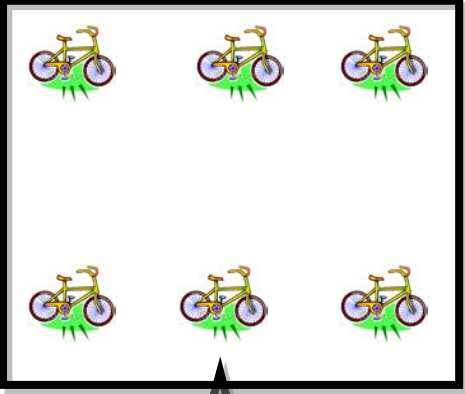
4



8

((تدريب))

* أكتب العدد المناسب:



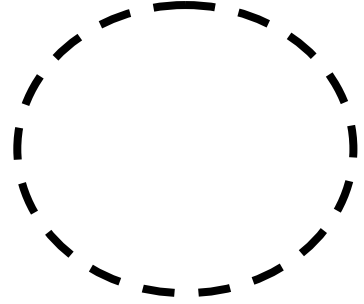



((الاشكال الهندسية))



((الدائرة))

*أكمل:

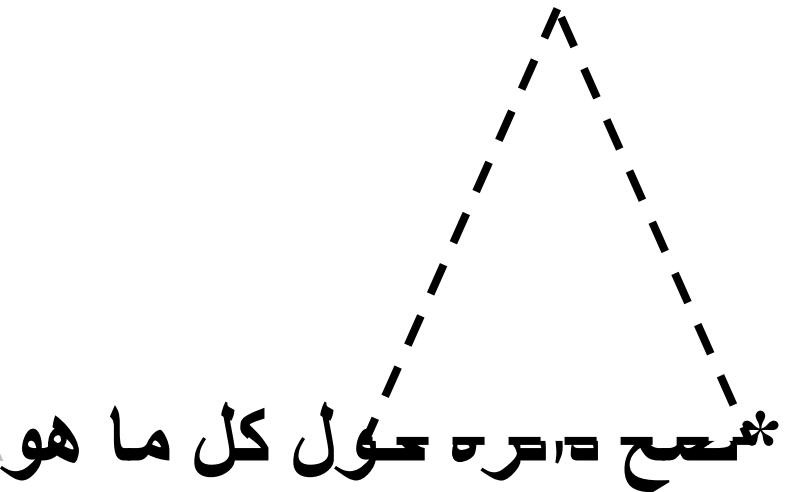
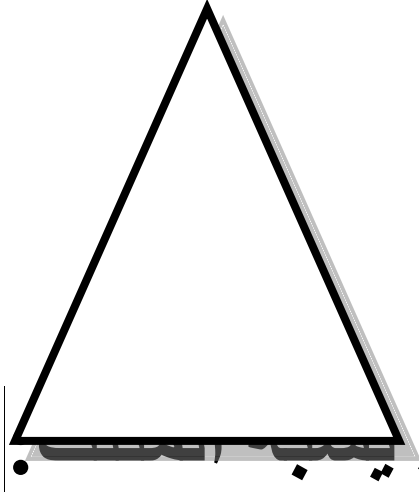



*ضع دائرة حول كل ما هو يشبه الدائرة:



((المثلث))

*أكمل:



*صحح دائرة حول كل ما هو مثلث.

((المستطيل))

*أكمل:



*ضع دائرة حول كل ما هو يشبه المستطيل:






((المربع))


*أكمل:



*ضع دائرة حول كل ما هو يشبه المربع:









*رقم (9):

9

9

9





*رقم (10)


10

10

10

((ترتيب))

*** وصل:**



2



10



4



9



6



5



8

*** أكمل:**

2

4

1

5

2


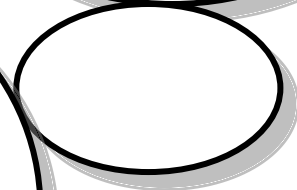

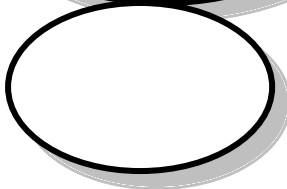

6

3





7

5

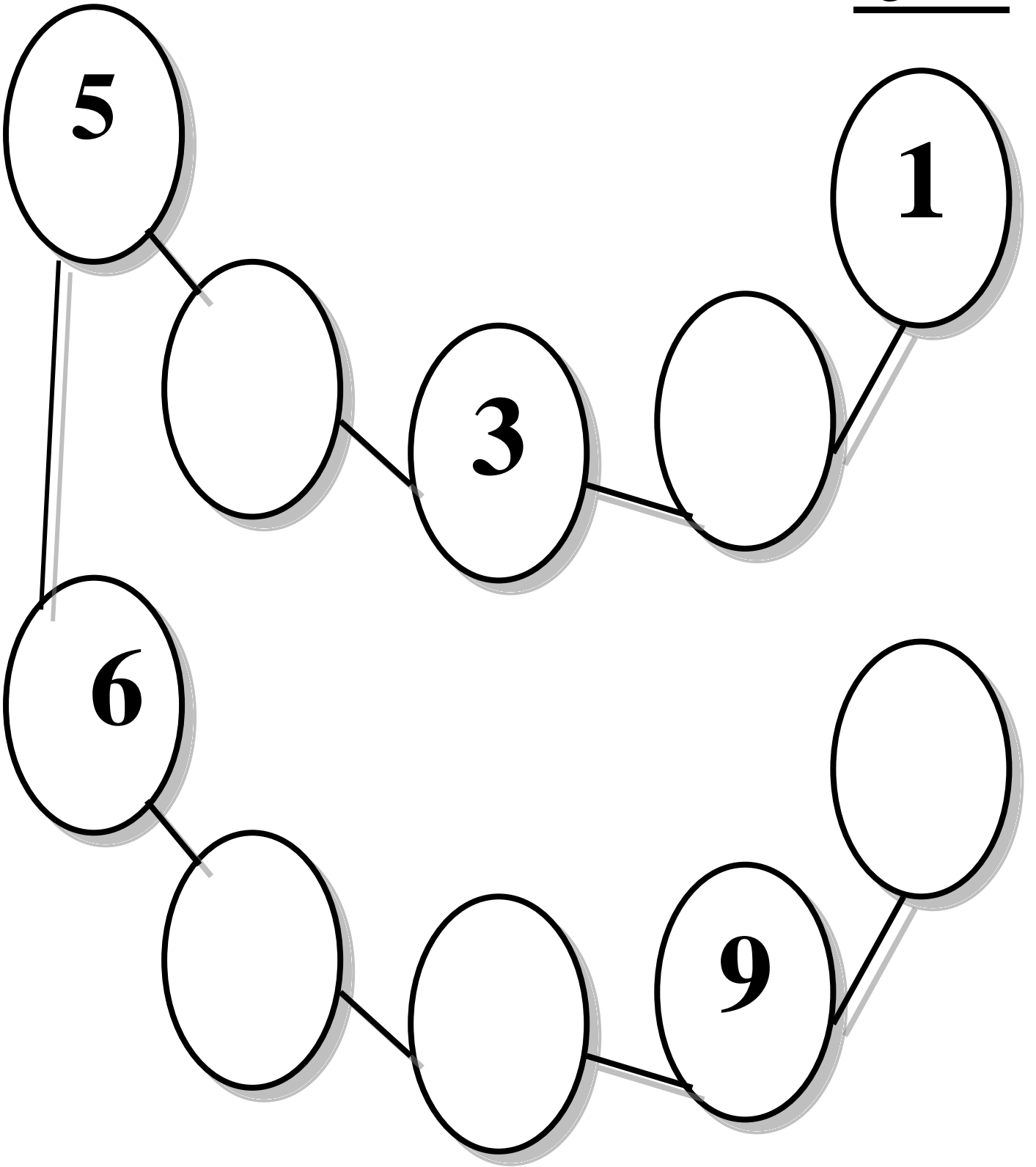
*** عد وأكتب الرقم:**



*أكتب الرقم الذي يلي هذا الرقم:



*أكمل:



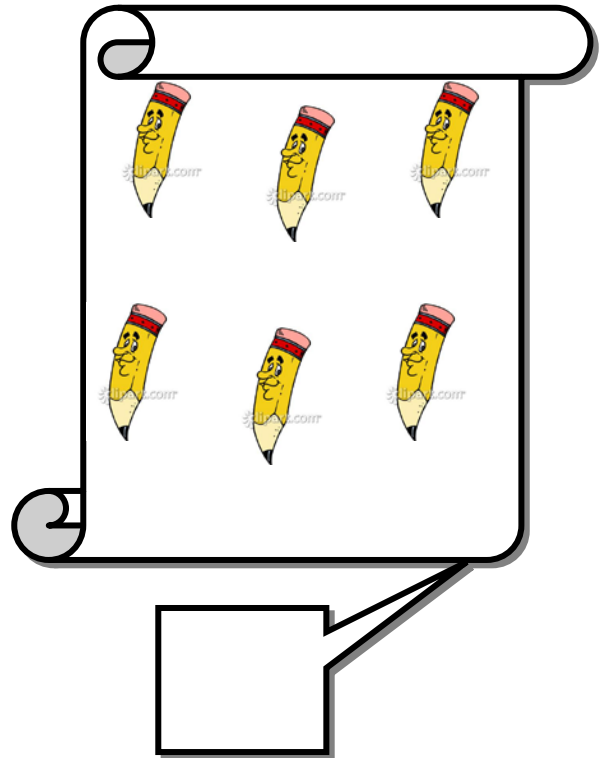
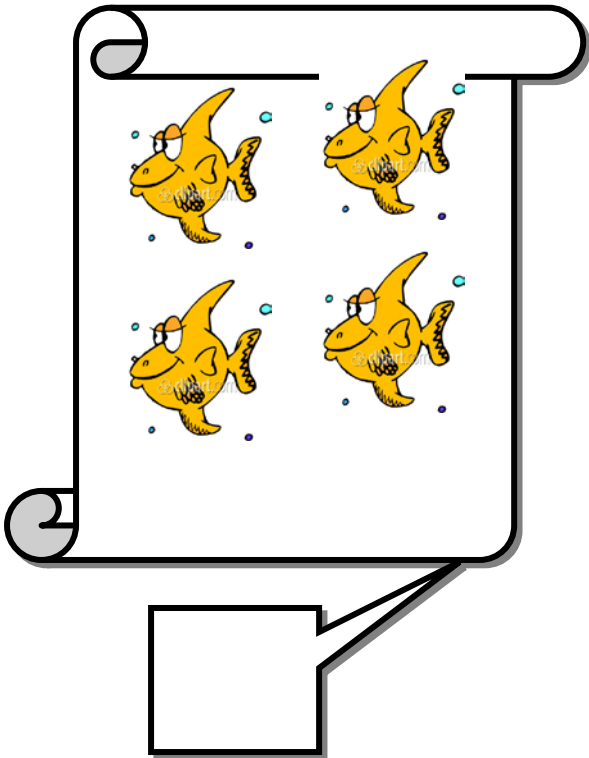

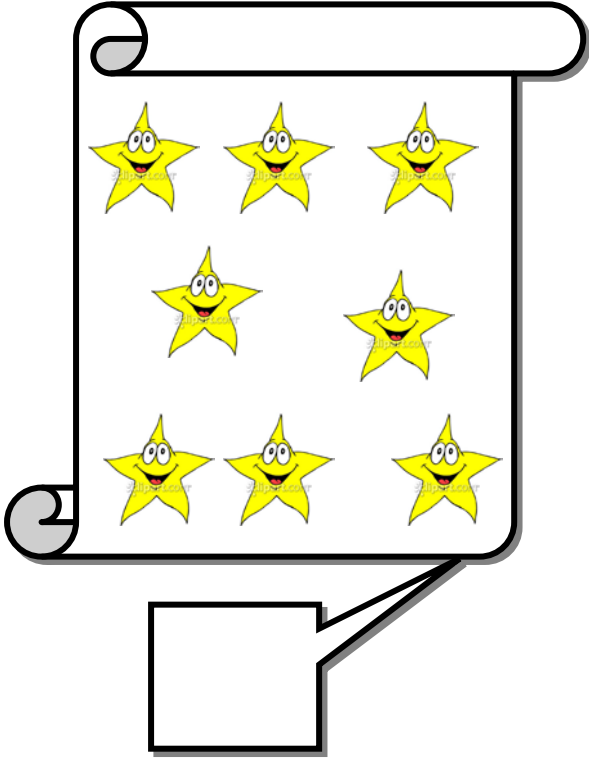
*أكمل:




A staircase-like sequence of boxes for a number pattern. The boxes are arranged in a descending staircase pattern from top-right to bottom-left. The numbers in the boxes are: 5, 7, 9, 8, 4, 1. There are several empty boxes interspersed between the numbered ones, and one empty box at the top right with the instruction '*أكمل:' next to it.





* عد و اكتب الرقم:




* عد و اكتب الرقم:











رقم (11):

11

11

11



رقم (12):


12	12	12

أكمل:



		4			1
	11			8	

*أكمل:



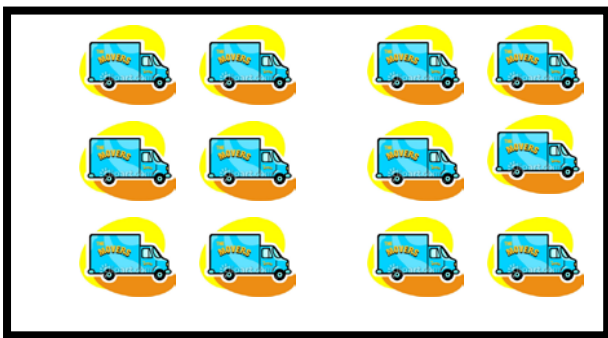


*وصل:

10

11

12

9



*** أكتب الرقم الذي يلي هذا الرقم:**

8

9

10

11





*رقم (13):

13

13

13




***رقم (14):**

14



14

14



*رقم (15):

15

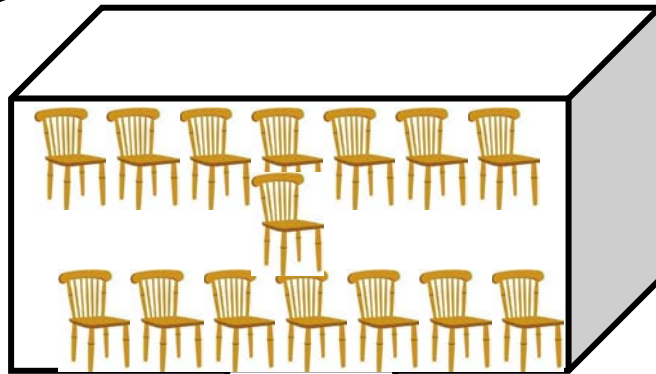
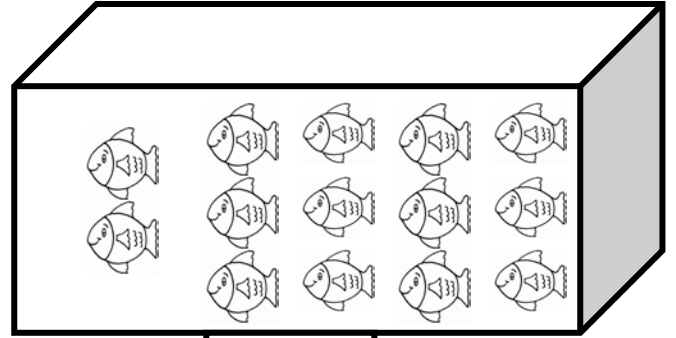

15

15

*أكمل:

			2	
				6
			12	


*عد واكتب الرقم:




*اختر مما بين الأقواس:




(14 - 12 - 13)



(13 - 15 - 14)



(14 - 12 - 13)



(13 - 12 - 11)

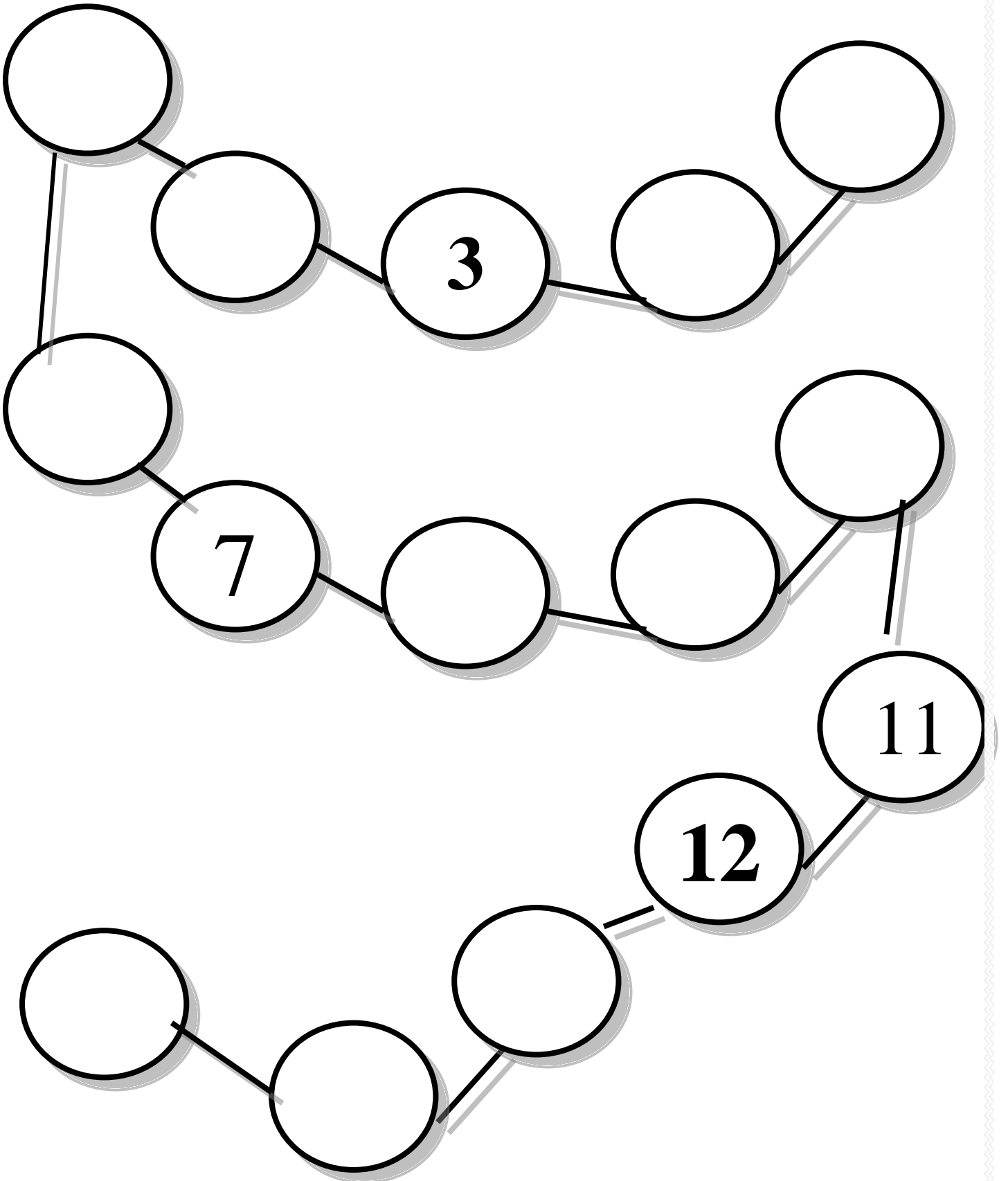
*أكمل:

1

*أكمل:

11

*أكمل:






نموذج امتحان (1)

***أكمل:**

			4			1
--	--	--	---	--	--	---

***عد واكتب الرقم:**



*** اكتب الرقم الذي يلي هذا الرقم:**

5


7

*** وصل:**

9

8

10

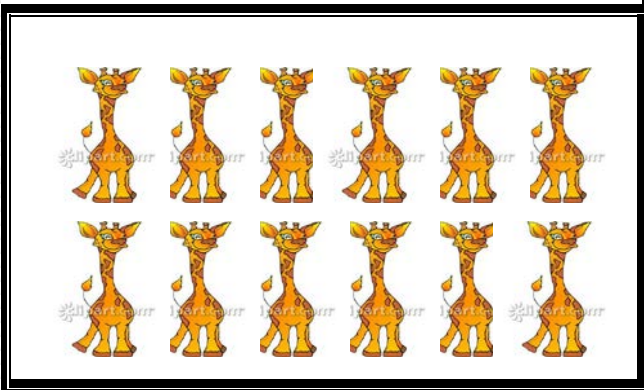


نموذج امتحان (1)


*أكمل:

6


*اختر مما بين الاقواس:



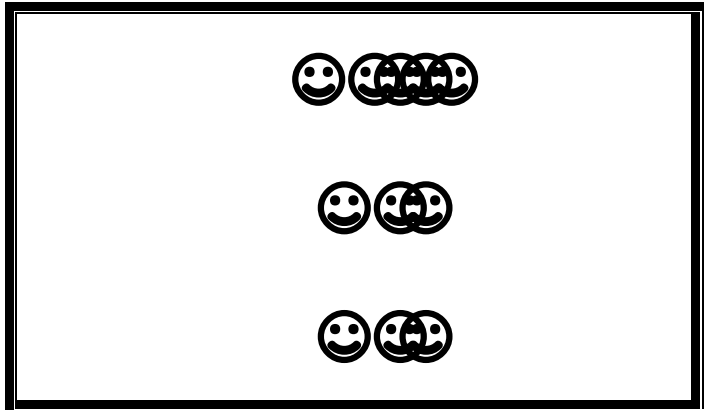
(14 - 12 - 13)



(13 - 15 - 14)



(14 - 12 - 13)



(13 - 12 - 11)


*وصل:



13



10



12

* أكتب الرقم الذي يلي هذا الرقم



..... مدرسة

..... إدارة