

KG2

Connect Plus

Activity Book

Term 2





Foreword

This is a pivotal time in the history of the Ministry of Education and Technical Education (MOETE) in Egypt. We are embarking on the transformation of Egypt's K-12 education system (Education 2.0) starting in September 2018 with KG1, KG2 and Primary 1, continuing to be rolled out year after year until 2030. We are transforming the way in which students learn to prepare Egypt's youth to succeed in a future world that we cannot entirely imagine. The rapid technological advancement and disruptions to industries and the workplace requires MOETE to undergo a major configuration of when to learn and what to learn. The foundational skills of literacy, numeracy and digital literacy are the core. Education at a young age also needs to be multidisciplinary to broaden students' horizons, integrating the essential soft skills and competencies such as communication and critical thinking into the school curriculum. There must be joy in learning so that students are motivated to engage in lifelong learning throughout their lives keeping up and staying ahead of changes in the world.

Curriculum is not the end but the beginning of the important process of changing Egypt's education system. MOETE is very proud to present this new series of textbooks, *Connect Plus*, with the accompanying digital learning materials that capture its vision of the transformation journey. This is the result of much consultation, much thought and a lot of work. We have drawn on the best expertise and experience from national and international organizations and education professionals to support us in translating our vision into an innovative national curriculum framework and exciting and inspiring print and digital learning materials.

The MOETE extends its deep appreciation to its own Center for Curriculum and Instructional Materials Development (CCIMD) and specifically, the CCIMD Director and her amazing team. MOETE is also very grateful to the minister's senior advisors for curriculum and early childhood education. Our deep appreciation goes to Discovery Education, Nahdet Masr, Longman Egypt, UNICEF, UNESCO, World Bank Education Experts and UK Education Experts who, collectively, supported the development of Egypt's national curriculum framework. I also thank the Egyptian Faculty of Education professors who participated in reviewing the national curriculum framework. Finally, I thank each and every MOETE administrator in all MOETE sectors as well as the MOETE subject counsellors who participated in the process.

This transformation of Egypt's education system would not have been possible without the significant support of Egypt's current president, His Excellency President Abdel Fattah El-Sisi. Overhauling the education system is part of the president's vision of 'rebuilding the Egyptian citizen' and it is closely coordinated with the Ministries of Higher Education and Scientific Research, Culture, and Youth and Sports. Education 2.0 is only a part in a bigger national effort to propel Egypt to the ranks of developed countries and to ensure a great future to all of its citizens.



A Word from the Minister of Education and Technical Education

It is my great pleasure to celebrate this extraordinary moment in the history of Egypt where we launch a new education system designed to prepare a new Egyptian citizen proud of his Egyptian, Arab and African roots - a new citizen who is innovative, a critical thinker, able to understand and accept differences, competent in knowledge and life skills, able to learn for life and able to compete globally.

Egypt chose to invest in its new generations through building a transformative and modern education system consistent with international quality benchmarks. The new education system is designed to help our children and grandchildren enjoy a better future and to propel Egypt to the ranks of advanced countries in the near future. The transformation of the Egyptian citizen is Egypt's national project for the years to come and it is the only safeguard for a prosperous future.

The fulfillment of the Egyptian dream of transformation is indeed a joint responsibility among all of us; governmental institutions, parents, civil society, private sector and media institutions. Here, I would like to acknowledge the critical role of our beloved teachers who are the role models for our children and who are the cornerstone of the intended transformation.

I ask everyone of us to join hands towards this noble goal of transforming Egypt through education in order to restore Egyptian excellence, leadership and great civilization.

My warmest regards to our children who will begin this journey and my deepest respect and gratitude to our great teachers.

Dr. Tarek Galal Shawki
Minister of Education and Technical Education



Contents

Let's rememberii

How the world works _____

Unit 5 My town 2

Unit 6 Let's play games18

Story: The Chick and the Duck34

Communication _____

Unit 7 Let's make music40

Unit 8 Making friends56

Story: Mazen can swim73

The Hare and the Tortoise75

Review 278

Cut-outs 82






Let's remember

Theme 1:
All about me




1 Read and put ✓ or X

- ① Talia is a girl. (✓)
- ② Tamer has long hair. ()
- ③ Talia has short hair. ()
- ④ Tamer likes to play tennis. ()
- ⑤ Talia likes to play the piano. ()



Talia




Tamer



1 Now write about yourself


- ① My name is
- ② I have hair.
- ③ I like to play.....

stick your picture

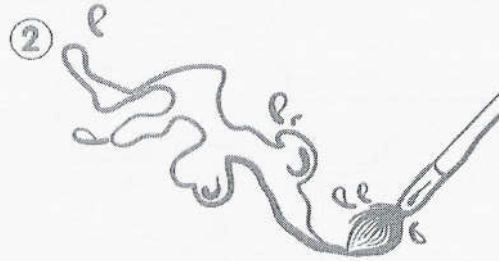




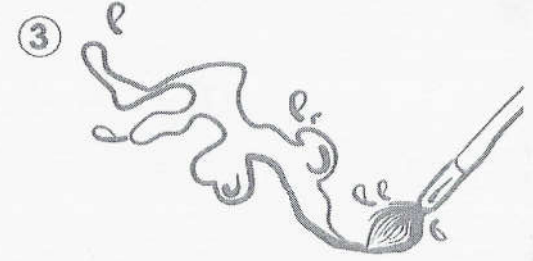
Trace, read and color




red



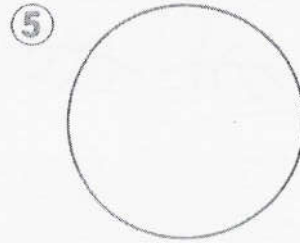
blue



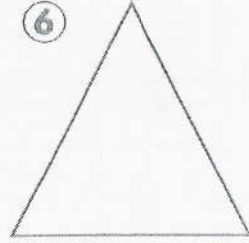
yellow



square



circle



triangle



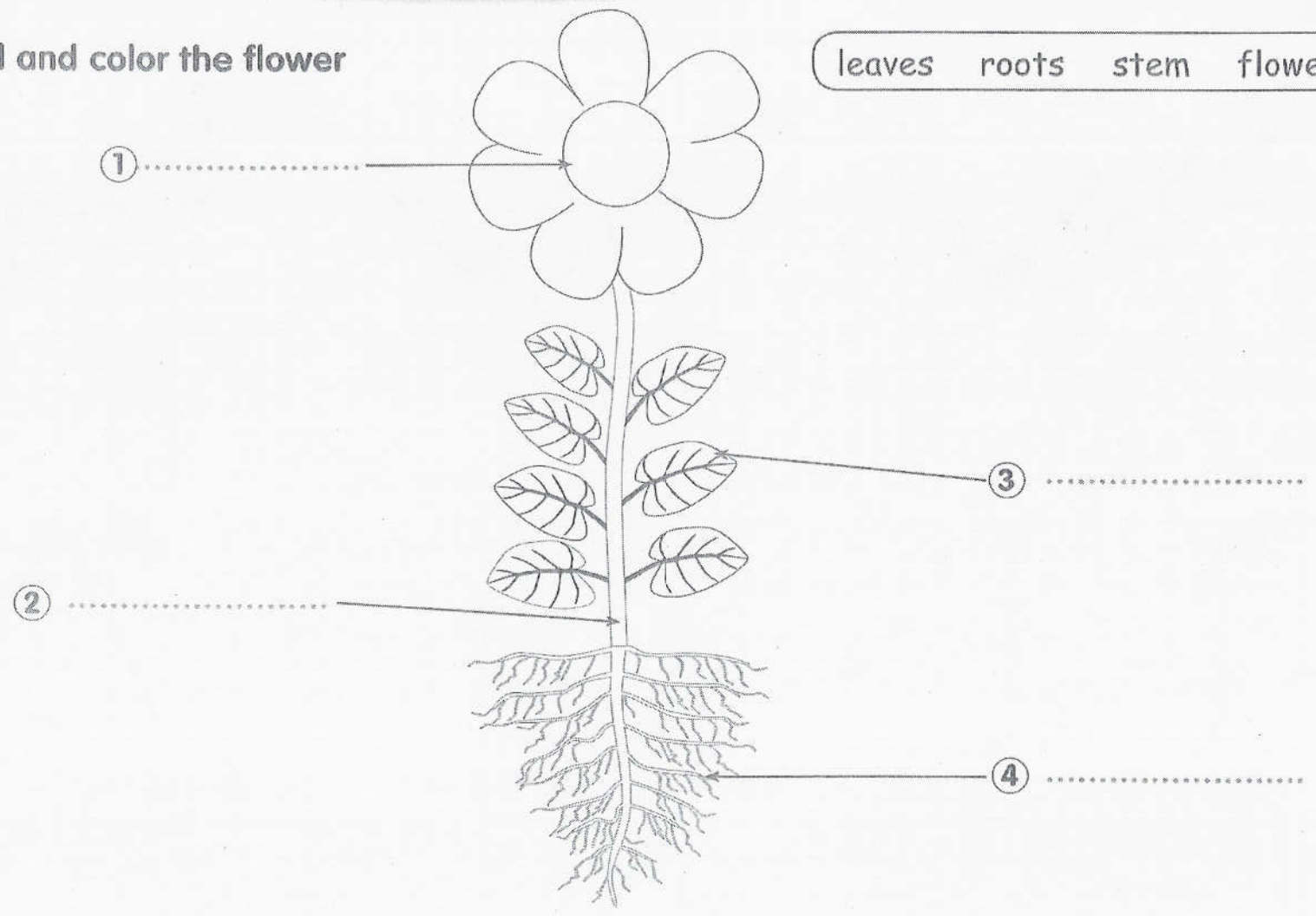
Let's remember

Theme 2:
The world around me



1 Label and color the flower

leaves roots stem flower



A computer helps me


Theme 2:
The world around me



1 Look and label

mouse keyboard screen

1




2



3



1



2




3




2 Draw your favorite toys on the screens

Theme 3:



Communication




My town




Find and number

- ① police station
- ② school
- ③ hospital
- ④ supermarket
- ⑤ park
- ⑥ fire station






1 Point and say



bank




2 Look and trace




hospital




fire station



police station



school



park

Vocabulary: bank, fire station, hospital, park, police station, school


Important jobs



1 Read and complete

doctor police officer teacher teller

1



I'm a

2




I'm a

3



I'm a

4




I'm a


Transport jobs




Look and follow



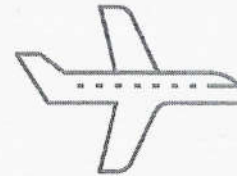
boat



bus




train




plane




taxi




taxi driver




train driver



pilot



captain



bus driver



1 Look and trace




2 Point and read

I'm a police officer.



I work in a police station.



I go to the police station by bus.



My family is important



1 Draw or stick a picture

A large, empty rounded square box with a thick grey border, intended for a student to draw or stick a picture of their family.A second large, empty rounded square box with a thick grey border, identical to the first one.

2 Now write

This is my

She's a

This is my

He's a

When I grow up

Reading and
writing

Unit
5



1 Draw your picture



2 Now write

My name is.....

I am years old.

When I grow up, I want to be a



1 Listen and circle



2 Now say

1




2



3



4



5



6



Listening and speaking: (He's/She's) a (pilot). They're (doctors.).



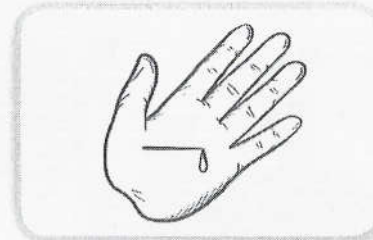
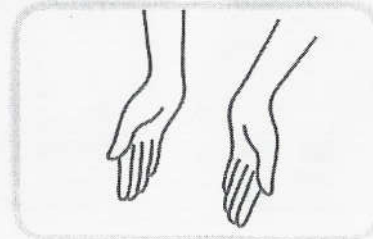
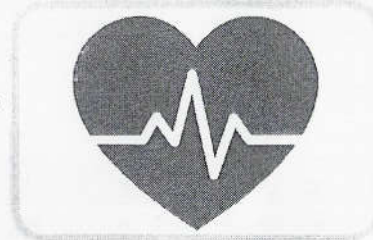
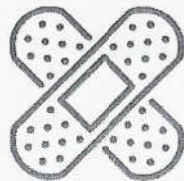
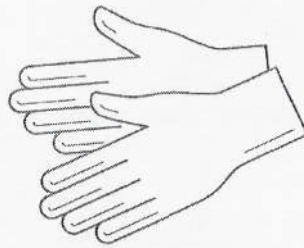
Look, read and match

① stethoscope

② bandage

③ disposable gloves


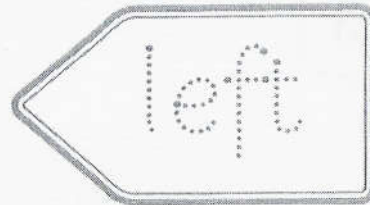
④ thermometer



Left and right


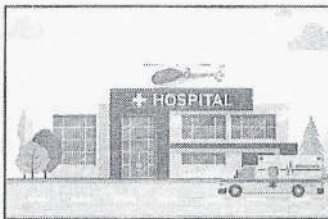


1 Look and trace





2 Look and write *left* or *right*

1



2



left



3 Write your answers

1 Who is sitting on your left?

2 Who is sitting on your right?




Learn to blend with Busy Bee!



1 Listen, unscramble and say

1



o


p

st

1

stop

2



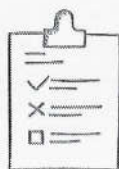
n

st

e

2

3



l

st

i

3

4



p

st

e

4



abcdefghijklmnopqrstuvwxyz **st** uvwxyz



Learn to write with Busy Bee!




1 Find and circle

~~star~~ dentist stop list stamp nest step

s	t	o	p	c	h	s	t	a	r
t	p	g	a	d	n	e	s	t	o
e	m	s	t	l	i	s	t	e	d
x	e	u	d	e	n	t	i	s	t
f	s	t	a	m	p	s	t	e	p



2 Now write

1 star.....

2 

3 

4 

5 

6 

7 



abcdefghijklmnopqrstuvwxyz

A trip to the doctor



1 Listen and stick

①

②

③

④

⑤




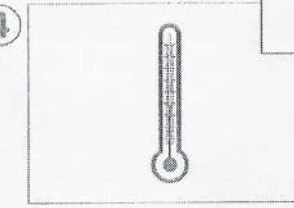
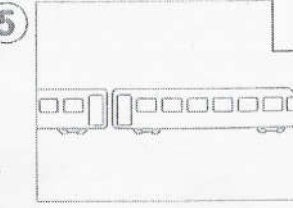





⑥

 Go to page 83

A trip to the doctor



1 What do Dina and Adam see in town? Look and put a (✓) or (×)

1  <input checked="" type="checkbox"/>	2  <input type="checkbox"/>	3  <input type="checkbox"/>	4  <input type="checkbox"/>	5  <input type="checkbox"/>
6  <input type="checkbox"/>	7  <input type="checkbox"/>	8  <input type="checkbox"/>	9  <input type="checkbox"/>	10  <input type="checkbox"/>



2 What's in your town? Draw and say




Go to Student's Book pages 14-17

A matching game

Project **Unit 5**



1 Look and match



2 Stick or draw



Project: A matching game He's a (doctor).

Show and tell



1 Listen and match

1







2



3



4




2 Think and color

Unit 5



3 Color and stick



Teacher assessment




Go to page 85

Let's play games



Find and number




- ① basketball
- ② volleyball
- ③ football
- ④ jump rope
- ⑤ tennis
- ⑥ hide-and-seek
- ⑦ hula hoop



1 Read and trace




football




hide-and-seek




basketball



tennis



volleyball



jump rope


Vocabulary: football, hide-and-seek, basketball, tennis, volleyball, jump rope

Let's play outside



1 Read and circle

1




This is a
goal/goalie).

2



This is a football
(team/goal).

3




Amir is a
(goalie/goal).

4



We play football
(inside/outside).

5



A football game has
(two/three) teams.



1 Read and put (✓) or (✗)

This is Mohamed Salah. He is a famous football player. He is on the Egyptian team. He can kick the ball very well. He scores many goals.

- ① Mohamed Salah plays football. ()
- ② Mohamed Salah is a goalie. ()
- ③ He can't kick the ball. ()
- ④ He plays for Egypt. ()



2 Who is your favorite sports person?

.....



Let's play hide-and-seek


Language use **Unit 6**



1 Look, read and complete


in on under behind

1



The cat is
the table.

2




The cat is
the table.

3



The cat is
the basket.


4



The cat is
the door.



2 Color the chameleon, then trace




The chameleon is on the tree.

Animals in the park



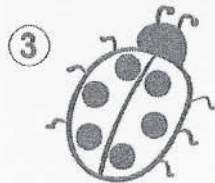




1 Find and write



swift

c	h	a	m	e	l	e	o	n
f	r	o	g	j	z	l	m	o
f	l	a	d	y	b	u	g	e
s	w	i	f	t	d	u	c	k
o	t	i	l	a	p	i	a	k




Different shops



1 Read and sort



lollipop



chocolate



skirt



chair



table



shirt

A clothes store

1 skirt

2

A furniture shop

1

2

A candy shop

1

2



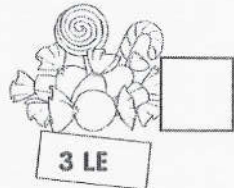



Let's make a budget

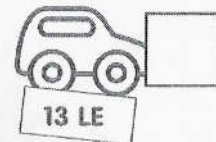
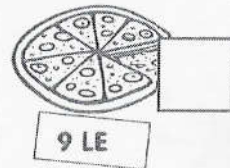
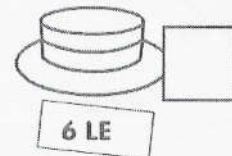
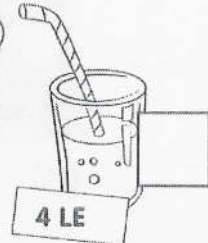


1 You have 15 pounds. What two things can you buy? Read and put a (✓)

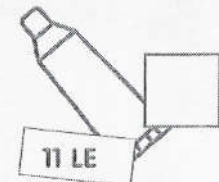


1



2




3



2 Now say

I can buy milk and yogurt.





Learn sounds with Busy Bee!




1 Look and write the missing letters

1



ba _ _

2



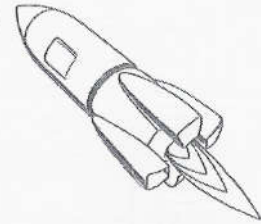
chi _ _ en

3



ne _ _

4




ro _ _ et



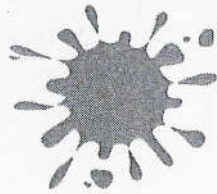
2 Unscramble and write

1



ck d u

2



ck a b l

3



o cl ck



abcdefghijklmnopqrstuvwxyz

Phonics: ck sound





Learn animal sounds with Busy Bee!





1 Which animal can you hear? Listen and put a (✓)



1

	
horse	duck



2

	
chick	sheep

3

	
chicken	duck

4

	
cat	horse



2 What's your favorite animal?

My favorite animal is the




abcdefghijklmnopqrstuvwxyz

Making new friends


Story **Unit**
6




Listen and number




Let's go to the park!



Let's make a friendship poster.



Can I make friends online?



A friend is here to play.



1 Read and number

3




poster

paint

computer games

sign language

hide-and-seek




Let's play a board game



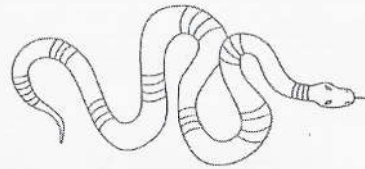
1 Look and trace

1



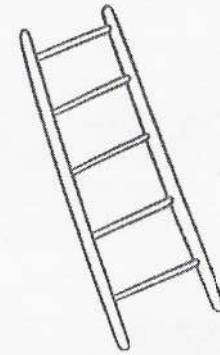
board game

2



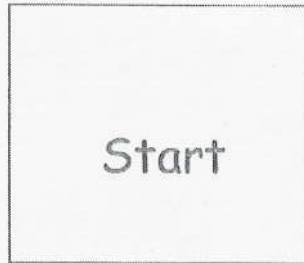
snake

3




ladder

4




Start

5



End

6



dice

Let's play a board game



1 Write the numbers

25					End 30
					19
13					
					7
Start 1					

Baking bread

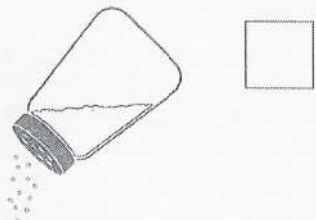
Reading and writing

Unit
6



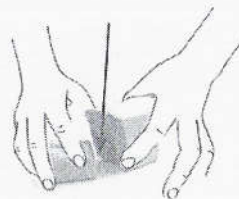
1 What do you need to make bread? Read and tick

1



salt

2



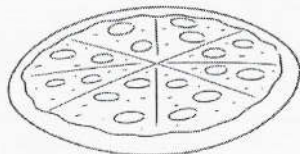
yeast

3



strawberry

4



pizza

5



water

6



flour



2 Now write

I need,, and to make bread.

Show and tell




1 Look and complete

figs eight pounds

They're

How much are the




2 Think and color

Unit 6



3 Color and stick



Unit 6

Teacher assessment



Go to page 85


My little story book

(Cut and fold to make a story book.)


fold

My name: _____

The Chick and the Duck



Quack! Quack!
Cheep! Cheep!



There's a yellow chick.
There's a black duck.

The chick jumps.



2

fold

The duck runs.



3





1 Read and match





1 This is a duck.

3 This is a cat.

5 The cat runs.

2 This is a chick.

4 The duck runs.



Theme 4:



Communication

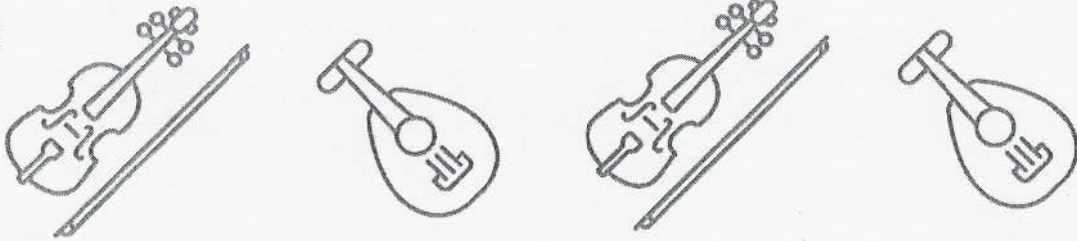


Let's make music




1 Look and say


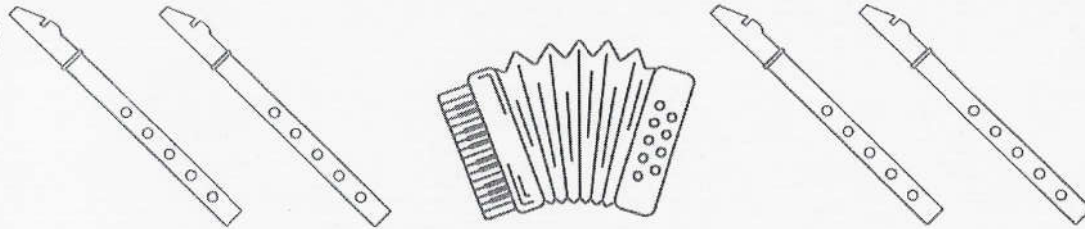
①





2 Complete the pattern



②

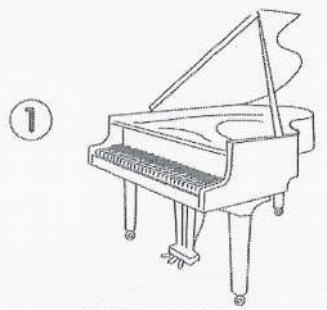


③







Trace and color



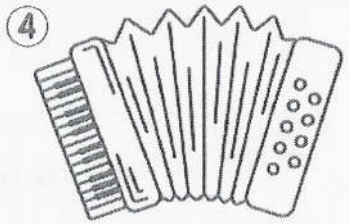
piano



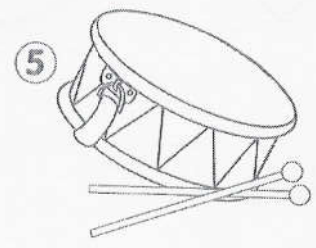
oud



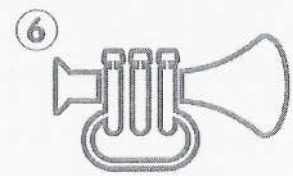
guitar



accordion



drum



trumpet

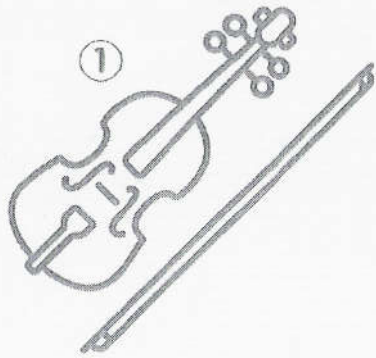
Vocabulary: accordion, drum, flute, guitar, oud, piano, trumpet, violin

High or low sound?

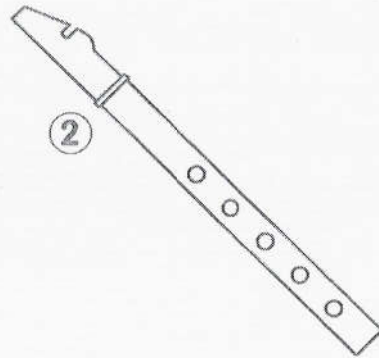


Look and write


high low



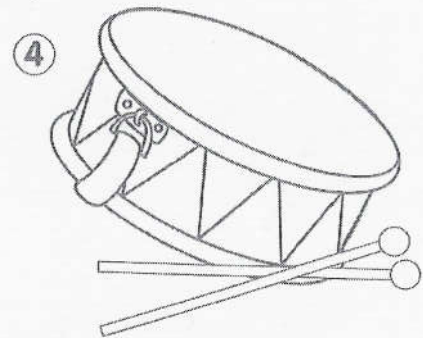
The violin makes
a sound.



The flute makes
a sound.



The guitar makes
a sound.



The drum makes
a sound.




1 Listen and write




chick




whistle



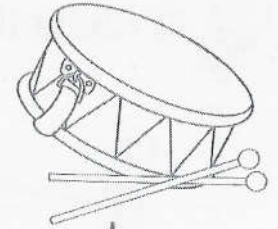
horse




ship




horn



drum




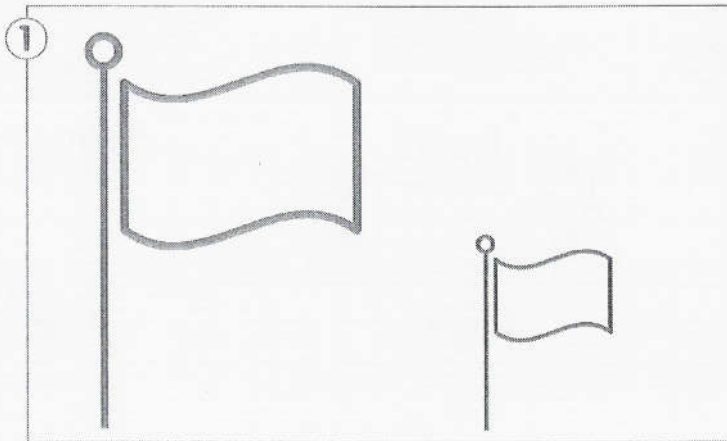
low	high
①	①
②	②
③	③



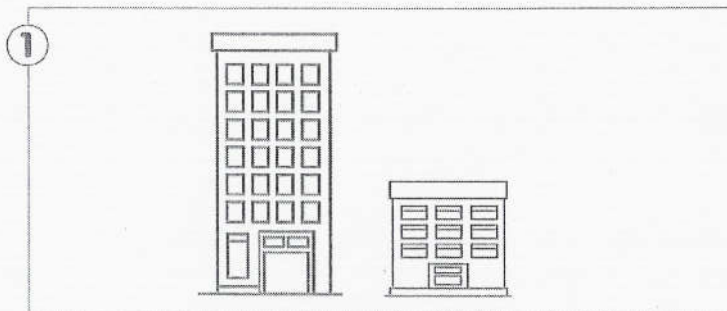
Tall and short



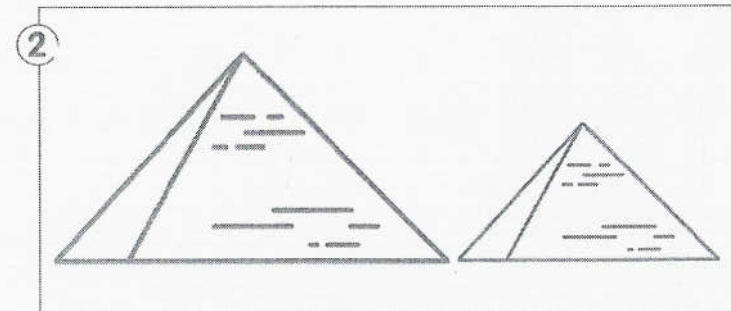
1 Circle the short picture in each box. Then color



2 Circle the tall picture in each box. Then color



building



pyramids



1 Draw 2 objects in each box



2 Point and say

Big	Small

Music in art

Connect
with Art

Unit
7



Look and match

oud

violin

flute


1



2

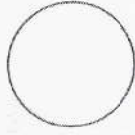



3



1 Look and put 😊 or ☹️

At school



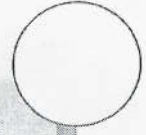

quiet




noisy

2 Now say

At home



noisy









quiet



Ch Learn sounds with Busy Bee!



Look and circle words with a *ch* sound



abcdefghijklmnopqrstuvwxyz

Phonics: *ch* sound


abcdefghijklmnopqrstuvwxyz




but er




ocolate



bea



chips



eease

Listen, write and say



Learn to write with Busy Bee!



Handwriting

Unit 7

Phonics: ch sound


I play the guitar!

Vocabulary **Unit 7**

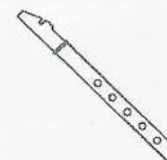


Listen and circle


1



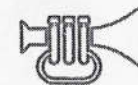
2



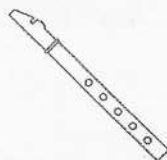
3



4



5



6




Let's play together




1 Look, read and put a (✓) or (X)




Hany can play the flute.



Eyad can't see.



Eyad can't hear.



Eyad can play the piano.



2 Write about yourself

I can I can't



Go to Student's Book pages 50-51

Enjoying art and music



Look and complete

sad happy




This girl is

This boy is



1 Draw your self-portrait



My name is



2 What colors did you use? Point and say

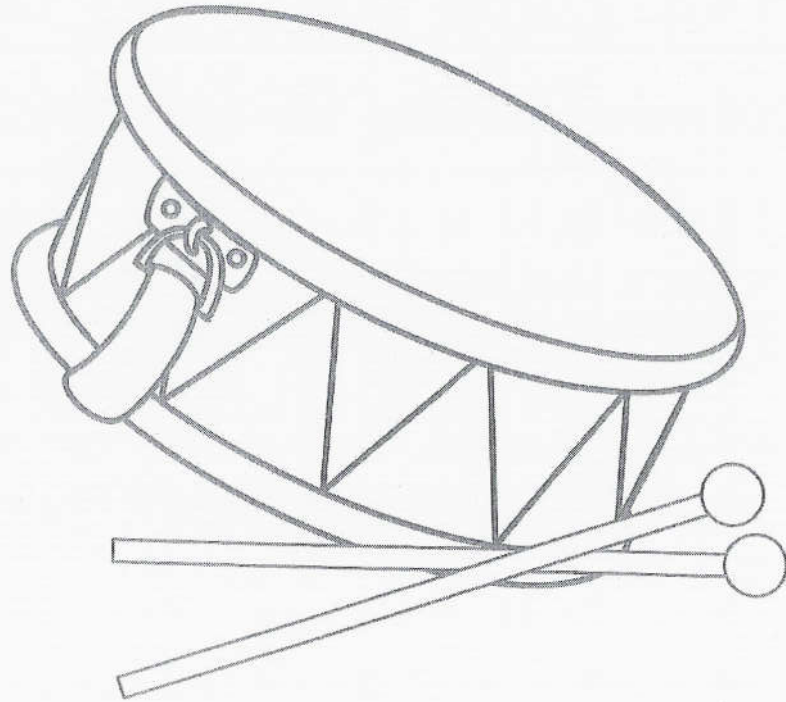
Project : A drum

Project **Unit 7**



1 Look and color

①




This is a



2 Write

②



This is a

Project: A drum

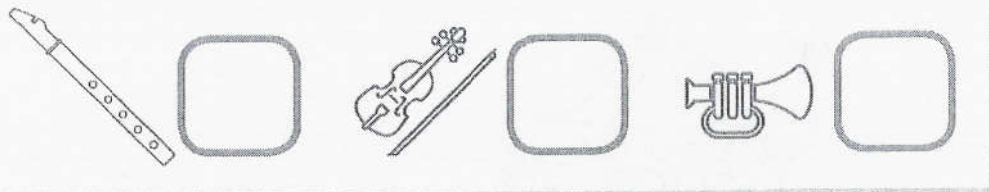
Show and tell

Unit review

Unit 7



1 Listen, count and color

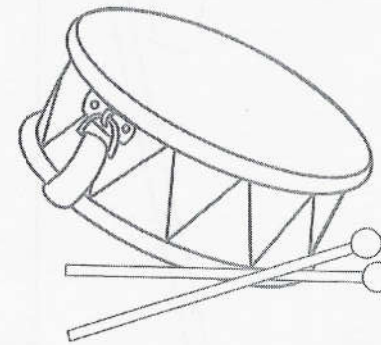


2 Think and color

Unit 7



3 Color and stick



Unit 7

Teacher assessment



Go to page 85



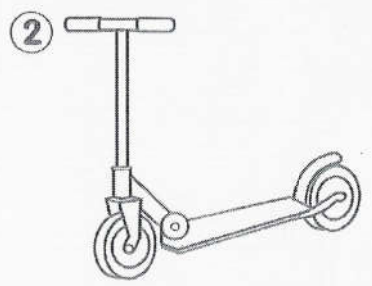
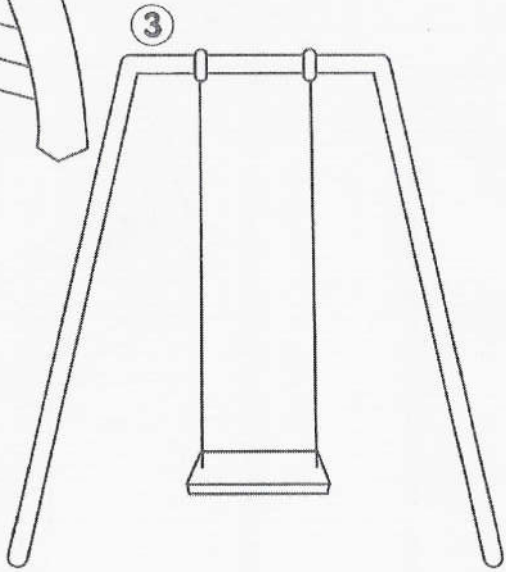
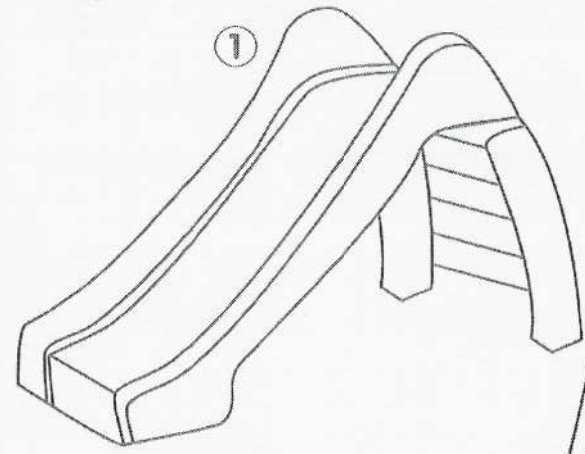
Making friends



1 Look and say




2 Listen and color






Look and trace

1




merry-go-round

2



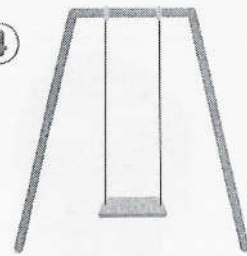
tug-of-war

3




slide

4




swing

5



bike

6



scooter

Vocabulary: bike, merry-go-round, scooter, slide, swing, tug-of-war

I play with my friends

Language use **Unit 8**




1 Listen and repeat


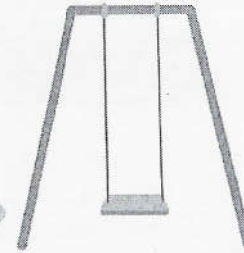


2 Listen and choose


1




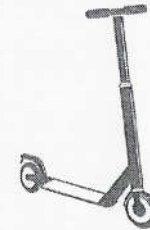
2



3



4






1 Look, read and match



2 Now say


I play

a bike



I play on

hide-and-see



with my friends.

I ride

a trampoline



I jump on

a swing





Look, read and complete

tug-of-war friends play slide

①




I play on a with my friends.

②



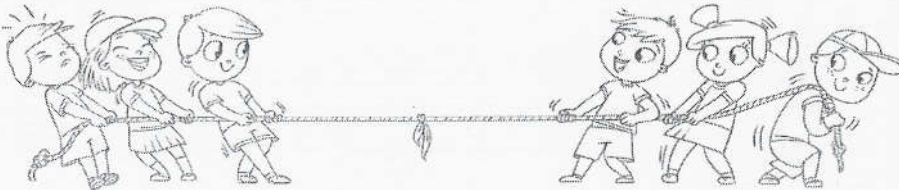
I on a merry-go-round with my friends.

③



I play on a bike with my

④



I play with my friends.

Being good friends



Look, read and write

I don't share.

I share.

I listen.

I am not kind.

I am kind.

I smile.

Good




① I share.....

②

③

④

Bad



①

②




Body language



1 Look and match



2 Trace



angry

excited


sad

happy

shy



1 Look, read and match



She's happy.

He's sad.

He's happy.

She's angry.

He's excited.

She's shy.



2 How do you feel now? Draw and write

I am



Learn sounds with Busy Bee!



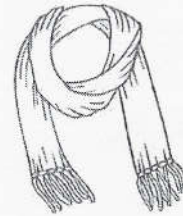
Look, say and circle

1



SC SW

2




SC SW

3



SC SW

4



SC SW

5



SC SW

6



SC SW

Phonics: the sc and sw sounds

abcdefghijklmnopqrstuvwxyz

Learn to write with Busy Bee!



1 Look, trace and match



2 Now write and say

scooter

sc

— — im

swim

sc

— — ing

sweater

sw

— — ooter

scarf

sw

— — arf

swing

sw

— — eater



abcdefghijklmnopqrstuvwxyz

Reading and writing: the sc and sw sounds

My day yesterday



1 Unscramble and write




l a b l
ball

.....



k i e b

.....



d l s i e

.....




g s w n i

.....



2 Listen and number



r o o t s e c

.....



s o u h e

.....

My day yesterday



Look and write

kicked played rode

1



Fares a scooter.

2



Mariam with her toys.

3



Seleem a ball.



Let's go shopping




Story

Unit
8



1 Read and match




① It's a present.

② It's a picture.

③ We have 3 pounds.

④ I have 15 pounds.




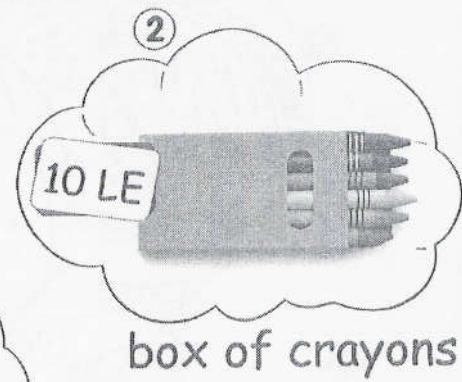

⑤ The clay is for 3 LE.



Let's go shopping




1 Look and match



2 Now ask and answer

How much is the glue?

It's 2 pounds.




A friendship poster

Project

Unit
8



1 Decorate and color




Project: A friendship poster

Show and tell


 1 Complete the pattern





 2 Listen and draw



 3 Think and color



 4 Color and stick



Teacher assessment

 Go to page 85


My little story book

(Cut and fold to make a story book.)

My name: _____

Mazen can swim

4



Mazen can swim.

1



Mazen has a sweater.

Mazen has a scarf.


Mazen has a bike.
Mazen rides the bike.



2

fold

Stop, Mazen! Stop!



3




The Hare and the Tortoise



Look and write

hare tortoise chick



.....

.....

.....




1 Read and match


① The hare is tired.



② The hare is fast.




③ The tortoise is slow.





Look and color your favorite character





Review 2

Vocabulary



1 Trace



2 Read and match

I'm a dentist.

I'm a doctor.

I'm a firefighter.

I'm a vet.




Revision of vocabulary from units 5–8



1 Listen and circle the correct picture

① I play



② I play



③ He is a



④ This is a



⑤ The   is small.



2 Now write

① tennis

②

③

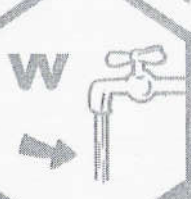
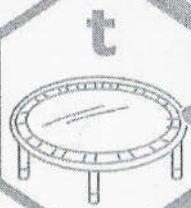




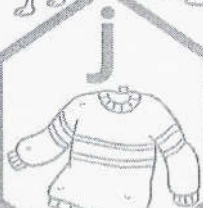

④

⑤


The alphabet


1 Listen and point




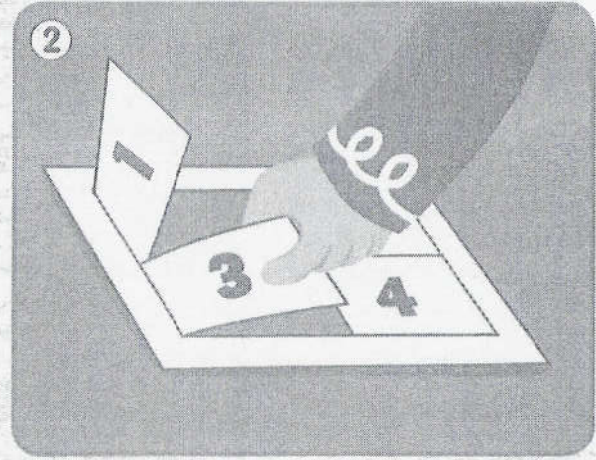

2 Color and say




Revision of vocabulary

 **1 Color and say**

 **2 Stick and say**





 Go to pages 87-89


Revision of language and vocabulary from units 5-8

The background of the page is a light grey color with a repeating pattern of cartoon bees. Each bee is depicted in a flying pose, facing forward with its wings spread. The bees have a yellow and black striped abdomen, a white thorax, and a yellow head with two antennae. The pattern is arranged in a regular grid across the entire page.

CUT-OUTS

Unit 5 A trip to the doctor





Unit 8 Making friends



Unit 7 Let's make music





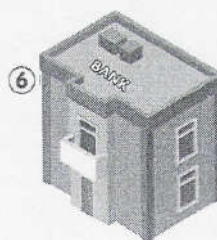
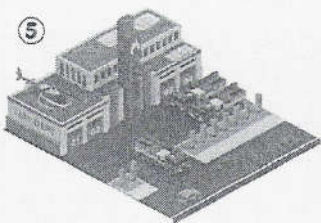
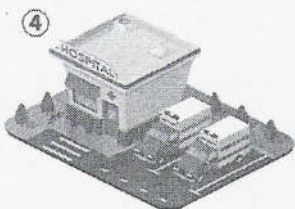
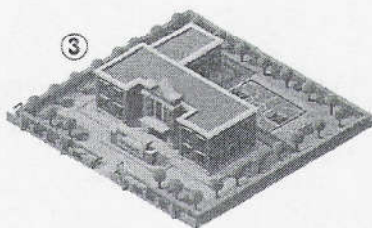


Unit 6 Let's play games





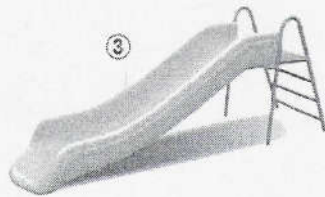


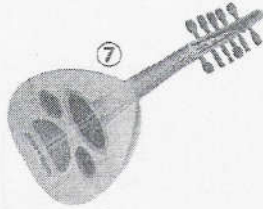



Unit 5 My town














Egyptian International Publishing Company – Longman



10a Hussein Wassef Street
Messaha Square
Dokki
Giza
Arab Republic of Egypt

Copyright © 2018 held jointly by special agreement between the Egyptian Ministry of Education and Technical Education and the Egyptian International Publishing Company - Longman



York Press Ltd.
322 Old Brompton Road
London SW5 9JH
England

Pearson Education Limited

Edinburgh Gate
Harlow
Essex CM20 2JE
England
and Associated Companies throughout the world

First published 2018

ISBN 978-977-16-1505-7

Deposit 17390/2018

Printed by Misr for printing

All rights reserved; no part of this publication may be reproduced, stored in a retrieval system or transmitted in any form or by any means, electronic, mechanical, photocopying, recording or otherwise, without the prior written permission of the copyright holders.

Acknowledgements

Photographs sourced by the Egyptian Publishing Company – Longman, York Press and pictureresearch.co.uk
The Publishers are grateful to all those who have given permission to reproduce copyright material.

Alamy/ Simon Dack/Telephoto Images for p21; iStockphoto/ Andrew_Howe for p9 police officer / gawritoff for p17 a / Shutterstock/ Konstantin Chagin for p4 teacher / SnowWhiteImages for p4 doctor / Nils Versemann for p8 police station / g-stockstudio for p9 pilot / ESB Professional for p9 teacher 2 / wavebreakmedia for p9 teacher 3 / Syda Productions for p9 bus driver / Alliance for p16 doctor / Gelpi for p16 teacher / blackpixel for p16 stethoscope / RTImages for p16 board / Rawpixel.com for p17 c / michaeljung for p26 back / Toey Toey for p26 neck / Sergey Novikov for p29 2 / Robert Kneschke for p29 4 / Mai Graves for p29 5 / rook76 for p46 2 / Rrrainbow for p46 3 / irin-k for p48 bee / azure1 for p46 and p47 cheese / Nosyrevy for p48 fish / MaraZe for p46 chicken / Yeamake for p46 chair / gressi for p46 and p47 chocolate / Praisaeng for p46 rabbit / Ljupco Smokovski for p46 teacher / Artem Kutsenko for p46 and p47 chips / anmbph for p46 mop / MIGUEL GARCIA SAAVEDRA for p89 trumpet / mekcar for p89 guitar / kak2s for p89 piano / Mega Pixel for p89 flute / Africa Studio for p89 drum and p89 accordion / Mehmet Catin for p89 oud / djmilic for p89 swing / Narin Eungsuwat for p89 slide / ffolas for p89 scooter / Veronica Louro for p89 tug of war

Commissioned photography by Emad Ailam

