


Children's Phonics for Reading



# Sounds Great

Short Vowel Sounds

2



Anne Taylor



## New Sounds



Listen, point, and repeat.

CD 1



a	+	d	=	ad
a	+	m	=	am
a	+	p	=	ap

Let's chant! Listen, point, and repeat.



Listen, point, and repeat.



1 s + ad = sad



2 y + am = yam



3 c + ap = cap



Let's chant! Listen, point, and repeat.





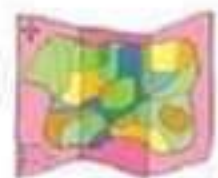
Say and write the words.

1 j + am = jam



jam

2 m + ap = map



map

3 b + ad = bad



bad

4 n + ap = nap



nap

5 d + ad = dad



dad

6 r + am = ram



ram



## New Words



Listen, point, and repeat.



-ad



s ad



d ad



b ad



m ad

-am



y am



j am



d am

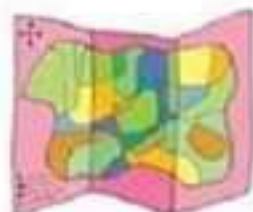


r am

-ap



c ap



m ap



n ap



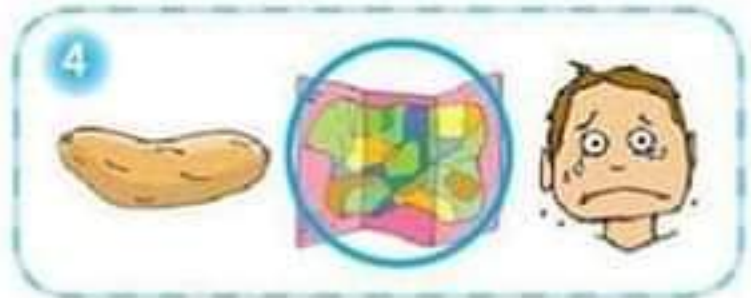

t ap



# Wrap-Up




Listen and circle the picture you hear.



Listen and complete the words.



-ad   -am   -ap





## Story



Listen to the story.



### Sight Words

has, where, on, no, and



The ram has a cookie.



Where is the jam?  
Where is the yam?



On the map?  
No, on the desk!



The ram has a yam and  
jam. The ram naps  
under the desk.



Read the story on your own.



## Rhyming Chant



Let's chant! Listen, point, and repeat.



Who put **jam** on my **cap**?  
Who put **jam** on my **cap**?  
You're so **bad**!! I'm so **mad**!!  
I will tell my **dad**!

Who put **jam** on my **yam**?  
Who put **jam** on my **yam**?  
You're so **bad**!! I'm so **sad**!!  
I will tell my **dad**!

# Homework



Match each phrase to the correct picture and write the phrase.

1 Jam in a cap

Jam in a cap

2 A nap on a ram

A nap on a ram

3 A sad dad

A sad dad

4 A cap on a yam

A cap on a yam

5 A dad on a dam

A dad on a dam





## New Sounds



Listen, point, and repeat.



a + g = ag

a + n = an

a + t = at

Let's chant! Listen, point, and repeat.



Listen, point, and repeat.



1 b + ag = bag



2 m + an = man



3 b + at = bat




Let's chant! Listen, point, and repeat.





Say and write the words.

1 v + an = van  van2 w + ag = wag  wag3 r + at = rat  rat4 t + ag = tag  tag5 f + an = fan  fan6 f + at = fat  fat



## New Words



Listen, point, and repeat.



-ag



bag



wag



tag



rag

-an



man



can



van



fan

-at



bat



rat



mat



fat



Circle and write.

1



bat fat

bat

2



fan van

van

3



wag rag

wag



Read the word and circle the correct picture.

rat

1



can

2



bag

3



fan

4






## Wrap-Up



Listen and circle the picture you hear.



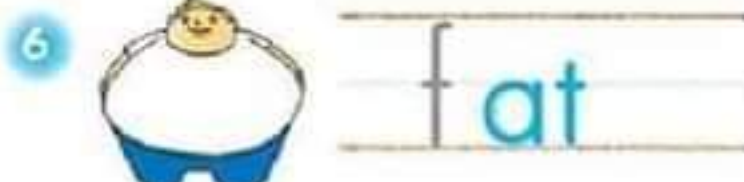


Listen and complete the words.



-ag

-an

-at



## Story



Listen to the story.

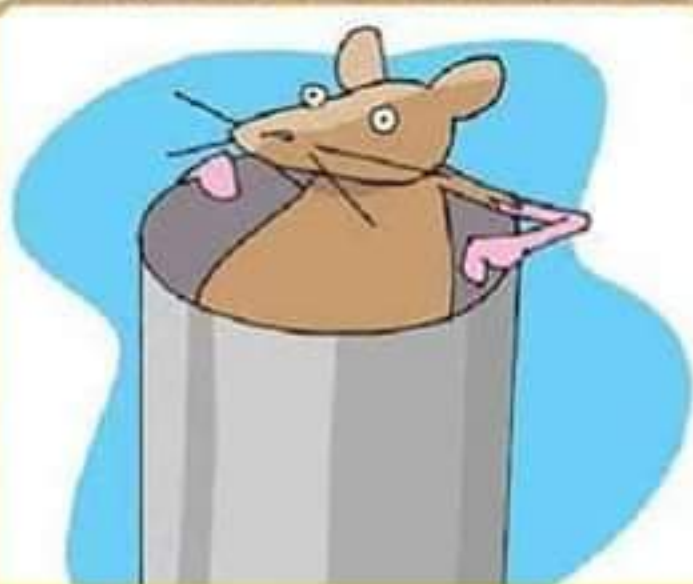


Sight Words

a, has, his, is, at



A man has a can in his bag.



A rat sits in the can.



The rat is fat.



The man looks at the rat.



Read the story on your own.



## Rhyming Chant



Let's chant! Listen, point, and repeat.



**Rat in my bag! Rat in my bag!**  
I don't want a rat in my bag!  
Please, cat! Catch that rat!  
Please, cat! Catch that rat!

**Rat in my cap! Rat in my cap!**  
I don't want a rat in my cap!  
Please, cat! Catch that rat!  
Please, cat! Catch that rat!

# Homework



Match each phrase to the correct picture and write the phrase.

1 A tag on a bag

A tag on a bag

2 A rag in a can

A rag in a can

3 A man in a van

A man in a van

4 A bat on a man

A bat on a man

5 A fat, fat rat

A fat, fat rat





## New Sounds



Listen, point, and repeat.



e	+	d	=	ed
e	+	g	=	eg
e	+	n	=	en
e	+	t	=	et

Let's chant! Listen, point, and repeat.



Listen, point, and repeat.



1	b	+	ed	=	bed	
2	p	+	eg	=	peg	
3	h	+	en	=	hen	
4	w	+	et	=	wet	

Let's chant! Listen, point, and repeat.





Say and write the words.

1 p + et = pet



pet

2 m + en = men



men

3 w + ed = wed



wed

4 l + eg = leg



leg

5 n + et = net



net

6 p + en = pen



pen



## New Words



Listen, point, and repeat.



-ed



bed



red



wed



Ted

-eg



peg



egg



leg



beg

-en



hen



pen



men

10

ten

-et



wet



jet



pet



net