



Directorate of Curricula and School-Textbooks

Basic Concepts and Outcomes Learning

English Language

Third Grade



Publisher

The Ministry of Education

Directorate of Curricula and School-Textbooks

All rights reserved to the Ministry of Education
Jordan - Amman /P. O. Box (1930)

The authorship of this educational material was supervised by:

Dr. Nawwaf Al-Aqil Al-Ajarmah/Secretary General for Educational Affairs

Dr. Najwa Dheifallah Alqubelat / Secretary General For Administration and Financial Affairs

Dr. Mohammed Salman Kenanah /Director General for Curricula and Textbooks Directorate

Dr. Osama Kamel Jaradat / Director for Curricula Directorate

Dr. Zayed Hasan Okour / Director of Textbooks Directorate

Zeyad Khalil Al-Harasis/ Foreign Languages Curriculum Member

Coordination& Follow-up: Dr. Zobaida Hasan Abushwemeh / Head of Vocational Subjects Division.

Authoring committee of learning material

Nisreen Ibrahim Abu Yahya

Abdallah Abdallah Judeh

Suha Abdul Razzaq Slim

Editor: Zeyad Khalil Al-Harasis

Copy Editor: Narmin Dawod Al-Azza

Designer: Ziad “Mohd Adnan” Mehyar

Illustrator: Fayza Fayeze Haddad

Production: Dr. Abd Al-Rahman Abu Suailiq

Proofreader and reviewer: Manal Fahed Aburumman

Content

		Topic	Page
Lesson	1	Participating in basic exchanges (How are you?)	5
Lesson	2	Describing ability (Can you...?): objects, daily activities, animals, pictures, ability and state, illness	9
Lesson	3	Identifying numbers 1-21 (There are twenty-one flowers.)	14

Introduction

Based on the vision of the Ministry of Education; to achieve quality and distinguished education that suits the needs of students, and potentially provides learners with the basic skills necessary to adapt to the requirements and challenges of life, equipped with knowledge, skills and values that help build their personalities in a balanced way, this learning material was based on basic concepts and outcomes of the English language subject for third graders. This material forms the basis of students' competence, and focuses on the most important concepts that enable the student to smoothly move to the next stage, thus, without a learning gap. The concepts were selected and condensed, then presented in a light manner to ensure more indulgence in the learning process through activating self-learning strategy. In addition, parents are invited to participate in this learning process.

The educational content in this booklet includes four topics, each of which includes the basic concepts of learning English language skills.

Therefore, this content was based on achieving the following outcomes:

- take part in basic, short, familiar exchanges and mini class presentations
- describe ability using: can/can't
- identify numbers 1-21

Lesson 1

How are you?

Key words

Jordan, mosque, ruler, balloon, ball

Outcome

Students are expected to: take part in basic, short, familiar exchanges and mini class presentations .

2 

Look and point

Good morning,
Samir.



Good morning,
Rami.



How are you?



I'm very well.
Thank you.



What is this? Is it a balloon?




No, it isn't. It's a ball.



2  **Look circle and say.**


Is it a book?

Yes, it is. / No, it isn't.



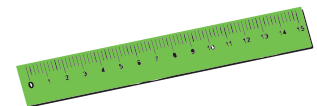
Is it a desk?

Yes, it is. / No, isn't.



Is it a table?

Yes, it is. / No, it isn't.



Is it a rubber?

Yes, it is. / No, it isn't.



3



Look and say

How old are you, Samir?




I'm nine

I'm eight.
And you?



How old are you?



4



Look and say

J j




Jordan

M m



Mosque

R r



Ruler

5




Circle the correct letter



m z r



s j d



m s a

6



Trace and copy

J j

M m

R r

I c a n

Now I can take part in mini exchanges.



Fair



Good



Excellent

Lesson 2

Can you...?

Key words

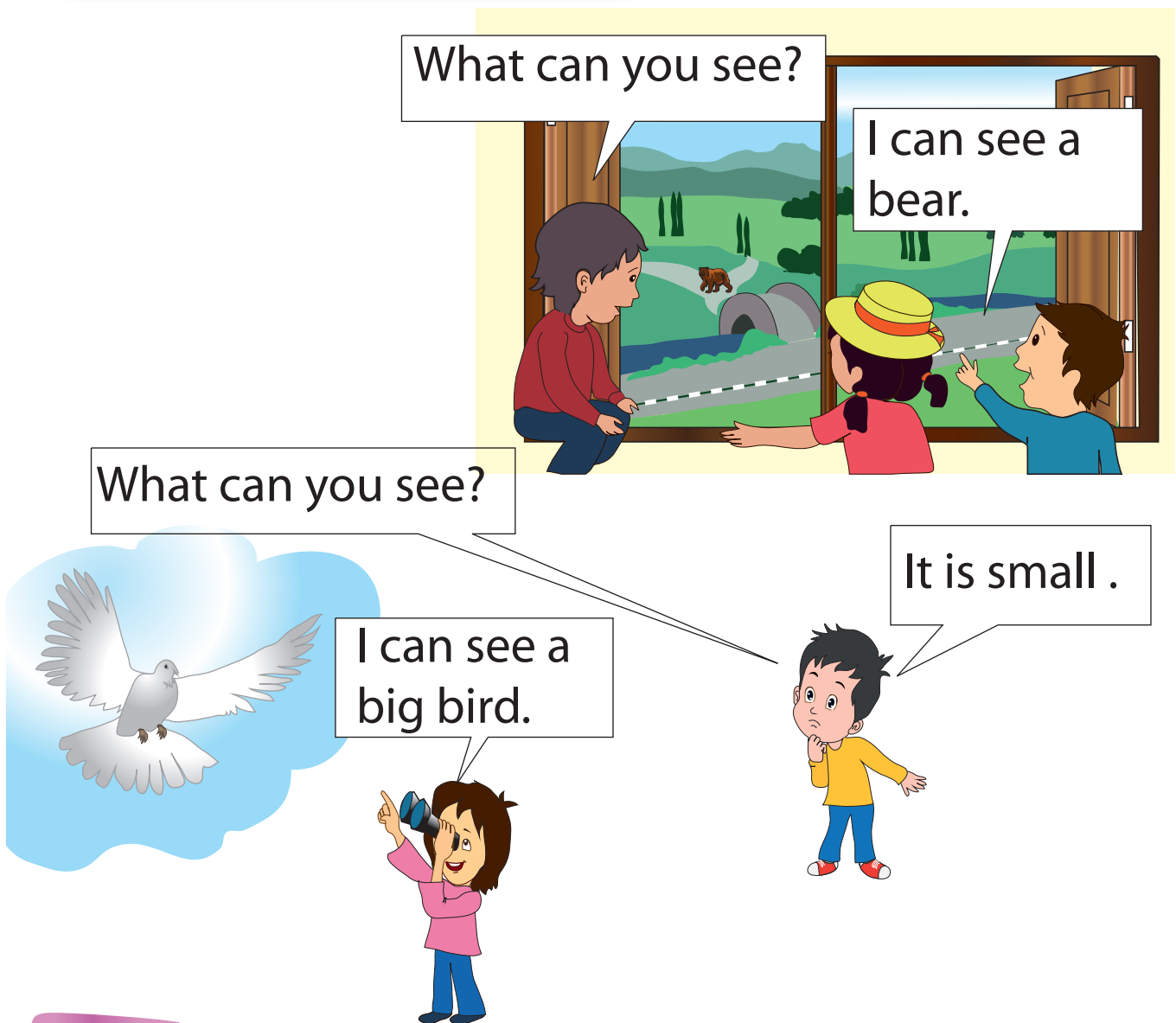
jump, climb, run, sing, can, headache, toothache, earache, stomachache

Outcome

Students are expected to: describe ability using: can/can't




1 Look and point





2 Ask and answer

What can you see?




I can see...



Tiger

3 Look and say

Can you carry a bag?




Yes, I can.




4 Ask and answer

Can a dog fly?



No, it can't.



Can a dog swim?

Yes, it can.




Hello




5 Ask and answer

What's the matter, Hani?



Have you got an earache?


No, I haven't. I have got a headache.



6




Look, circle and say



Has he got a stomachache?

Yes, he has.

No, he hasn't.



Has she got a toothache?

Yes, she has.

No, she hasn't.



Has he got an earache?

Yes, he has.

No, he hasn't.

7




Look, say and trace

B b



Baby

U u



Uncle

Z z



Zoo

B b

Z z

U u

I c a n

Now **I can** describe ability.



Fair



Good



Excellent

Lesson 3

There are twenty-one flowers.

Key words

count , flower , tree , butterfly , ill ,
camel , numbers 1-21

Outcome

Students are expected to:
identify numbers 1-21 .

1 Look and point

One, two, three, four, five...



six, seven, eight, nine, ten...



eleven , twelve , thirteen ,
fourteen , fifteen ,



sixteen , seventeen, eighteen
, nineteen , twenty , twenty-
one .




There are twenty-one
flowers .

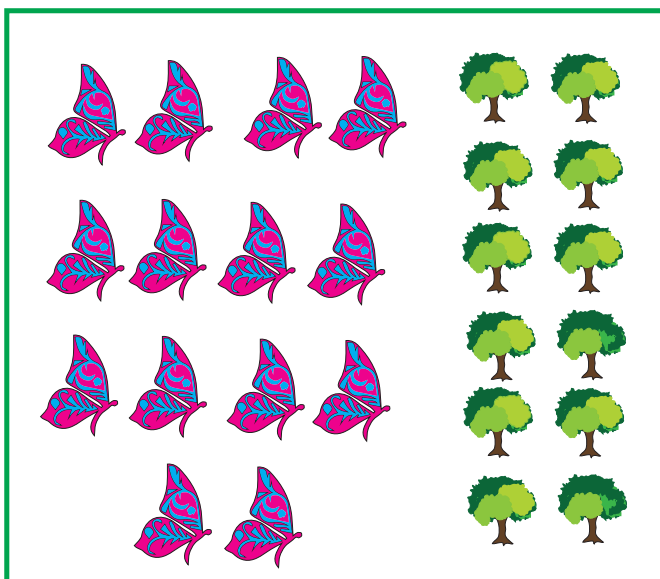
2 Point and say



One, two,




3 Ask and answer


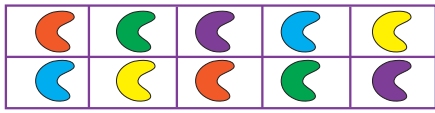


There are
.....

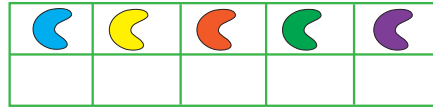
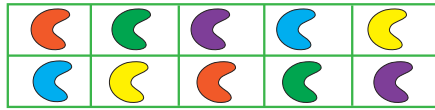
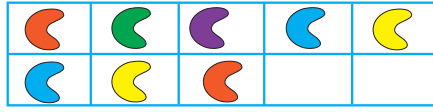
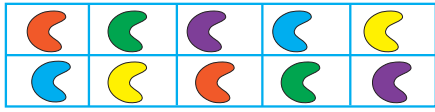
How many
are there?



4 Count and write



Eleven



5 Look, say and trace




C c



Camel

F f



flower

I i



ill

C c

F f

I i

I c a n

Now **I can** I can count 1-21.



Fair



Good



Excellent