



الاسم : الصف :

Letter A a Practice:

Trace the letter A and a.





الاسم : الصف :

Letter B b Practice:

bed

1 2 3 4

1 2 3 4

1 2 3 4

1 2 3 4

Trace the letter B and b.

B B B B B B B B B B B

B B B B B B B B B B B

b b b b b b b b b b b

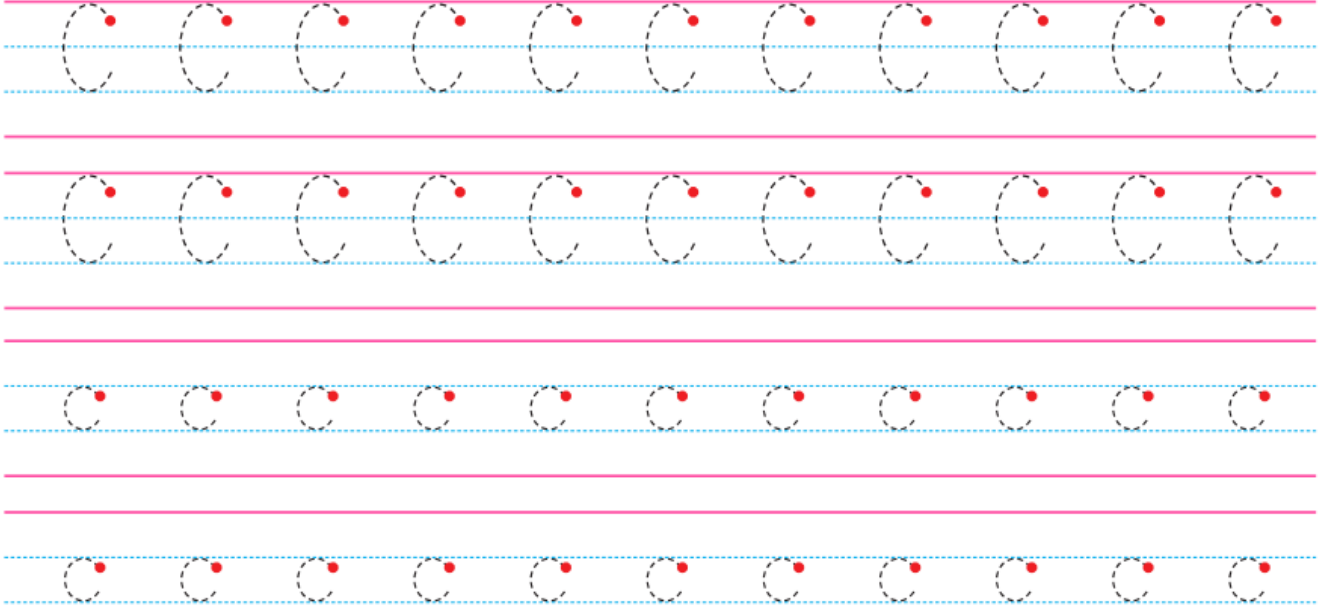
b b b b b b b b b b b






الاسم :
الصف :


Trace the letter **C** and **c**.



Color:



C	D	C	C
D	C	C	D
D	D	C	D
C	D	D	C






الاسم :
الصف :


Trace the letter **D** and **d**.

Tracing practice for uppercase 'D' and lowercase 'd' on a four-line grid. The first row contains 10 dashed uppercase 'D's. The second row contains 10 dashed uppercase 'D's. The third row contains 10 dashed lowercase 'd's. The fourth row contains 10 dashed lowercase 'd's. Each letter has a red dot at the top indicating the starting point for writing.

Color:



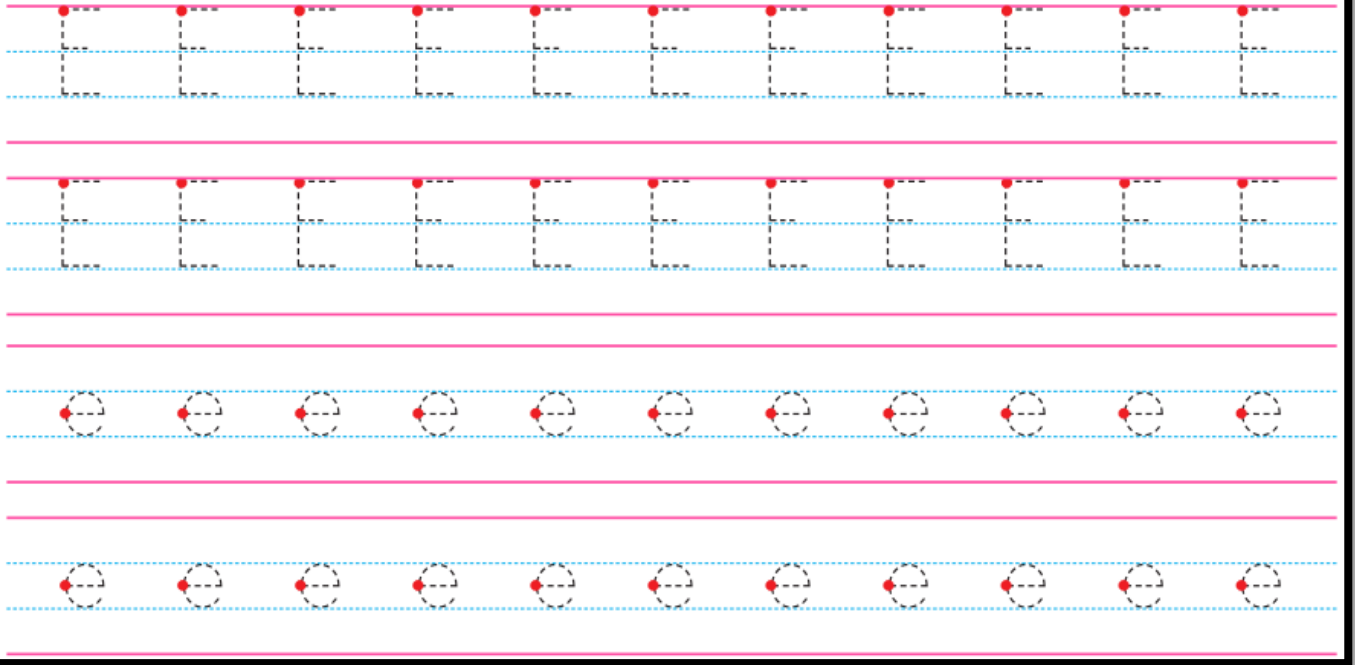
C	D	C	C
D	C	C	D
D	D	C	D
C	D	D	C



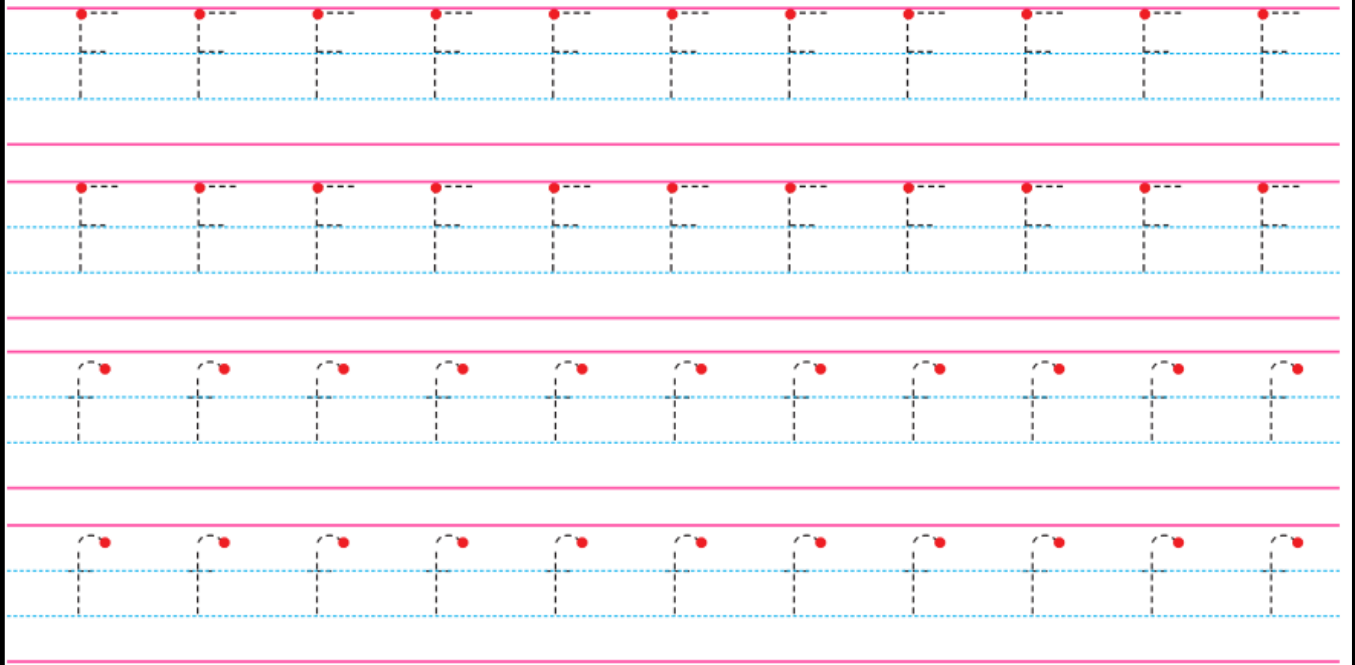


الاسم :
الصف :

Trace the letter **E** and **e**.



Trace the letter **F** and **f**.





الاسم :
الصف :

Trace the letter **G** and **g**.

Tracing practice for the letter G and g. The first row contains 11 dashed uppercase 'G's on a four-line grid. The second row contains 11 dashed lowercase 'g's. The third row contains 11 dashed uppercase 'G's. The fourth row contains 11 dashed lowercase 'g's. Each letter has a red dot indicating the starting point for writing.

Trace the letter **H** and **h**.

Tracing practice for the letter H and h. The first row contains 11 dashed uppercase 'H's on a four-line grid. The second row contains 11 dashed lowercase 'h's. The third row contains 11 dashed uppercase 'H's. The fourth row contains 11 dashed lowercase 'h's. Each letter has a red dot indicating the starting point for writing.





الاسم :
الصف :

1-Trace:



What is your name?
My name is Labeeb .



How are you?
I'm fine thank you.

2- Color then trace:



pink



green



red



orange



yellow



blue

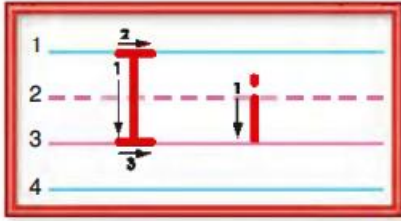


purple



الصف :

الاسم :



ink

Letter | i Practice:

Handwriting practice section with four rows of four-line guides. The first row shows the letter 'I' with stroke order arrows and four dashed 'I' characters for tracing. The second row shows the letter 'I' with stroke order arrows and four dashed 'I' characters for tracing. The third row shows the letter 'i' with stroke order arrows and five dashed 'i' characters for tracing. The fourth row shows the letter 'i' with stroke order arrows and five dashed 'i' characters for tracing.

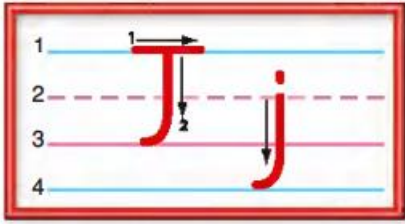
Trace the letter | and i.

Tracing practice section with four rows of four-line guides. Each row contains ten dashed vertical lines for tracing. The first two rows are for the letter 'I' and the last two rows are for the letter 'i'.



الصف:

الاسم:



jungle

Letter J j Practice:

Handwriting practice area with four rows of lines. The first row shows uppercase 'J' tracing. The second row shows lowercase 'j' tracing. The third row shows uppercase 'J' tracing. The fourth row shows lowercase 'j' tracing.

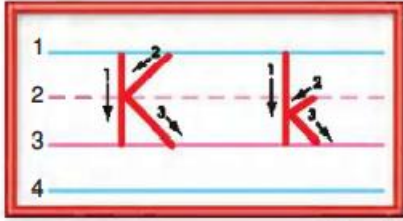

Trace the letter J and j.

Tracing practice area with four rows of lines. Each row contains ten dashed letters for tracing: uppercase 'J' in the first two rows and lowercase 'j' in the last two rows.



الصف:

الاسم:



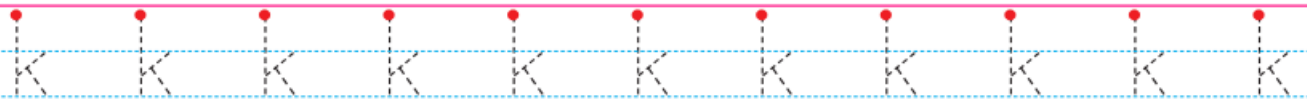
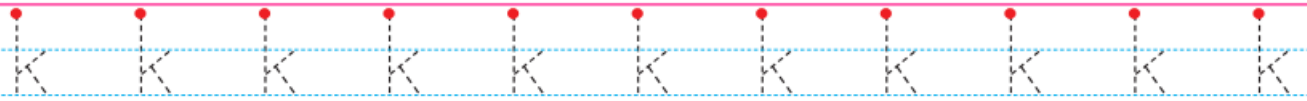
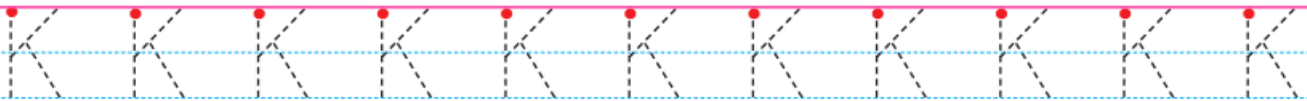
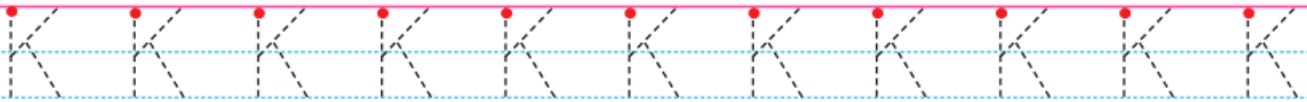
kite

Letter K k Practice:

Handwriting practice area with four rows of lines (1, 2, 3, 4). Each row contains a solid letter with stroke order arrows, followed by several dashed letters for tracing.

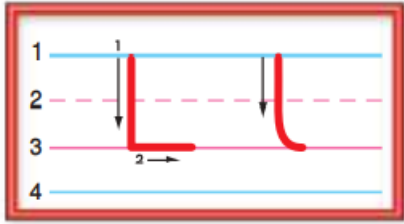
- Row 1: Uppercase K. Starts with a solid K showing stroke order (1: vertical down, 2: diagonal down-right from top, 3: diagonal down-right from middle). Followed by four dashed Ks.
- Row 2: Uppercase K. Starts with a solid K showing stroke order. Followed by four dashed Ks.
- Row 3: Lowercase k. Starts with a solid k showing stroke order (1: vertical down, 2: diagonal down-right from middle, 3: diagonal down-right from middle). Followed by four dashed ks.
- Row 4: Lowercase k. Starts with a solid k showing stroke order. Followed by four dashed ks.

Trace the letter K and k.



الصف

الاسم



leg

Letter L l Practice:

Tracing practice area for the letter L and l. It consists of four rows of handwriting lines (top blue, middle dashed pink, bottom pink, bottom blue). The first row shows a large uppercase 'L' with stroke order arrows and numbers 1 and 2, followed by four smaller grey 'L's for tracing. The second row shows a large black uppercase 'L' for tracing. The third row shows a large black lowercase 'l' with stroke order arrows and numbers 1 and 2, followed by four smaller grey 'l's for tracing. The fourth row shows a large black lowercase 'l' for tracing.

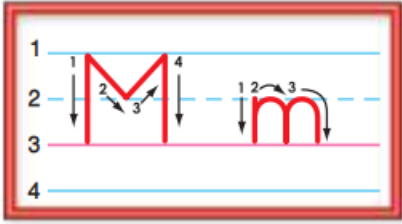
Trace the letter L and l.

Tracing practice area for the letter L and l. It consists of four rows of handwriting lines (top blue, middle dashed pink, bottom pink, bottom blue). Each row contains ten dashed uppercase 'L's and ten dashed lowercase 'l's for tracing, starting with a red dot at the top of each letter.



الصف:

الاسم:



mouth

Letter M m Practice:

Handwriting practice section with four rows of guided lines (top blue, middle dashed blue, bottom pink, bottom blue):

- Row 1: Uppercase M tracing. Starts with a diagram showing stroke order (1, 2, 3, 4), followed by four dashed M's for tracing.
- Row 2: Uppercase M tracing. Starts with a solid M, followed by a dashed M for tracing.
- Row 3: Lowercase m tracing. Starts with a diagram showing stroke order (1, 2, 3), followed by four dashed m's for tracing.
- Row 4: Lowercase m tracing. Starts with a solid m, followed by a dashed m for tracing.

Trace the letter M and m.

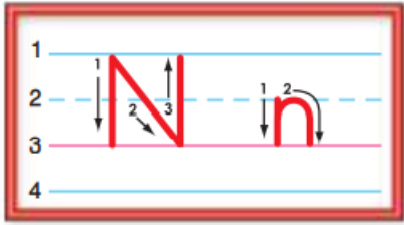
Tracing practice section with three rows of guided lines (top blue, middle dashed blue, bottom pink, bottom blue):

- Row 1: Ten dashed uppercase M's for tracing, each with a red starting dot at the top.
- Row 2: Ten dashed uppercase M's for tracing, each with a red starting dot at the top.
- Row 3: Ten dashed lowercase m's for tracing, each with a red starting dot at the top.
- Row 4: Ten dashed lowercase m's for tracing, each with a red starting dot at the top.



الصف:

الاسم:



nest

Letter N n Practice:

Tracing practice area for the letter N and n. It consists of four rows of handwriting lines (numbered 1-4 on the left). The first row shows uppercase N with stroke order arrows and numbers, followed by four rows of grey uppercase N for tracing. The second row shows a single black uppercase N. The third row shows lowercase n with stroke order arrows and numbers, followed by four rows of grey lowercase n for tracing. The fourth row shows a single black lowercase n.

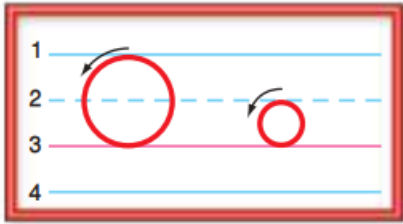
Trace the letter N and n.

Tracing practice area for the letter N and n. It consists of three rows of handwriting lines (numbered 1-4 on the left). The first row contains ten dashed uppercase N for tracing, each with a red dot at the top left. The second row contains ten dashed uppercase N for tracing, each with a red dot at the top left. The third row contains ten dashed lowercase n for tracing, each with a red dot at the top left.



الصف :

الاسم :



orange

Letter O o Practice:

Handwriting practice section with four rows of four-line grids. The first row contains five large circles, the first of which is solid and has a stroke order arrow, while the others are gray. The second row contains one large solid circle followed by empty space. The third row contains five small circles, the first of which is solid and has a stroke order arrow, while the others are gray. The fourth row contains one small solid circle followed by empty space. Each row is labeled with numbers 1, 2, 3, and 4 on the left side.

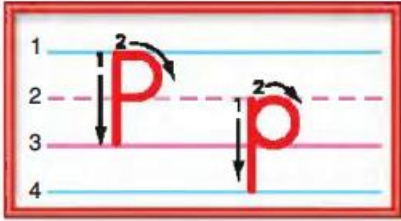
Trace the letter O and o.

Tracing practice section with four rows of four-line grids. Each row contains ten dashed circles for tracing, with a red dot at the top center of each circle indicating the starting point. The first row has large circles, the second row has medium circles, the third row has small circles, and the fourth row has very small circles.



الصف:

الاسم:



parrot

Letter P p Practice.

Tracing practice area with four rows of handwriting lines. The first row shows uppercase 'P' with stroke order arrows and numbers 1 and 2. The second row shows lowercase 'p' with stroke order arrows and numbers 1 and 2. The third and fourth rows contain dashed letters for tracing, with the first letter in each row having stroke order arrows and numbers.

Trace the letter P and p.

Tracing practice area with four rows of handwriting lines. Each row contains ten dashed uppercase 'P' or lowercase 'p' characters for tracing, each with a red starting dot.

