



وزارة التعليم  
Ministry of Education

**Preparation  
Numbers  
English  
Of  
The three  
levels**

**Preparation of kindergarten  
Prepare numbers  
In English  
Studying Year  
1440**





## *Objectives of teaching numbers for the kindergarten stage*



- 1- you should learn math for children will your child love and focuses on a number**
- 2- the learning math will not only help your child learn to love numbers but also to master the essential concepts**
- 3-the essential concepts for numbers is important before you know it your child will be stepping up to math with confidence**
- 4- Children should learn to count things from 1 - 10 for first level children**
- 5- Children should learn to count things from 11 - 20 for second level kids**
- 6-Children must learn to write numbers from 1 - 20 for children of the third level**





| Stage        | Level      | Subject                       | Studying Year |
|--------------|------------|-------------------------------|---------------|
| Kindergarten | All levels | Prepare numbers<br>In English | 1440          |

| Distribution of lessons |       |                                   |
|-------------------------|-------|-----------------------------------|
| Day                     | Date  | Subject                           |
| 1                       | / /14 | Number one and two                |
| 2                       | / /14 | Number three and four             |
| 3                       | / /14 | Number five and six               |
| 4                       | / /14 | Number seven and eight            |
| 5                       | / /14 | Number nine and ten               |
| 6                       | / /14 | Number eleven and twelve          |
| 7                       | / /14 | Number Thirteenth and Fourteenth  |
| 8                       | / /14 | Number fifteenth and sixteenth    |
| 9                       | / /14 | Number seventeenth and eighteenth |
| 10                      | / /14 | Number nineteen and twenty        |
| 11                      | / /14 | Exercise                          |





| Prepare numbers<br>In English  | Subject  | Stage |        | Kindergarten   |   |  |   |
|--|--|-------|--------|--|---|--|---|
| Lesson 1   |  <p>Number one<br/>and two</p> | Date  | / / 14 |  <p>First day</p> |   |  |   |
| <p style="text-align: center;"><b>Objectives</b></p> <p>1- The child saves the numbers one and two correctly.<br/>2- Definition of the child signify the numbers one and two.</p>  |  |       |        |  |   |  |   |
| <p style="text-align: center;"><b>Tools and means</b><br/>Blackboard - Pen - Paper - Projector - Story</p>   |  |       |        |  |   |  |   |
| <p style="text-align: center;"><b>View Lesson</b></p> <p>The teacher writes the numbers one and two on the blackboard and trains the children to write numbers (one and two) and the number symbol (1 &amp; 2).<br/>The teacher presents a story about the numbers one and two on the children and then concludes the lesson with activities and exercises on numbers (one and two).</p> |  |       |        |  |   |  |   |
| <p style="text-align: center;"><b>Homework</b></p>   |  |       |        |  |   |  |   |
| <p>Put (&gt; - &lt; - =) :-</p> <table border="1" style="width: 100%; height: 80px;"> <tr> <td style="text-align: center; vertical-align: middle;">1</td> <td style="width: 50%;"></td> <td style="text-align: center; vertical-align: middle;">1</td> </tr> </table>  |  |       |        |  | 1 |  | 1 |
| 1  |  | 1     |        |  |   |  |   |



| Prepare numbers<br>In English  | Subject  | Stage |        | Kindergarten  |   |  |   |  |  |
|--|--|-------|--------|---|---|--|---|--|--|
| Lesson 2   |  | Date  | / / 14 |  |   |  |   |  |  |
| <p style="text-align: center;"><b>Objectives</b></p> <p>3- The child saves the numbers three and four correctly.<br/>4- Definition of the child signify the numbers three and four.</p>  |  |       |        |   |   |  |   |  |  |
| <p style="text-align: center;"><b>Tools and means</b><br/>Blackboard - Pen - Paper - Projector - Story</p>   |  |       |        |   |   |  |   |  |  |
| <p style="text-align: center;"><b>View Lesson</b></p>  |  |       |        |   |   |  |   |  |  |
| <p>The teacher writes the numbers three and four on the blackboard and trains the children to write numbers (three and four) and the number symbol (3 &amp; 4).<br/>The teacher presents a story about the numbers three and four on the children and then concludes the lesson with activities and exercises on numbers (three and four).</p> |  |       |        |   |   |  |   |  |  |
| <p style="text-align: center;"><b>Homework</b></p>   |  |       |        |   |   |  |   |  |  |
| <p>Put ( &gt; - &lt; - = ) :-</p> <table border="1" style="width: 100%; height: 80px;"> <tr> <td style="text-align: center; width: 20%;">3</td> <td style="width: 20%;"></td> <td style="text-align: center; width: 20%;">1</td> <td style="width: 20%;"></td> <td style="width: 20%;"></td> </tr> </table>                                    |  |       |        |   | 3 |  | 1 |  |  |
| 3  |  | 1     |        |   |   |  |   |  |  |



| Prepare numbers<br>In English | Subject  | Stage |        | Kindergarten  |
|-------------------------------|--|-------|--------|---|
| Lesson 3                      |  | Date  | / / 14 |  |

**Objectives**

- 5- The child saves the numbers five and six correctly.
- 6- Definition of the child signify the numbers five and six.

**Tools and means**

Blackboard - Pen - Paper - Projector - Story

**View Lesson**



The teacher writes the numbers five and six on the blackboard and trains the children to write numbers (five and six) and the number symbol (5 & 6).  
 The teacher presents a story about the numbers five and six on the children and then concludes the lesson with activities and exercises on numbers (five and six).

**Homework**

Put ( > - < = ) :-

|   |  |   |
|---|--|---|
| 5 |  | 3 |
|---|--|---|



|  |  |                     |               |   |
|--|--|---------------------|---------------|---|
| <p><b>Prepare numbers<br/>In English</b></p> | <p><b>Subject</b></p>  | <p><b>Stage</b></p> |               | <p><b>Kindergarten</b></p>  |
| <p><b>Lesson 4</b></p>                       |  | <p>Date</p>         | <p>/ / 14</p> |  |

**Objectives**

- 7- The child saves the numbers seven and eight correctly.
- 8- Definition of the child signify the numbers seven and eight.

**Tools and means**

Blackboard - Pen - Paper - Projector - Story

**View Lesson**

The teacher writes the numbers seven and eight on the blackboard and trains the children to write numbers (seven and eight) and the number symbol (7 & 8).  
The teacher presents a story about the numbers seven and eight on the children and then concludes the lesson with activities and exercises on numbers (seven and eight).

**Homework**

Put ( > - < = ) :-

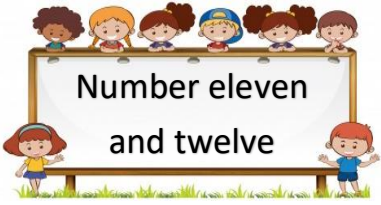

|          |  |          |
|----------|--|----------|
| <p>7</p> |  | <p>6</p> |
|----------|--|----------|





| Prepare numbers<br>In English   | Subject                        | Stage |        | Kindergarten     |    |  |    |
|---|--------------------------------|-------|--------|------------------|----|--|----|
| Lesson 5  | <p>Number nine<br/>and ten</p> | Date  | / / 14 | <p>Fifth day</p> |    |  |    |
| <p align="center"><b>Objectives</b></p> <p>9- The child saves the numbers nine and ten correctly.<br/>10- Definition of the child signify the numbers nine and ten.</p>   |                                |       |        |                  |    |  |    |
| <p align="center"><b>Tools and means</b><br/>Blackboard - Pen - Paper - Projector - Story</p>   |                                |       |        |                  |    |  |    |
| <p align="center"><b>View Lesson</b></p>  |                                |       |        |                  |    |  |    |
| <p>The teacher writes the numbers nine and ten on the blackboard and trains the children to write numbers (nine and ten) and the number symbol (9 &amp; 10).<br/>The teacher presents a story about the numbers nine and ten on the children and then concludes the lesson with activities and exercises on numbers (nine and ten).</p> |                                |       |        |                  |    |  |    |
| <p align="center"><b>Homework</b></p>   |                                |       |        |                  |    |  |    |
| <p>Put (&gt; - &lt; - =) :-</p> <table border="1" style="width: 100%; height: 80px;"> <tr> <td style="width: 20%; text-align: center; vertical-align: middle;">10</td> <td style="width: 20%;"></td> <td style="width: 20%; text-align: center; vertical-align: middle;">10</td> </tr> </table>   |                                |       |        |                  | 10 |  | 10 |
| 10  |                                | 10    |        |                  |    |  |    |







| Prepare numbers<br>In English   | Subject  | Stage |        | Kindergarten   |        |        |        |
|---|--|-------|--------|--|--------|--------|--------|
| Lesson 6  |  <p>Number eleven<br/>and twelve</p> | Date  | / / 14 |  <p>Sixth day</p> |        |        |        |
| <p style="text-align: center;"><b>Objectives</b></p> <p>11- The child saves the numbers eleven and twelve correctly.<br/>12- Definition of the child signify the numbers eleven and twelve.</p>   |  |       |        |  |        |        |        |
| <p style="text-align: center;"><b>Tools and means</b><br/>Blackboard - Pen - Paper - Projector - Story</p>  |  |       |        |  |        |        |        |
| <p style="text-align: center;"><b>View Lesson</b></p>   |  |       |        |  |        |        |        |
| <p>The teacher writes the numbers eleven and twelve on the blackboard and trains the children to write numbers (eleven and twelve) and the number symbol (11 &amp; 12).</p> <p>The teacher presents a story about the numbers eleven and twelve on the children and then concludes the lesson with activities and exercises on numbers (eleven and twelve).</p> |  |       |        |  |        |        |        |
| <p style="text-align: center;"><b>Homework</b></p>  |  |       |        |  |        |        |        |
| <p><b>Add -:</b></p> <table border="1" style="width: 100px;"> <tr> <td><math>2+2=</math></td> </tr> <tr> <td><math>1+3=</math></td> </tr> <tr> <td><math>4+2=</math></td> </tr> </table>  |  |       |        |  | $2+2=$ | $1+3=$ | $4+2=$ |
| $2+2=$  |  |       |        |  |        |        |        |
| $1+3=$  |  |       |        |  |        |        |        |
| $4+2=$  |  |       |        |  |        |        |        |

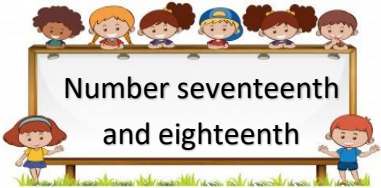



| Prepare numbers<br>In English  | Subject  | Stage |        | Kindergarten   |        |  |        |  |         |  |
|--|--|-------|--------|--|--------|--|--------|--|---------|--|
| Lesson 7   |  <p>Number Thirteenth<br/>and Fourteenth</p> | Date  | / / 14 |  <p>Seventh day</p> |        |  |        |  |         |  |
| <p style="text-align: center;"><b>Objectives</b></p> <p>13- The child saves the numbers Thirteenth and Fourteenth correctly.<br/>14- Definition of the child signify the numbers Thirteenth and Fourteenth.</p>  |  |       |        |  |        |  |        |  |         |  |
| <p style="text-align: center;"><b>Tools and means</b><br/>Blackboard - Pen - Paper - Projector - Story</p>   |  |       |        |  |        |  |        |  |         |  |
| <p style="text-align: center;"><b>View Lesson</b></p>  |  |       |        |  |        |  |        |  |         |  |
| <p>The teacher writes the numbers Thirteenth and Fourteenth on the blackboard and trains the children to write numbers (Thirteenth and Fourteenth) and the number symbol (13 &amp; 14).<br/>The teacher presents a story about the numbers Thirteenth and Fourteenth on the children and then concludes the lesson with activities and exercises on numbers (Thirteenth and Fourteenth).</p> |  |       |        |  |        |  |        |  |         |  |
| <p style="text-align: center;"><b>Homework</b></p>   |  |       |        |  |        |  |        |  |         |  |
| <p><b>Add -:</b></p> <table border="1" style="width: 100%;"> <tr> <td style="width: 50%;"><math>1+1=</math></td> <td></td> </tr> <tr> <td><math>6+4=</math></td> <td></td> </tr> <tr> <td><math>2+10=</math></td> <td></td> </tr> </table>   |  |       |        |  | $1+1=$ |  | $6+4=$ |  | $2+10=$ |  |
| $1+1=$   |  |       |        |  |        |  |        |  |         |  |
| $6+4=$   |  |       |        |  |        |  |        |  |         |  |
| $2+10=$  |  |       |        |  |        |  |        |  |         |  |



| Prepare numbers<br>In English  | Subject  | Stage |        | Kindergarten  |              |              |
|--|--|-------|--------|---|--------------|--------------|
| Lesson 8   |  <p>Number fifteenth and<br/>sixteenth</p> | Date  | / / 14 |  <p>Eighth day</p> |              |              |
| <p style="text-align: center;"><b>Objectives</b></p> <p>15- The child saves the numbers fifteenth and sixteenth correctly.<br/>16- Definition of the child signify the numbers fifteenth and sixteenth.</p>  |  |       |        |   |              |              |
| <p style="text-align: center;"><b>Tools and means</b></p> <p style="text-align: center;">Blackboard - Pen - Paper - Projector - Story</p>  |  |       |        |   |              |              |
| <p style="text-align: center;"><b>View Lesson</b></p> <p>The teacher writes the numbers fifteenth and sixteenth on the blackboard and trains the children to write numbers (fifteenth and sixteenth) and the number symbol (15 &amp; 16).<br/>The teacher presents a story about the numbers fifteenth and sixteenth on the children and then concludes the lesson with activities and exercises on numbers (fifteenth and sixteenth).</p> |  |       |        |   |              |              |
| <p style="text-align: center;"><b>Homework</b></p>   |  |       |        |   |              |              |
| <p>Add -:</p> <table border="1" style="width: 100%; height: 60px;"> <tr> <td style="width: 50%; text-align: center; vertical-align: middle;"><b>10+1=</b></td> <td style="width: 50%; text-align: center; vertical-align: middle;"><b>1+11=</b></td> </tr> </table>  |  |       |        |   | <b>10+1=</b> | <b>1+11=</b> |
| <b>10+1=</b>   | <b>1+11=</b>   |       |        |   |              |              |



| Prepare numbers<br>In English  | Subject   | Stage |        | Kindergarten   |
|--|---|-------|--------|--|
| Lesson 9   |  <p>Number seventeenth<br/>and eighteenth</p> | Date  | / / 14 |  <p>Ninth day</p> |
| <p style="text-align: center;"><b>Objectives</b></p> <p>17- The child saves the numbers seventeenth and eighteenth correctly.<br/>18- Definition of the child signify the numbers seventeenth and eighteenth.</p>  |   |       |        |  |
| <p style="text-align: center;"><b>Tools and means</b></p> <p style="text-align: center;">Blackboard - Pen - Paper - Projector - Story</p>  |   |       |        |  |
| <p style="text-align: center;"><b>View Lesson</b></p>  |   |       |        |  |
| <p>The teacher writes the numbers seventeenth and eighteenth on the blackboard and trains the children to write numbers (seventeenth and eighteenth) and the number symbol (17 &amp; 18).<br/>The teacher presents a story about the numbers seventeenth and eighteenth on the children and then concludes the lesson with activities and exercises on numbers (seventeenth and eighteenth).</p> |   |       |        |  |
| <p style="text-align: center;"><b>Homework</b></p>   |   |       |        |  |
| <p>Add -:</p> <div style="display: flex; justify-content: space-around; align-items: center;"> <div style="border: 1px solid black; padding: 10px; margin: 5px;">9+3=</div> <div style="border: 1px solid black; padding: 10px; margin: 5px;">14+4=</div> </div>   |   |       |        |  |





|                                   |                |              |        |                     |
|-----------------------------------|----------------|--------------|--------|---------------------|
| <b>Prepare numbers in English</b> | <b>Subject</b> | <b>Stage</b> |        | <b>Kindergarten</b> |
| <b>Lesson 11</b>                  |                | Date         | / / 14 |                     |

**Objectives**

- 1- The child saves the all numbers.
- 2- Definition of the child signify the numbers.

**Tools and means:** Blackboard - Pen - Paper - Projector - Story

**View Lesson**

The teacher writes the numbers (1 - 20) on the blackboard and trains the children to write the numbers after knowing the shape and symbol of each number.

The teacher presents a story about the numbers (1 - 20) on the children and then concludes the lesson with activities and exercises on the whole numbers.

**Homework**

**Write the letters :**

**18** .....

**19** .....

**20** .....

**Count : -**

