




Unit 1

Wild Animals

1. Listen and point

:




**2. Practice the talks in pairs .**

**3. Act out the talks in pairs .**



# Fun Time!


4. Listen to the teacher and look for the animal, say the letter .






## I Can ...

- act out the talks about wild animals.
- tell friends the names of six wild animals using the animal chart.



GOAL 01



GOAL 02



1. Chant and mime .

I will catch a monkey, by the toes, by the toes.

I will catch a monkey, by the toes!

... a monkey, by the toes!

... an elephant, by the trunk!

... an elephant, by the trunk!

... a tiger, by the tail!

... a tiger, by the tail!

... a snake, by the head!

... a snake, by the head!

... a bear, by the nose!

... a bear, by the nose!



# Sounds And Letters

## 2. Listen , and say match .

o

octopus

fox



o\_e


rose

rope



★ ★  
★ Fun Time!

3. What animal is this ? Game  
Listen and Guess



What animal is this?



I know.  
It's a lion.

That's right.


That's right.






## I Can ...

- chant the *Animal Chant*.
- play the What Animal Is This? Game with a partner.



GOAL 03



GOAL 04



## Advice Time

It's better to be as smart as a wolf than to be as strong as a lion.



**1. Listen , point and say .**

1. Elephants ...  
are big.  
have trunks.



2. Zebras ...  
are black and white.  
have stripes.





3. Crocodiles ...  
are scary.  
have big teeth.



4. Chimpanzees ...  
are smart.  
have long arms.



5. Snakes ...  
are long.  
have no arms or legs.



6. Hippos ...  
are fat.  
have big mouths.



## 2. Practice the sentence In pairs .

One partner says the animal name , the other say one thing about it , then watch



Fun Time!

Grammar Toolbox

one robot → two robots,  
three robots, four robots ...

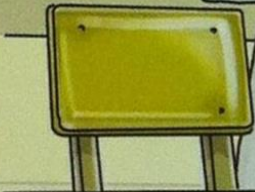
#### 4. Animal two hints game .

Listen to two hints and say the animal's name






They are big.  
They have trunks.



That's right!

I know!  
Elephants.


Let me try!





## I Can ...

- say something about three wild animals.
- play the Animal Two Hints Game.



GOAL 05



GOAL 06



1. Listen , point and say , then listen , read , and number 1 , 2 .

1 /e/



head

2 /i/



read



2

feather




1

peach



2

meat



1

bread





## 2. Listen , point , and say then match with u or u , e .

U says ... u, u, tub  and U says ... u, u, tube .




cup



cube



uniform



bus



duck



huge




## 2. Listen , say and match .

food

book

boot



foot


moon

cook



#### 4. Read , and number then listen and check .

1 /z/



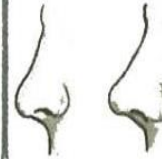
arms

2 /s/



trunks

3 /iz/



noses



1 hippos



3 crocodiles



2 snakes



2 elephants



2 dresses



1 faces



# Fun Time!

## 5. Phonics race .

Say and mime words in pairs , use these letters o ,  
o - u ea u u-e oo



o\_e says rose ...




o says hot ...






## I Can ...

- listen, point and match pictures, words and letters.
- say, read and write the sounds for ea, peach and ea, head; u, duck; u\_e, cube; oo, book and oo, boot by myself.



GOAL 07



GOAL 08

oo' rook auq oo' root pl wlsɛɪ:  
head auq ea' head' a' duck' a' e' cube'

A cartoon illustration of a young boy with blonde hair, wearing a red and white striped shirt, dark shorts, and a blue backpack. He is walking towards the right, looking happy with a wide smile. A grey path leads from the bottom left towards the top left, where a large grey tree trunk is visible.

**Unit 2**

From here to  
there

# lesson

# 1

## Talk Time

### 1. Listen and say :



Excuse me. Where's the train station?

Walk straight and turn left.

How do you go to school?

I walk. How about you?

I go by school bus.

2. Practice and Act out the talks in pairs .

2. Listen , point and say then write the missing letters .

station      step      stop

Walk straight two steps  
and stop!





★ ★  
★ FunTime!

## 4. Which way are you looking ?


Close your eyes and try to follow






## I Can ...

- act out the talks about directions and going places with a partner.
- give directions to a partner, saying “Turn left.”, “Turn right.”, and “Walk straight.”




GOAL 09



GOAL 10

1. Chant and do the actions .


## When You See a Red Light



When you see a **red** light, **red** light, **red** light.

When you see a **red** light, **stop**, **stop**, **stop**.

When you see a **yellow** light,  
**yellow** light, **yellow** light.



When you see a **yellow** light, **wait**, **wait**, **wait**.



When you see a **green** light,  
**green** light, **green** light.

When you see a **green** light, **go, go, go.**



2. Listen , say and number then write the missing letters .

1 ship




2 chip




3 slip



sheeep



cheesee



sleep



★ ★  
★ Fun Time!

### 3. Traffic signal game .

Listen to the leader and say what to do .






## I Can ...

- chant the *When You See a Red Light* chant.
- say if a traffic signal says to stop, wait, or go.



GOAL 11



GOAL 12



oi do'

GOAL 13

# lesson

# 3

## Words in actions

1. Listen , point and say .

Watch out! It's a / an ...



1. truck



2. bus



3. train



4. motorbike



5. car



6. bicycle



7. taxi



8. police car



9. ambulance





**2. Practice the words in pairs then race your partner .**




# FunTime!

## 3. Take a Trip .

Listen and trace with your finger from each place to the next to complete your trip , where do you end up ?

Where are you now?





Take a bus.

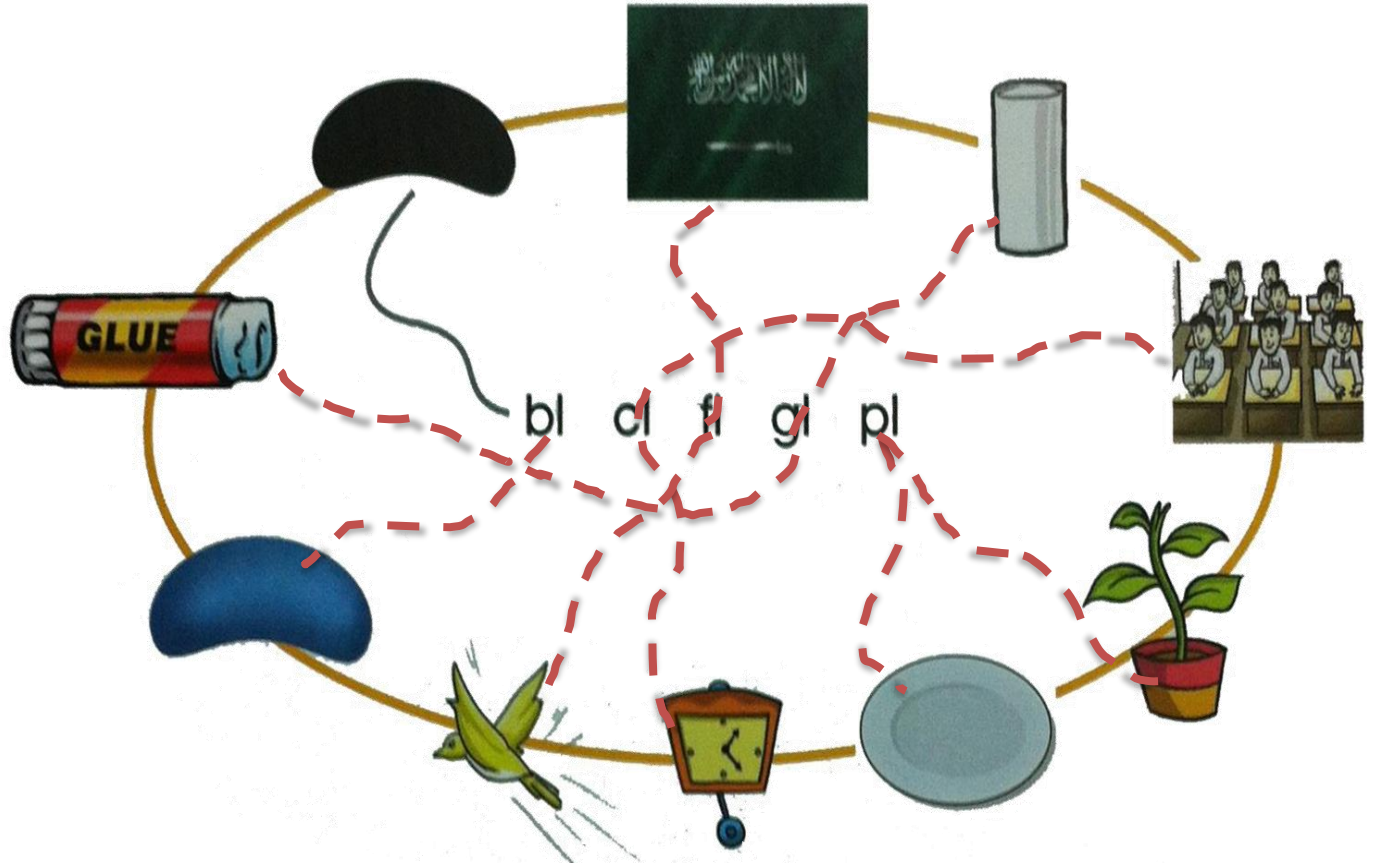


## I Can ...

- say the names of three vehicles.
- tell someone two sentences like "Take a bus."  
or "Take a taxi."



1. Listen , say and match then write the missing letters .



1. **bl** ack

2. **gl** ass

3. **fl** ag

4. **pl** ant

5. **cl** ock

6. **bl** ue

7. **fl** y

8. **pl** ate



# Advice Time

Ask and you'll never be lost.



# FunTime!

## 2. Picture puzzle .

Write five words from the photos

1. b e d 2. b u s 3. p l a n t


4. c a r 5. b i c y c l e






## I Can ...

- listen, point, and match pictures, words, and letters.
- say, read, and write the sounds for bl, black; cl, clock; fl, flag; gl, glass; pl, plant.



GOAL 15



GOAL 16

A cartoon illustration of a young boy with blonde hair, wearing a red and white striped shirt, dark shorts, and a blue backpack. He is walking towards the right, smiling. A grey tree trunk is on the left side of the page.

**Unit 3**

**My House**



lesson

1

Talk Time

1. Listen and say :





2. . Practice the talks in pairs .

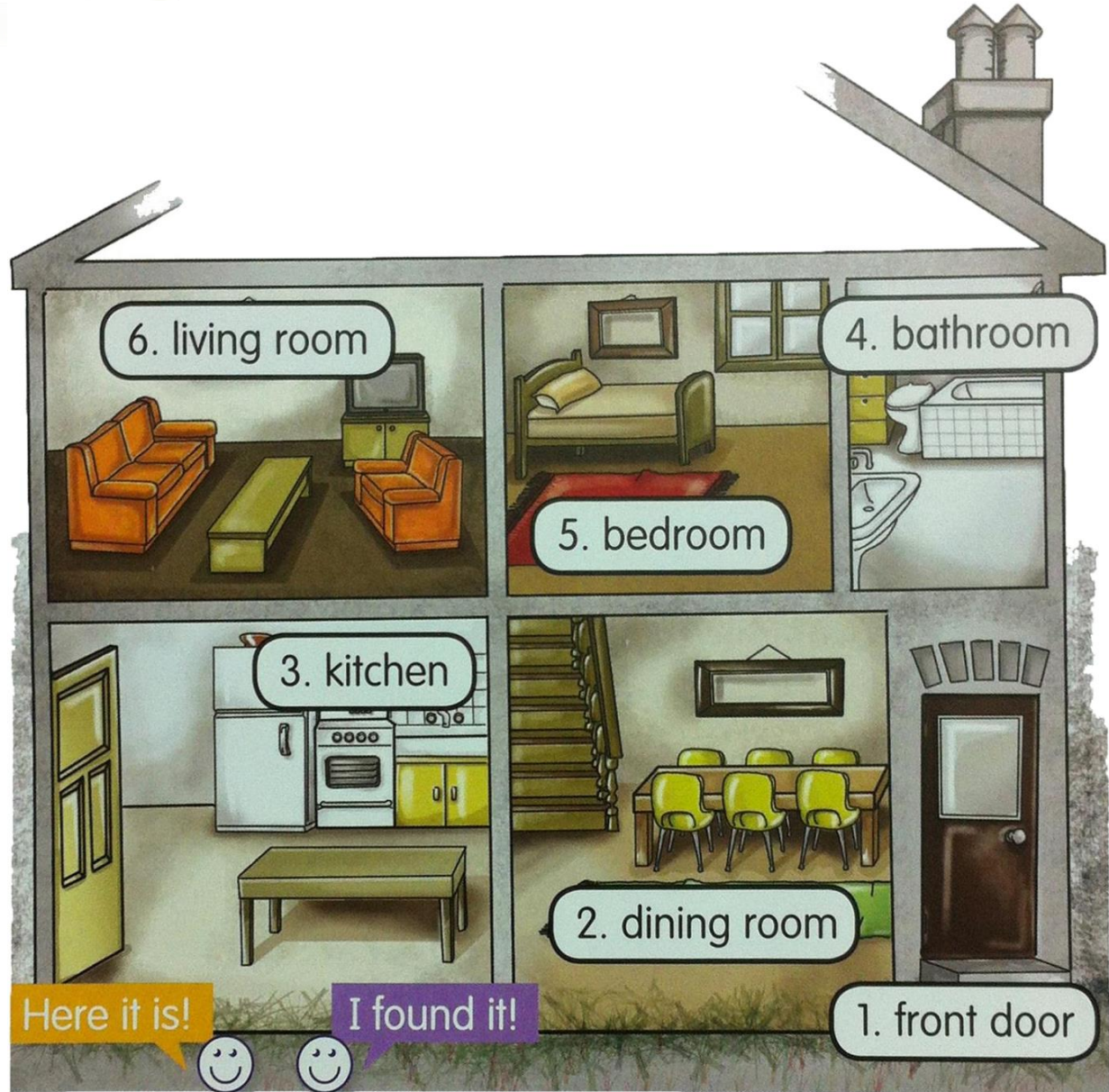
3. . Act out the talks in pairs .



FunTime!

## 4. An Old House


Listen and find one thing in each room





## I Can ...

- act out the talks about showing around the house with a partner.
- show someone around my house.



GOAL 17



GOAL 18



lesson

2

Rhythms and sounds

1. chant and point .

# Where's the Boy?



Where's ...?



In the ...





## Sounds and Letters

2. Listen ,say and match , then write the missing letters .



prize



fries



present



frog

My friend is eating fries.





Fun Time!

**Grammar Toolbox**

He is = He's  
She is = She's  
Where is = Where's

#### 4. Where ? Relay

Don't forget repeat " where ? "









## I Can ...

- chant the *Where's the Boy?* chant.
- ask "Where's ... ?" when I want to know where someone is.



GOAL 19



GOAL 20

WJGIG 20W60UG 12'

GOAL 30


lesson

3

Words in actions

1. Listen , point and say .

The mouse is **on** the chair.



The mouse is **in** the cupboard.

The mouse is **under** the bed.



The mouse is **next to** the fridge.



The mouse is **behind** the table.



## Sounds and letters

2. Listen , say and match then write the missing letters .



cloud



mouse



house



mountain

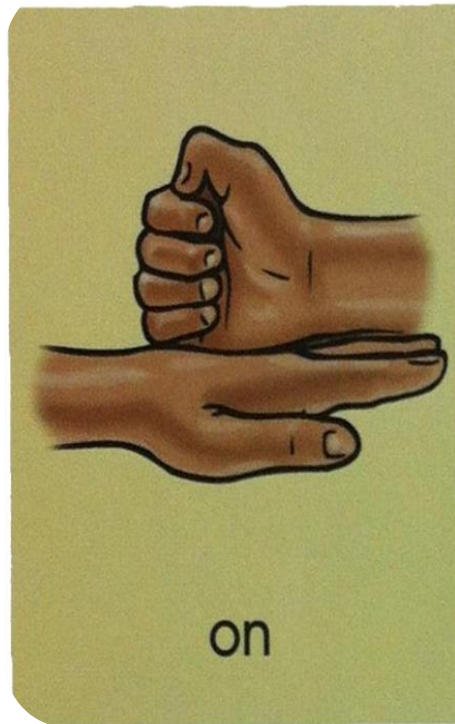
The **m**ouse is in the **h**ouse.



# Fun Time!

## 3. Two hand game .


Listen and move your hand



on



in




under


ou

in

under




next to



behind



next to




behind




## I Can ...

- say the names of three pieces of furniture.
- play the Two Hands Game.



GOAL 21



GOAL 22



1. Read and color o and u .

### The Ox Story

An ox sat on a box. He had  
fun in the sun. He was hot.

He sat under a tree.

Then he was not hot.



## 2. Listen and spell .

1. How do you spell **ox**?

**o-x**

2. How do you spell **box**?

**b-o-x**

3. How do you spell **fun**?

**f-u-n**

4. How do you spell **sun**?

**s-u-n**

5. How do you spell **hot**?

**h-o-t**

6. How do you spell **not**?


**n-o-t**




### 3. Speed – reading .

Make pairs , Read together and clap


dot  
not  
hot



nut  
but  
cut



ox  
fox  
box




sun  
fun  
run






## I Can ...

- say the spelling of two three-letter words.
- read the three-letter word speed-reading list by myself.



GOAL 23



GOAL 24



## Advice Time

You can buy a house but not a home.



A cartoon illustration of a young boy with blonde hair, wearing a red and white striped shirt, dark shorts, and a blue backpack. He is walking towards the right, smiling. A grey tree trunk is on the left side of the page.

Unit 4

A large red thought bubble with a white outline, containing the text 'My things'. Three smaller red circles of decreasing size lead from the bottom of the bubble to the main bubble.

My  
things

# lesson

# 1

# Talk Time

## 1. Listen and point

:



Can I have some candy?

Sure. Here you go.

How many are there?

Let's count them.

Great! Thanks.

That's a lot!

1, 2, 3, 4, 5, 6, 7, 8, 9, 10,  
11, 12, 13, 14, 15, 16, 17, 18, 19, 20,  
21, 22, 23, 24, 25, 26, 27, 28, 29, 30.

**2. Practice the talk in pairs .**


**3. Act out the talks in pairs .**



# Fun Time!

## 4. Word hunt

When you get a row of letters, shout "Row!"



Are you ready?

Yes, we are!

Bed!


Row!





## I Can ...

- act out the talks about candy with a partner.
- count from one to thirty.



GOAL 25



GOAL 26



## Advice Time

It's better to share a pen than to owe a pencil case.



lesson

2

Rhythms and sounds


1. chant and point .

Things on My Desk




Pens and pencils,

Pens and pencils.



Paper and glue,

Paper and glue.



Scissors and erasers,

Scissors and erasers.



Candy for you.

Candy for you.



## Sounds and letters

2. Listen , say and match , then write the missing letters .



smile



snail



small



snack



s nails are small and quiet.

Fun Time!

3. Borrowing things relay ,  
Ask to borrow things.





## I Can ...

- chant the *Things on My Desk* chant.
- ask to borrow some things in class.



GOAL 27



GOAL 28



# lesson

# 3

# Words in actions

1. Listen , point , and say .

What's this?  
It's ...

What are these?  
They're ...

1. a comic book



2. comic books



3. an MP3 player



4. MP3 players



5. a wallet



6. wallets



7. a watch



8. watches





2. Practice the sentences , play the copycat game .



What's this? It's a wallet.

What's this? It's a wallet.

What are these?  
They're wallets.

What are these?  
They're wallets.



# FunTime!

## 3. Pointing race .

Point faster than your partner

### Singular



# Plural




I was first!






## I Can ...

- follow the teacher and play the Copycat Game.
- ask “What’s this?” or “What are these?”



GOAL 29



GOAL 30

1. Listen , say and number 1 o 2 then write the missing letters

1 /sp/



spider

2 /sw/



sweater



1 spring



1 sport



2 swing



2 swan



2. Read and color all the vowels , a , e , i , o and u .

## A Funny Day

A fat cat sat on a mat.



A fat hen sat on a pen.



A fat fox sat in a box.



And a fat bug sat on a rug.




FunTime!

**4. Find the numbers and draw lines .**

**Listen , count , and say the missing numbers then play with a friend**











## I Can ...

- read the story "A Funny Day" by myself.
- count from 40 to 100.



GOAL 31



GOAL 32



GOAL 33



**WE CAN!**



## Contents

Workbook		
Unit 1	Wild Animals	63
Unit 2	From Here to There	71
Unit 3	My House	79
Unit 4	My Things	87
Unit 5	My Day, Animals, Places	95



# Goal 01 CD2 02 Wild Animals: Talk Time

I can act out the talks about wild animals.

I listened to CD2 02        days this week.

Name \_\_\_\_\_ Class \_\_\_\_\_

## 1 Listen, point, and practice. Trace.

**A** Look! It's a baby monkey.



Monkeys  
are cute!

**A** Look! It's an elephant.



Elephants  
are big!

## 2 Draw a monkey and an elephant. Give them names that you like and write them.

monkey

Name: \_\_\_\_\_

elephant

Name: \_\_\_\_\_



**Goal 02** CD2 03 **Wild Animals: Talk Time**

I can tell friends the names of six wild animals using the animal chart.

I listened to CD2 03        days this week.

Name \_\_\_\_\_ Class \_\_\_\_\_

**1 Listen, point, and practice. Trace.**



1. giraffe



2. zebra



3. ostrich



4. lion



5. hyena



6. elephant



7. chimpanzee



8. hippo



9. rhinoceros



10. snake



11. kangaroo



12. koala



13. iguana



14. polar bear



15. tiger

**2 Point to and say six animals that you like.**



**Goal 03** CD2 04 **Wild Animals: Rhythms and Listening**

I can chant the *Animal Chant*.

I listened to CD2 04        days this week.

Name \_\_\_\_\_ Class \_\_\_\_\_

**1** Listen, chant, and mime. Trace.



**I will catch a monkey,**

**By the toes, by the toes.**

**I will catch a monkey, by the toes!**

... a monkey by the toes!



**I will catch an elephant, by the trunk!**

... an elephant by the trunk!



**...a tiger, by the tail!**

... a tiger by the tail!



**...a snake, by the head!**

... a snake by the head!



**...a bear, by the nose!**

... a bear by the nose!



# Goal 04 CD2 05 Wild Animals: Rhythms and Listening

I can play the What Animal Is This? Game with a partner.

I listened to CD2 05        days this week.

Name \_\_\_\_\_ Class \_\_\_\_\_

1 Listen and say what animal it is.

2 Trace and copy.



1. It's an elephant.

.....  
.....



2. It's a monkey.

.....  
.....



3. It's a tiger.

.....  
.....

3 Draw lines and match.



1. tiger

2. snake

3. elephant



## Goal 05 CD2 06 Wild Animals: Words in Action

I can say something about three wild animals.

I listened to CD2 06        days this week.

Name \_\_\_\_\_ Class \_\_\_\_\_

### 1 Listen, point, and practice. Trace.



Elephants are big.



Zebras have stripes.



Snakes have no arms or legs.

Snakes are long.



Hippos have big mouths.

Chimpanzees are smart.



### 2 Finish the sentences.

1. Elephants are big.

2. Zebras have strips.

3. Hippos have big mouths.

4. Snakes are long.










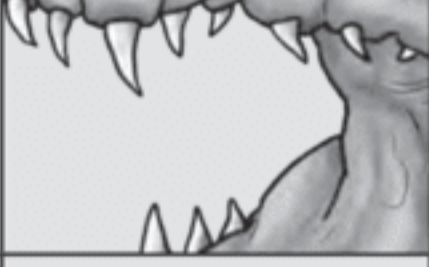




# Goal 06 CD2 07 Wild Animals: Words in Action

I can play the Animal Two Hints Game.

I listened to CD2 07        days this week.

Name \_\_\_\_\_ Class \_\_\_\_\_

- 1 Listen to two hints and guess what the animals are.
- 2 Write the animal names.

1.		+		=	Elephant
2.		+		=	Zebra
3.		+		=	Crocodile
4.		+		=	Monkey
5.		+		=	Hippos

## Hint Words

- hippo    crocodile    chimpanzee    elephant    zebra










# Goal 07 CD2 08 Wild Animals: Phonics

I can listen, point, and match pictures, words, and letters.

I listened to CD2 08        days this week.

Name \_\_\_\_\_ Class \_\_\_\_\_

## 1 Listen, point, and match. Copy.

1. bread		_____
2. bus		_____
3. cup		_____
4. cube		_____
5. peach		_____
6. feather		_____
7. meat		_____

## 2 Read and draw.

boot 

book 



# Goal 08



# Wild Animals: Phonics

I can say, read, and write the sounds for ea, peach and ea, head; u, duck; u\_e, cube; oo, book and oo, boot by myself.

I listened to CD2 09        days this week.

Name \_\_\_\_\_ Class \_\_\_\_\_

## 1 Listen and write the missing letters.




rose



moon



fox



bus



book



cube

## 2 Find the words in your book and copy them.



feather \_\_\_\_\_



meat \_\_\_\_\_



bread \_\_\_\_\_



shoes \_\_\_\_\_



restaurant \_\_\_\_\_




# Goal 09 CD2 10 From Here to There: Talk Time

I can act out the talks about directions and going places with a partner.

I listened to CD2 10        days this week.

Name \_\_\_\_\_ Class \_\_\_\_\_

## 1 Listen, point, and practice. Trace.





**Goal 10** CD2 11 **From Here to There: Talk Time**

I can give directions to a partner, saying “Turn left.”, “Turn right.”, and “Walk straight.”

I listened to CD2 11        days this week.


Name \_\_\_\_\_ Class \_\_\_\_\_

**1** Listen, point, and practice. Do the actions. Trace.

Turn left. ↶ Turn left. ↶  
Walk straight three steps. ↑ Turn right. ↷

**2** Listen to the directions and go to the exit.

Entrance



Exit



**Goal 11** CD2 12 **From Here to There: Rhythms and Listening**

I can chant the *When You See a Red Light* chant.

I listened to CD2 12  days this week.

Name \_\_\_\_\_ Class \_\_\_\_\_

**1** Listen and chant. Trace.

**When you see a red light,  
red light, red light.**



When you see a red  
light, stop, stop, stop.

**When you see a yellow light,  
yellow light, yellow light.**



When you see a yellow  
light, wait, wait, wait.

**When you see a green light,  
green light, green light.**



When you see a green  
light, go, go, go.

**2** Color.

green	yellow	red	wait	stop	go
-------	--------	-----	------	------	----



**Goal 12** CD2 13 **From Here to There: Rhythms and Listening**

I can say if a traffic signal says to stop, wait, or go.

I listened to CD2 13        days this week.

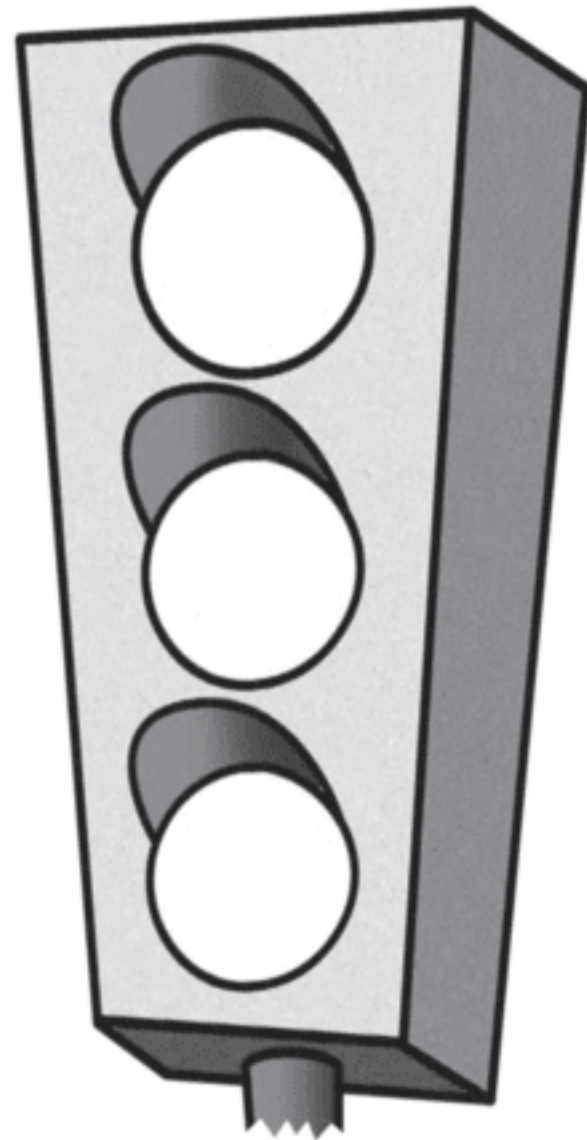
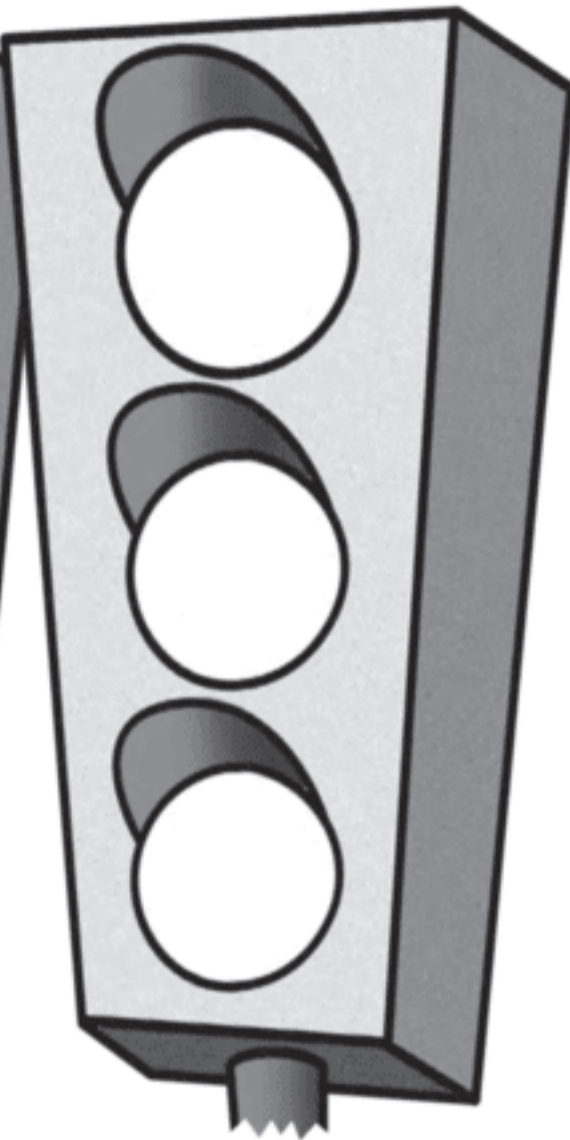
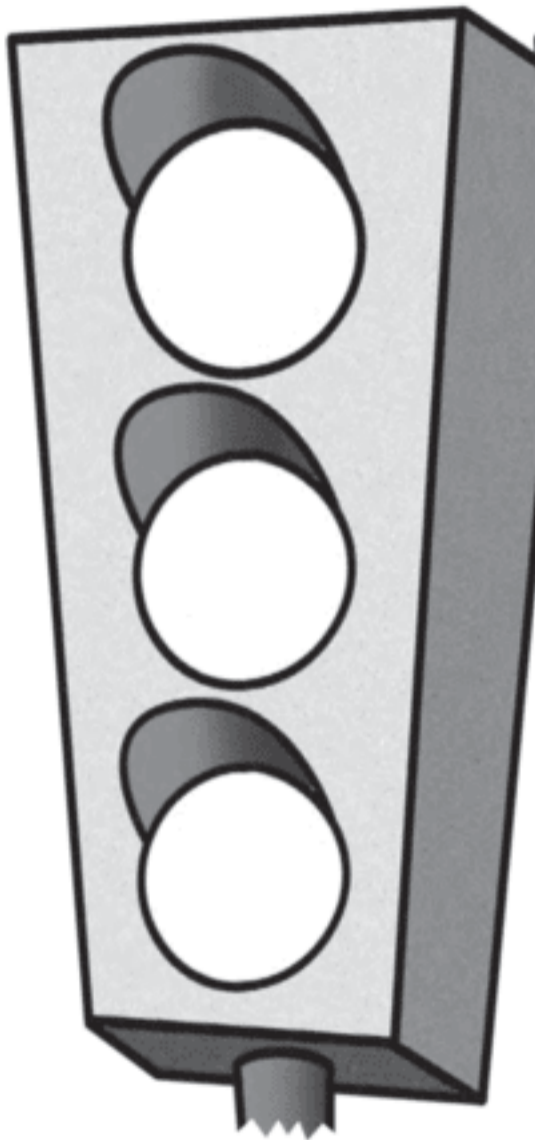
Name \_\_\_\_\_ Class \_\_\_\_\_

**1** Listen, point, and practice. Trace and color.

red

yellow

green



**2** Trace and copy.

Stop!

Wait!

Go!

\_\_\_\_\_  
\_\_\_\_\_  
\_\_\_\_\_!

\_\_\_\_\_  
\_\_\_\_\_  
\_\_\_\_\_!

\_\_\_\_\_  
\_\_\_\_\_  
\_\_\_\_\_!



# Goal 13 CD2 14 From Here to There: Words in Action

I can say the names of three vehicles.

I listened to CD2 14        days this week.

Name \_\_\_\_\_ Class \_\_\_\_\_

## 1 Listen and practice. Copy.

1. truck



.....  
.....  
\_\_\_\_\_

2. bus



.....  
.....  
\_\_\_\_\_

3. train



.....  
.....  
\_\_\_\_\_

4. car



.....  
.....  
\_\_\_\_\_

5. bicycle



.....  
.....  
\_\_\_\_\_

6. taxi



.....  
.....  
\_\_\_\_\_

## 2 Read and answer. Say and write.

1. What's number 3? It's a three.

2. What's number 6? It's a six.

3. What's number 4? It's a four.





# Goal 14 CD2 15 From Here to There: Words in Action


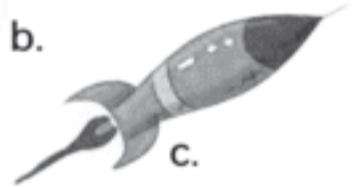
I can tell someone two sentences like "Take a bus." or "Take a taxi."

I listened to CD2 15        days this week.

Name \_\_\_\_\_ Class \_\_\_\_\_

## 1 Listen and match the sentences and the pictures.

1. Take a bus and go to the school. **e,i**
2. Take a taxi and go to the train station. **b,j**
3. Take an airplane and go to the space station. **a**
4. Take a rocket and go to the moon. **c,f,g**
5. Take a bicycle and go to the hospital. **d,h**



## 2 Trace.

I go to school by bus.

I go to school by bicycle.

I walk to school.











# Goal 15 CD2 16 From Here to There: Phonics

I can listen, point, and match pictures, words, and letters.





I listened to CD2 16        days this week.

Name \_\_\_\_\_ Class \_\_\_\_\_

## 1 Listen, point, and match. Then copy.

1. black		_____
2. flag		_____
3. glass		_____
4. class		_____
5. plant		_____
6. plate		_____
7. clock		_____
8. fly		_____

## 2 Say and match.

			
cl	gl	fl	pl



# Goal 16 CD2 17 From Here to There: Phonics

I can say, read, and write the sounds for bl, black; cl, clock; fl, flag; gl, glass; pl, plant.

I listened to CD2 17        days this week.

Name \_\_\_\_\_ Class \_\_\_\_\_

## 1 Listen and write the words.



1. It's a b u s .



2. It's a p l a n t .



3. It's a c a r .

## 2 Write the missing letters.

bl    gl    fl    cl    pl



1. bl ack



2. gl ue



3. cl ock



4. fl ag



5. pl ate



6. fl y

## Goal 17 CD2 18 My House: Talk Time

I can act out the talks about showing around the house with a partner.

I listened to CD2 18        days this week.

Name \_\_\_\_\_ Class \_\_\_\_\_

### 1 Listen, point, and practice.



**A** Hello.

**B** Welcome to our house. Would you like to come in?





**B** I'll show you around.

**A** Yes, please.

**A** Thanks.

**B** This is the living room.

### 2 Write the words.

-  This is our b e d r o o m .
-  This is our b a t h r o o m .
-  This is our k i t c h e n .
-  This is our l i v i n g r o o m .

#### Hint Words

living room

bathroom

kitchen

bedroom



# Goal 18 CD2 19 My House: Talk Time

I can show someone around my house.

I listened to CD2 19        days this week.

Name \_\_\_\_\_ Class \_\_\_\_\_

## 1 Listen and write.



1. f r o n t door




2. l i v i n g room



3. b a t h room



4. b e d room



5. d i n i n g room



6. k i t c h e n



7. b a c k door

### Hint Words

front door    kitchen    dining room    bedroom

bathroom    living room    back door



# Goal 19 CD2 20 My House: Rhythms and Listening

I can chant the *Where's the Boy?* chant.

I listened to CD2 20        days this week.

Name \_\_\_\_\_ Class \_\_\_\_\_

## 1 Listen and chant. Trace.



**Where's Joe?**

In the bathroom.



**Where's Mom?**

In the kitchen.



**Where's Joe?**

In the dining room.



**Where's Joe?**

In the yard.



**Where's the boy?**

In the bedroom.

## 2 Write the missing words.



A mouse is under the bed!



**Goal 20** CD2 21 **My House: Rhythms and Listening**

I can ask "Where's ...?" when I want to know where someone is.

I listened to CD2 21        days this week.

Name \_\_\_\_\_ Class \_\_\_\_\_

**1** Listen and practice. Trace.

Where's Joe?

He's in the bathroom.



Where's Mom?

She's in the kitchen.



Where's Joe?

He's in the dining room.



Where's the boy?

In the bedroom.



**2** Write.

1. Where's Mom? She's \_\_\_\_\_ in the kitchen.

2. Where's Joe? He's \_\_\_\_\_ in the bathroom.

**Hint Words**

He's

She's



# Goal 21 CD2 22 My House: Words in Action

I can say the names of three pieces of furniture.

I listened to CD2 22  days this week.

Name \_\_\_\_\_ Class \_\_\_\_\_

## 1 Listen and practice.



## 2 Unscramble the words. Write. Draw lines and match.

1. r a i c h

chair

2. b u p c d a o r

cupboard

3. d i r e g f

fridge

4. e a l b t

table



a.



b.



c.



d.

### Hint Words

fridge

chair

cupboard

table





# Goal 22 CD2 23 My House: Words in Action

I can play the Two Hands Game.

I listened to CD2 23  days this week.

Name \_\_\_\_\_ Class \_\_\_\_\_

## 1 Listen and play.



on



in



under



next to



behind

## 2 Listen and practice. Trace.



1.

on



2.

in



3.

under



4.

behind



5.

next to



# Goal 23 CD2 24 My House: Phonics

I can say the spelling of two three-letter words.

I listened to CD2 24  days this week.

Name \_\_\_\_\_ Class \_\_\_\_\_

## 1 Listen and spell. Copy.

1. ox    **o - x**

.....  
.....  
\_\_\_\_\_

2. box    **b - o - x**

.....  
.....  
\_\_\_\_\_

3. fun    **f - u - n**

.....  
.....  
\_\_\_\_\_

4. sun    **s - u - n**

.....  
.....  
\_\_\_\_\_

5. hot    **h - o - t**

.....  
.....  
\_\_\_\_\_

6. not    **n - o - t**

.....  
.....  
\_\_\_\_\_

## 2 Write two words in each house.

1.    **- o t**

hot

not

2.    **- u n**

fun

sun

3.    **- o x**

ox

box



# Goal 24 CD2 25 My House: Phonics

I can read the three-letter word speed-reading list by myself.

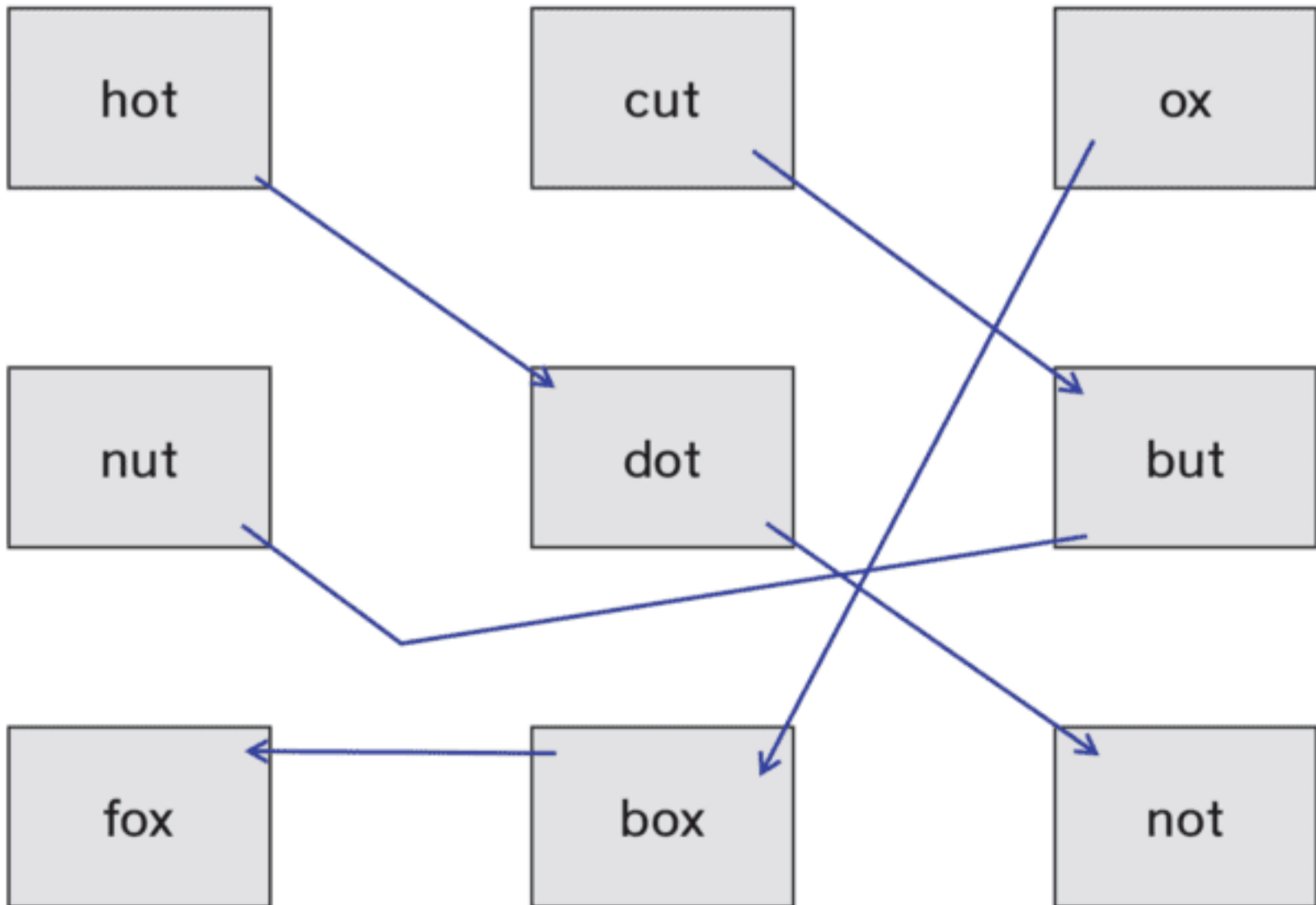
I listened to CD2 25        days this week.

Name \_\_\_\_\_ Class \_\_\_\_\_

## 1 Listen and read.

No.1		No.2	
dot	ox	nut	sun
not	fox	but	fun
hot	box	cut	run

## 2 Draw lines and connect the family words.





**Goal 25** CD2 26 **My Things: Talk Time**

I can act out the talks about candy with a partner.

I listened to CD2 26  days this week.

Name \_\_\_\_\_ Class \_\_\_\_\_

**1** Listen, point, and practice. Trace.


**A** Can I have some candy?

**B** Sure. Here you go.



**A** Thanks.

**2** Can you unscramble the words and say the sentence?



Can I have some candy?



# Goal 26 CD2 27 My Things: Talk Time

I can count from one to thirty.

I listened to CD2 27        days this week.

Name \_\_\_\_\_ Class \_\_\_\_\_


**1** Listen, point, and practice. Then write the missing numbers on the candy.

**A** How many are there?

**A** That's a lot.

**B** Let's count them.

1, 2, 3, 4, 5, 6, 7, 8, 9, 10,  
11, 12, 13, 14, 15, 16, 17,  
18, 19, 20, 21, 22, 23, 24,  
25, 26, 27, 28, 29, 30.



**2** Say and write 30 to 1.

30 29

\_\_\_\_\_  
\_\_\_\_\_  
\_\_\_\_\_



# Goal 27 CD2 28 My Things: Rhythms and Listening

I can chant the *Things on My Desk* chant.

I listened to CD2 28  days this week.

Name \_\_\_\_\_ Class \_\_\_\_\_

## 1 Listen, chant, and point.



**Pens and pencils,  
Pens and pencils.**



**Paper and glue,  
Paper and glue.**



**Scissors and erasers,  
Scissors and erasers.**



**Candy for you.  
Candy for you.**



## 2 Chant by yourself and write the missing letters.

**e g s p a i c l y**



pens



pencils



paper



glue



scissors



candy



# Goal 28 CD2 29 My Things: Rhythms and Listening

I can ask to borrow some things in class.


I listened to CD2 29        days this week.

Name \_\_\_\_\_ Class \_\_\_\_\_


## 1 Listen and practice.

## 2 Write.

1. Can I use your pencil \_\_\_\_\_ ?




2. Can I use your eraser \_\_\_\_\_ ?



3. Can I use your scissors \_\_\_\_\_ ?



4. Can I use your glue \_\_\_\_\_ ?



5. Can I use your pen \_\_\_\_\_ ?



### Hint Words

eraser

glue

scissors

pencil

pen



# Goal 29 CD2 30 My Things: Words in Action

I can follow the teacher and play the Copycat Game.

I listened to CD2 30        days this week.

Name \_\_\_\_\_ Class \_\_\_\_\_

## 1 Listen, point, and practice.

1. **A** What's this? **B** It's a wallet.



2. **A** What's this?



**B** It's a cell phone.

3. **A** What's this? **B** It's a comic book.



4. **A** What's this?



**B** It's a watch.

## 2 Read and answer. Say and write.

1. What's this? It's a watch.



2. What's this? It's a cell phone.



3. What's this? It's a wallet.



4. What's this? It's a comic book.







# Goal 30 CD2 31 My Things: Words in Action

I can ask "What's this?" or "What are these?"

I listened to CD2 31        days this week.

Name \_\_\_\_\_ Class \_\_\_\_\_

## 1 Listen, point, and practice.

1. **A** What's this?  **B** It's an MP3 player.

2. **A** What are these?  **B** They're MP3 players.

3. **A** What's this?  **B** It's a pencil.

4. **A** What are these?  **B** They're pencils.

5. **A** What's this?  **B** It's a watch.

6. **A** What are these?  **B** They're watches.

## 2 Read and answer. Say and write.

1. What's number 5? It's a five.

2. What's number 6? They're six.














# Goal 31 CD2 32 My Things: Phonics

I can read the story "A Funny Day" by myself.


I listened to CD2 32        days this week.


Name \_\_\_\_\_ Class \_\_\_\_\_


## 1 Listen and read.

No.1		No.2	
mat 	box 	hen 	bug 
bat 	fox 	ten <b>10</b>	rug 
cat 	ox 	pen 	mug 

## 2 Write the missing words in the trains.

1. 

2. 

3. 



**Goal 32** CD2 33 **My Things: Phonics**

I can count from 40 to 100.

I listened to CD2 33        days this week.

Name \_\_\_\_\_ Class \_\_\_\_\_

**1 Listen and connect the numbers.**

55	80	71	50	63
68	49	60	85	72
86	77	89	64	79
70	59	90	88	100

**2 Listen and circle the correct number.**

A.	35	36	B.	42	52
C.	63	66	D.	78	98
E.	64	84	F.	92	82



### Goal 33 CD2 34 My Day, Animals, Places: Talk Time

I can ask my friend questions about his / her day and get an answer.

I listened to CD2 34        days this week.

Name \_\_\_\_\_ Class \_\_\_\_\_

#### 1 Listen, point, and practice. Trace.

Tell me about your day!

I get up at 6 o'clock.

What time do you eat lunch?

At 2.00 o'clock. Then I do my homework.

Do you watch TV in the evening?

Yes, I do.

What do you do on Saturday?

I play with my friends.

#### 2 Read and answer. **Student's answer**

1. Do you walk to school in the morning?

\_\_\_\_\_

2. Do you do your homework in the morning?

\_\_\_\_\_



# Goal 34 CD2 35 My Day, Animals, Places: Talk Time

I can tell the time, ask, and talk about everyday activities.

I listened to CD2 35        days this week.

Name \_\_\_\_\_ Class \_\_\_\_\_

## 1 Listen, point, and say. Then write.



1. I get up at seven o'clock.



2. I go to school at eight o'clock.



3. I eat lunch at two o'clock.



4. I go to bed at nine o'clock.

## 2 Put the days of the week in the right order. Write.

Thursday	Monday	Sunday	Friday
Tuesday	Wednesday	Saturday	

- Sunday
- Monday
- Tuesday
- Wednesday

- Thursday
- Friday
- Saturday



**Goal 35** CD2 36 **My Day, Animals, Places: Rhythms and Listening**

I can chant, ask, and talk about animals using “can” or “can’t”.

I listened to CD2 36        days this week.

Name \_\_\_\_\_ Class \_\_\_\_\_

**1** Listen, point, and chant. Write the missing words.

huge    green    walk    swim    jump    dive

Which animal is it?

Its jaws are huge .

They crash and chew.

It can walk and swim ,

It can hunt for food!



Their skin is green ,


Their eyes pop out.

They can jump and dive ,

They are loud and fun.



**2** Read and answer. Then write sentences.

Can elephants swim?   
Yes, they can.

Can they fly?  
No, they can't.

Can snakes bite?   
Yes, they can.

Can they run?  
No, they can't.

Elephants can swim but they can't fly .

Snakes can bite but they can't run .



# Goal 36 CD2 37 My Day, Animals, Places: Rhythms and Listening

I can talk about the weather.

I listened to CD2 37        days this week.

Name \_\_\_\_\_ Class \_\_\_\_\_

## 1 Listen, point, and chant. Write the missing words.

cloudy    rainy    sunny    snowy    windy



It's sunny and hot,

Sit in the shade and talk

It's cloudy and gray



There's no sun today!

It's rainy and wet



We're not there yet!

It's snowy and cold

Don't catch a cold!



It's cloudy and cool,

Get out of the pool!



## 2 Write.

A Two animals that live in very cold places:  
Snow Leopard and Arctic Hare.

B Two animals that live in very hot places:  
Camels and Coyote.



**Goal 37** CD2 38 **My Day, Animals, Places: Words in Action**

I can ask and talk about jobs / what someone does.

I listened to CD2 38        days this week.

Name \_\_\_\_\_ Class \_\_\_\_\_

**1 Listen and practice. Write.**

astronaut computer technician businessman  
cook doctor firefighter pilot teacher farmer



businessman



fireman



teacher



pilot



cook



farmer



computer technician



astronaut



doctor

**2 Read and answer. Write. Student's answer**

Does your father work in an office? \_\_\_\_\_

Does he work at the airport? \_\_\_\_\_

What does he do? \_\_\_\_\_





**Goal 38** CD2 39 **My Day, Animals, Places: Words in Action**

I can talk about someone's appearance using "have", "has".

I listened to CD2 39        days this week.

Name \_\_\_\_\_ Class \_\_\_\_\_

**1 Listen, read, and number.**



- 1 He has short, brown hair and brown eyes. He's wearing a thobe and speaking with his friend.
- 2 He has short, blond hair and blue eyes. He's wearing a blue T-shirt.
- 3 She has long, brown hair and brown eyes. She's wearing a jacket, a T-shirt and a long skirt.
- 4 She has short black hair and brown eyes. She's wearing a jacket, a T-shirt, a long skirt, and pink shoes.

**2 Read and answer about a friend. Student's answer**

- 1. What's his/her name? \_\_\_\_\_
- 2. Is he/she tall or short? \_\_\_\_\_
- 3. Does he/she have long or short hair? \_\_\_\_\_
- 4. What's he/she wearing? \_\_\_\_\_
- 5. What's he/she doing? \_\_\_\_\_

**Goal 39** CD2 40 **My Day, Animals, Places: Phonics**

I can make the sounds for ee and ea, use irregular plurals and “that” / “those”.

I listened to CD2 40        days this week.

Name \_\_\_\_\_ Class \_\_\_\_\_

**1 Listen and say. Write ea or ee.**



1. h e a d    2. sh e e p    3. m e a t    4. br e a d

**2 Write about the pictures. Use there is / there are.**



There is a man.

There are men

There is a woman.

There are women.

There is a child.

There are kids.

**3 Write.**

feet foot mouse mice teeth tooth



That's a foot.



Those are feet.



That's a mouse.



Those are mice.



That is a tooth.



Those are teeth.



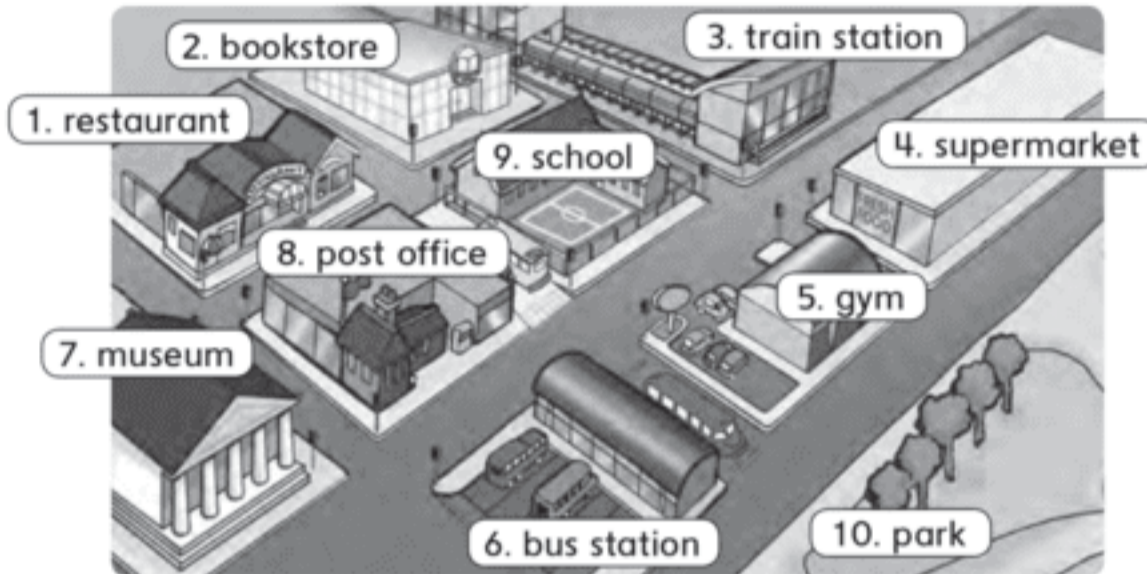
# Goal 40 CD2 41 My Day, Animals, Places: Phonics

I can talk about places in town and things in the house using "there is", "there are".

I listened to CD2 41        days this week.

Name \_\_\_\_\_ Class \_\_\_\_\_

## 1 Listen and point. Then circle T or F.



- 1. There's a bookstore between the restaurant and the train station.  T  F
- 2. There's a museum near the restaurant.  T  F
- 3. There's a bus station next to the school.  T  F
- 4. There's a supermarket opposite the gym.  T  F
- 5. There's a school between the post office and the train station.  T  F

## 2 Find photos about places in your country and make a poster. Write:

- where the place is
- something about the place

Faisaliah Tower

Faisaliah Tower is in Riyadh.

It is very tall.

