

# 9

## Giving Directions

1 Listen and tick:

turn left	turn right	Go straight on	Go past..
1			2

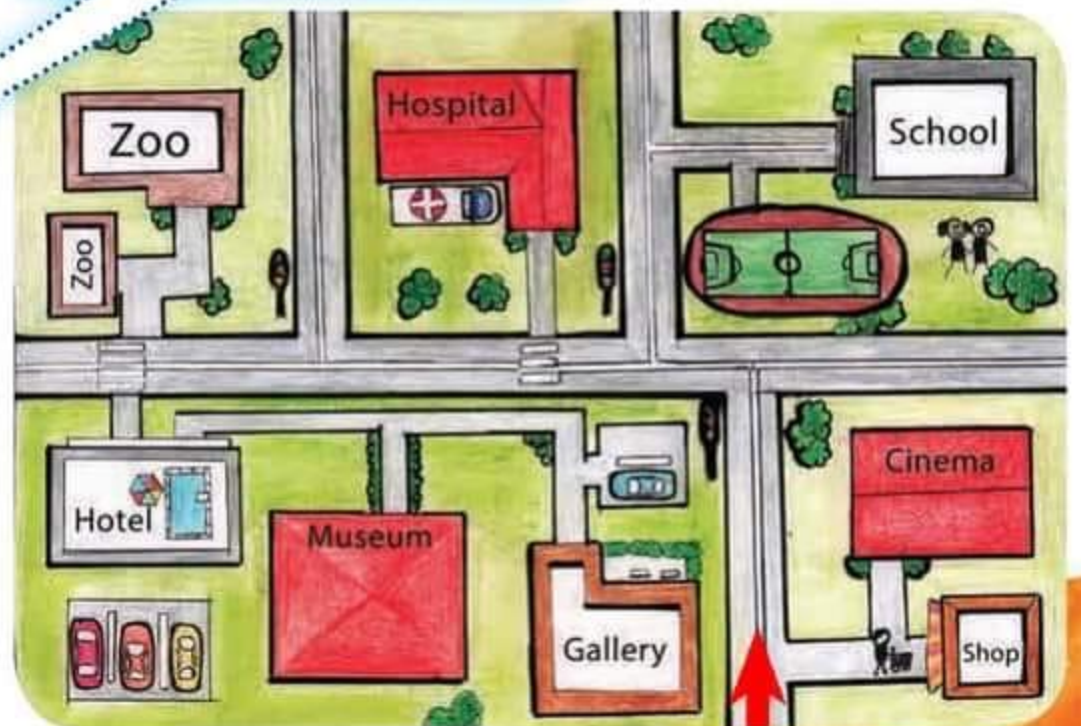
2 Listen, point and repeat:

Go straight on	turn left	turn right	Go past..	Cross

3 Ask and answer:

Excuse me!  
How can I get to the hospital?

Go straight on. Turn left.  
It is on the right.



4 Help your friend find the way:



5 Before you read fill in with: please - Thank you - Could - Excuse me

Ola: (1) **Excuse me** Where's the museum?

Shaza: It's on Main Street.

Ola: (2) **Could** you tell me how to get there,  
(3) **please**?

Shaza: Sure. Go straight on. Turn right. It is on the left.

Ola: (4) **Thank you**.



6 Read and do the tasks below:

Dear Ola,  
Next Tuesday I am having a party for my birthday at my house. Would you like to come? I am inviting family and friends. Mum is preparing the food. Dad will buy a big cake. It will be fun.  
My house is in the east of the city, next to the post office. When you get to our school, turn right. Don't turn left. Go straight on. Go past the park. It is the green house on the left.  
Hope you can come.  
Sama

To Ola

a. Choose:

- Sama is having a party because:
  - She passed her exams.
  - It's her birthday.
- Her mum will:
  - Prepare the food.
  - make a big cake.
- Sama lives:
  - behind the post office.
  - in the east of the city.

b. Tick ✓ or cross x:

- Sama is having the party at their school.
- Her friends and family are coming on Tuesday.
- The house is opposite the park.



### Imperatives

- Go straight on.
- Turn left / right.
- Cross the street.
- Go past the ....

7 Fill in with these verbs:

**Go - Be - Go past - Turn**

- a. .... **Go** ..... straight on.
- b. .... **Turn** ..... left.
- c. .... **Be** ..... careful when you cross the road.
- d. ... **Go past** ... the supermarket.

8 Complete the dialogue:

**Man:** (1) **Excuse me!** How can I get to the hospital, (2) **please** .....

**Police Officer:** Turn left. Go (3) **straight** ..... on. When you get to the park, turn right. It's on the left.

**Man:** (4) **Thank you.**

9 Look at the picture and write about how to get to the cinema.

Go straight on.

.....

Turn left.

.....

Turn right.

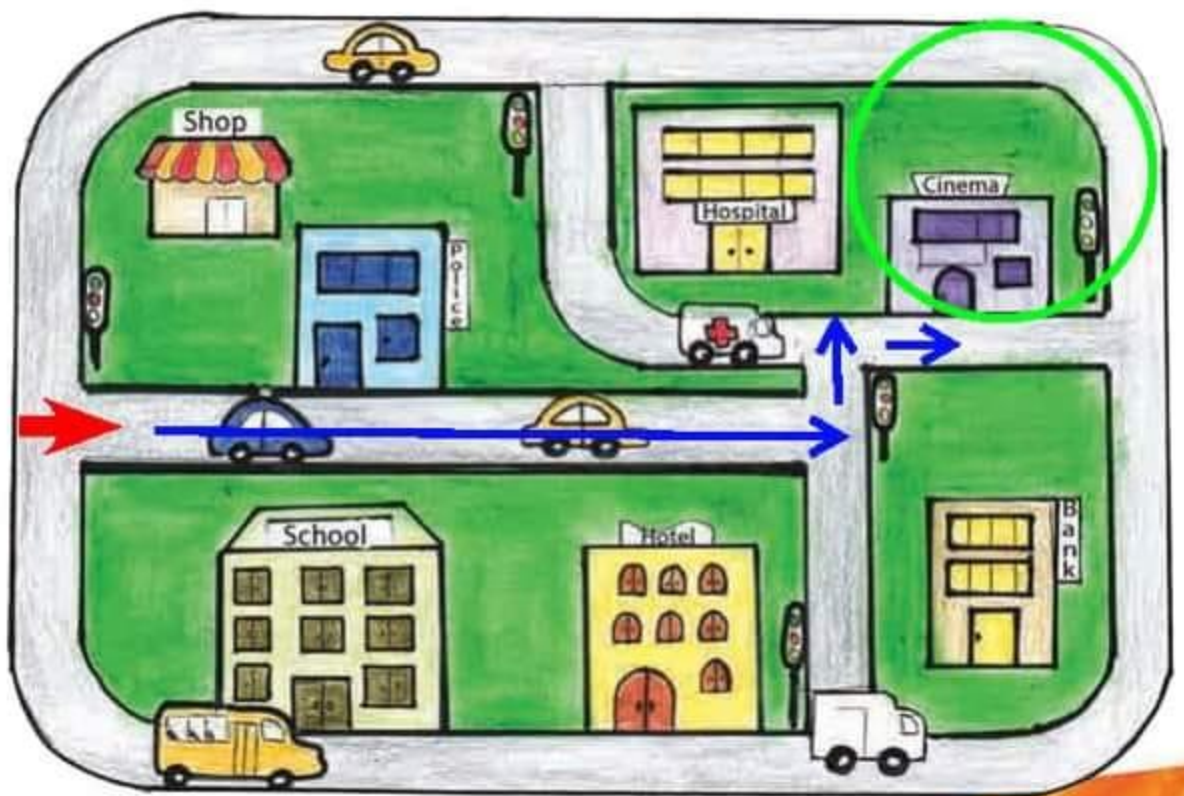
.....

It is on the left

.....

.....

.....



# 9

## Giving Directions

1. Look, read and match:

1. turn right

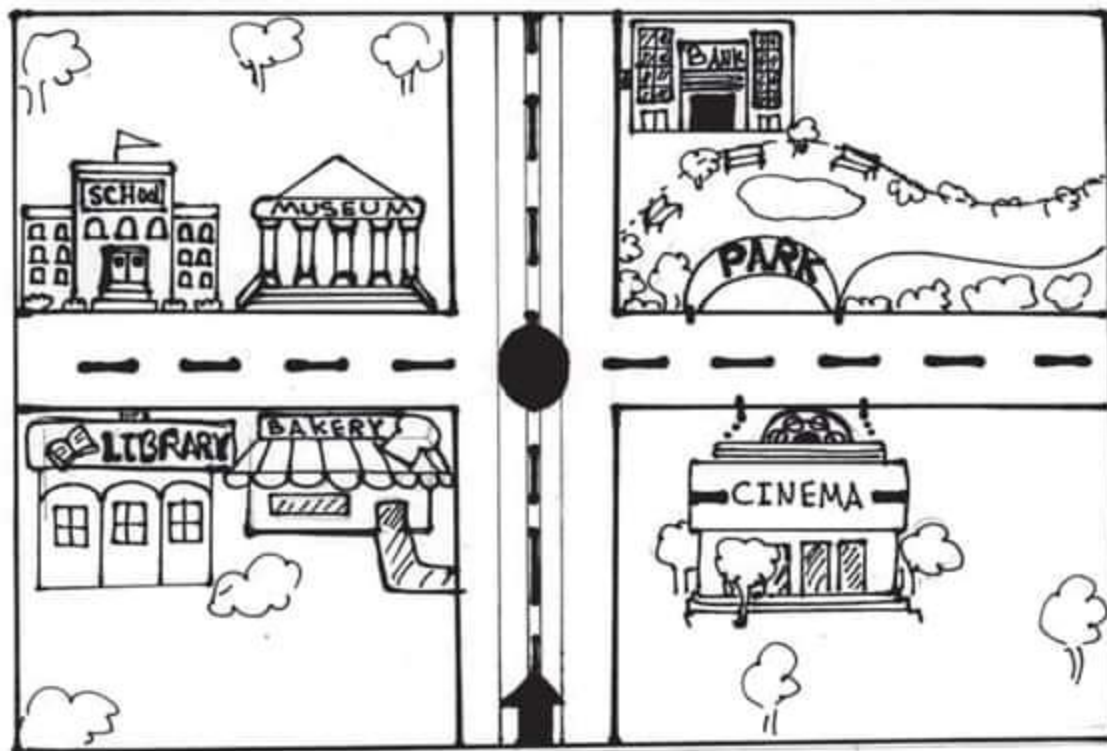
2. turn left

3. cross

4. go straight on

5. go past

2. Look at the picture and do the tasks below:



a. Read and match:

1- Excuse me! How can I get to school?

2- Good morning. Where is the park?

3- Excuse me! Could you tell me how to get to the bank, please?

a- Of course. Go straight on. Cross the street. Go past the park. It's on the right.

b- Go straight on. Turn left. It is on the right, opposite the museum.


c- Go straight on. Turn right. It is on the left, opposite the cinema.

next to

b. Now practise, ask and answer:

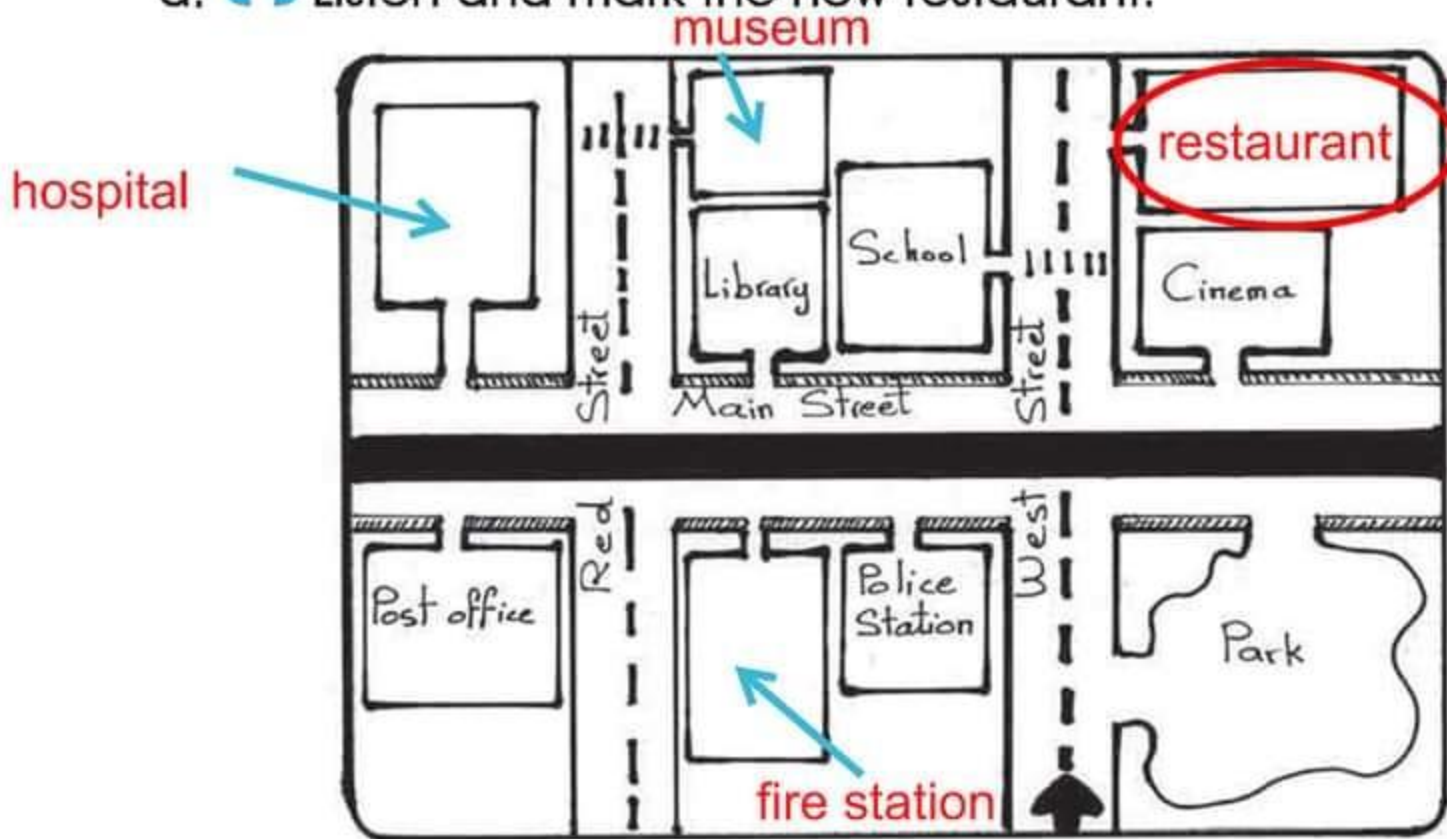
3. Reorder and practise:

- .....2..... Yes, it is on Al Hamra Street.
- .....6.....Thank you.
- .....1.....Good morning. Is there a bank near here?
- .....3.....How can I get there, please?
- .....4.....Go straight on. Cross Top Street and turn right.
- .....5.....It's on the left.



4. Look and do the tasks below:

a.  Listen and mark the new restaurant:



b. Read and write the names of the buildings:

1. To get to the museum, go straight on. Turn left Then turn right. It is on the right behind the library.

نحدد مكان المتحف

2. To get to the hospital, go straight on. Turn left. Cross Red Street. It is on the right, opposite the post office.

نحدد مكان المشفى

3. To get to the fire station, go straight on. Turn left. It's on the left, next to the police station.

نحدد مكان محطة الإطفاء

5. Reorder the sentences:

1. me! / Excuse / the bank /can / get / I / How / to?	Excuse me ,how can I get to the bank
2. Sure / straight / Go / on.	Sure. Go straight on.....
3.Maarlo / Street / past \ Go	Go past Manloo street.....
4. right / Turn.	..Turn right.....
5. on / left / the / It's.	..It's on the left.....
6. you / Thank.	..Thank you.....

6. Write three directions to get to your house.

نكتب ثلاث اتجاهات تصل فيها إلى بيتك كما تعلمنا في الصف

طريق العودة من المدرسة مثلا

7. Draw a map from your school to your house:

نرسم خريطة الطريق من المدرسة إلى البيت