



منهاج رياض الأطفال التطوري^{٤٣}



الوحدة الأولى

أهلاً بالروضة



بطاقات

صور الوحدة وحروفها

وكلماتها وأعدادها

طبعة عمال المطابع
Printers Press

رقم الايداع لدى دائرة المكتبة الوطنية
(٢٠٢٠ / ٨ / ٣٢٧٢)

ISBN: 978-9923-41-068-4



9 789923 410684



منهاج رياض الأطفال التطوريّ

الوحدة الأولى أهلاً بالروضة

بطاقات

صور موضوعات الوحدة












































Ahmad Iyabbat
Photography











منهاج رياض الأطفال التطوري

الوحدة الأولى أهلاً بالروضة

بطاقات

الكلمات / صور الكلمات / صور المعداد

Words Flashcards



ماما








بِسْمِ اللَّهِ الرَّحْمَنِ الرَّحِيمِ











هجرة







هـ
هـ
هـ
هـ



ف

و

ح









Cat



drp



Cake



Car



ant



elidddr



OX



منهاج
رياض الأطفال التطوري

الوحدة الأولى

أهلاً بالروضة

بطاقات

الأحرف / المقاطع / الأعداد

Letters Flashcards

Table 1. Mean values of the dependent variables for the three groups of subjects (mean \pm SD)

Group	Age (years)	Height (cm)	Weight (kg)	VO ₂ max (ml min ⁻¹ kg ⁻¹)	VO ₂ max (ml min ⁻¹)	VO ₂ max (l min ⁻¹)
Control	22.5 \pm 1.2	175.5 \pm 6.5	72.5 \pm 10.5	38.5 \pm 2.5	6700 \pm 450	24.5 \pm 1.5
Endurance	22.5 \pm 1.2	175.5 \pm 6.5	72.5 \pm 10.5	45.5 \pm 3.5	7900 \pm 550	29.5 \pm 2.5
Strength	22.5 \pm 1.2	175.5 \pm 6.5	72.5 \pm 10.5	40.5 \pm 3.5	7000 \pm 500	26.5 \pm 2.5

VO₂max = maximum oxygen consumption; SD = standard deviation.

the control group. The mean values of the dependent variables for the three groups are shown in Table 1.

The mean values of the dependent variables for the three groups are shown in Table 1.

The mean values of the dependent variables for the three groups are shown in Table 1.

The mean values of the dependent variables for the three groups are shown in Table 1.

The mean values of the dependent variables for the three groups are shown in Table 1.

The mean values of the dependent variables for the three groups are shown in Table 1.

The mean values of the dependent variables for the three groups are shown in Table 1.

The mean values of the dependent variables for the three groups are shown in Table 1.

The mean values of the dependent variables for the three groups are shown in Table 1.

The mean values of the dependent variables for the three groups are shown in Table 1.

The mean values of the dependent variables for the three groups are shown in Table 1.

The mean values of the dependent variables for the three groups are shown in Table 1.

The mean values of the dependent variables for the three groups are shown in Table 1.

The mean values of the dependent variables for the three groups are shown in Table 1.

The mean values of the dependent variables for the three groups are shown in Table 1.

The mean values of the dependent variables for the three groups are shown in Table 1.

The mean values of the dependent variables for the three groups are shown in Table 1.

The mean values of the dependent variables for the three groups are shown in Table 1.

The mean values of the dependent variables for the three groups are shown in Table 1.





0

1

2

3

5

6



7

8

9



10

11

12

13

14

15


16


17

18

19

20





the model. The model is run with a 10-day time step, and the output is averaged over 10 days to match the observational data.

The model is run with a 10-day time step, and the output is averaged over 10 days to match the observational data.

The model is run with a 10-day time step, and the output is averaged over 10 days to match the observational data.

The model is run with a 10-day time step, and the output is averaged over 10 days to match the observational data.

The model is run with a 10-day time step, and the output is averaged over 10 days to match the observational data.

The model is run with a 10-day time step, and the output is averaged over 10 days to match the observational data.

The model is run with a 10-day time step, and the output is averaged over 10 days to match the observational data.

The model is run with a 10-day time step, and the output is averaged over 10 days to match the observational data.

The model is run with a 10-day time step, and the output is averaged over 10 days to match the observational data.

The model is run with a 10-day time step, and the output is averaged over 10 days to match the observational data.

The model is run with a 10-day time step, and the output is averaged over 10 days to match the observational data.

The model is run with a 10-day time step, and the output is averaged over 10 days to match the observational data.

The model is run with a 10-day time step, and the output is averaged over 10 days to match the observational data.

The model is run with a 10-day time step, and the output is averaged over 10 days to match the observational data.

The model is run with a 10-day time step, and the output is averaged over 10 days to match the observational data.

The model is run with a 10-day time step, and the output is averaged over 10 days to match the observational data.

The model is run with a 10-day time step, and the output is averaged over 10 days to match the observational data.

The model is run with a 10-day time step, and the output is averaged over 10 days to match the observational data.

The model is run with a 10-day time step, and the output is averaged over 10 days to match the observational data.

The model is run with a 10-day time step, and the output is averaged over 10 days to match the observational data.

The model is run with a 10-day time step, and the output is averaged over 10 days to match the observational data.

The model is run with a 10-day time step, and the output is averaged over 10 days to match the observational data.

The model is run with a 10-day time step, and the output is averaged over 10 days to match the observational data.

The model is run with a 10-day time step, and the output is averaged over 10 days to match the observational data.

The model is run with a 10-day time step, and the output is averaged over 10 days to match the observational data.

The model is run with a 10-day time step, and the output is averaged over 10 days to match the observational data.


The model is run with a 10-day time step, and the output is averaged over 10 days to match the observational data.

The model is run with a 10-day time step, and the output is averaged over 10 days to match the observational data.

The model is run with a 10-day time step, and the output is averaged over 10 days to match the observational data.











منهاج رياض الأطفال التطوري



الوحدة الأولى

أهلاً بالروضة



بطاقات



صور الوحدة وحروفها

وكلماتها وأعدادها
















أَشْهَدُ أَنْ لَا إِلَهَ إِلَّا اللَّهُ
وَأَشْهَدُ أَنَّ مُحَمَّدًا رَسُولُ اللَّهِ


















































































































منهاج رياض الأطفال التطوري

الوحدة الثانية

من أنا؟

بطاقات

صور موضوعات الوحدة


































































تسعة





ع ا ه











ن
ط



حسب

جاء

فان



ف



فصل في

بِقَوْلِهِمْ

هذه

أ.

ف



900




o

o

||

||



ack



osk



teletelphone



ti
ger
er



table



tree




monkey



monse



**B
i
k**



ms
a
q
u
e
r
e
t



research



rat



horses



ner



منهاج رياض الأطفال التطوري

الوحدة الثانية

من أنا؟

بطاقات

الكلمات / صور الكلمات / صور المعداد

Words Flashcards

















فا

فو


في




ما












M

3

M
m




כ

工
子









منهاج
رياض الأطفال التطوُّري

الوَحْدَةُ الثَّانِيَّةُ

من أنا؟

بطاقات

الأحرف / المقاطع / الأعداد

Letters Flashcards













































































منهاج رياض الأطفال التطوريّ

الوحدة الثالثة أسرتي

بطاقات

صور موضوعات الوحدة







ت



فستان



ع

ع












هـ
هـ























هجره



فما شئت



أخضر



مشاور

اِسْتِغْنِي

آ



sun
s



s
n
a
k
e



s
t
o
r



n
est



ruose



net







octopus



Orange



pen



panda



parrrot



































منهاج رياض الأطفال التطوريّ

الوحدة الثالثة أسرتي

بطاقات

الكلمات / صور الكلمات / صور المعداد

Words Flashcards

س



سا

سو

سید







پی ڈی















شا



شي

S

S

S

S

Z

u

Z

z







P

p

P

p



منهاج
رياض الأطفال التطوُّريِّ

الوَحْدَةُ الثَّالِثَةُ
أَسْرَتِي

بطاقات

الأحرف / المقاطع / الأعداد

Letters Flashcards





























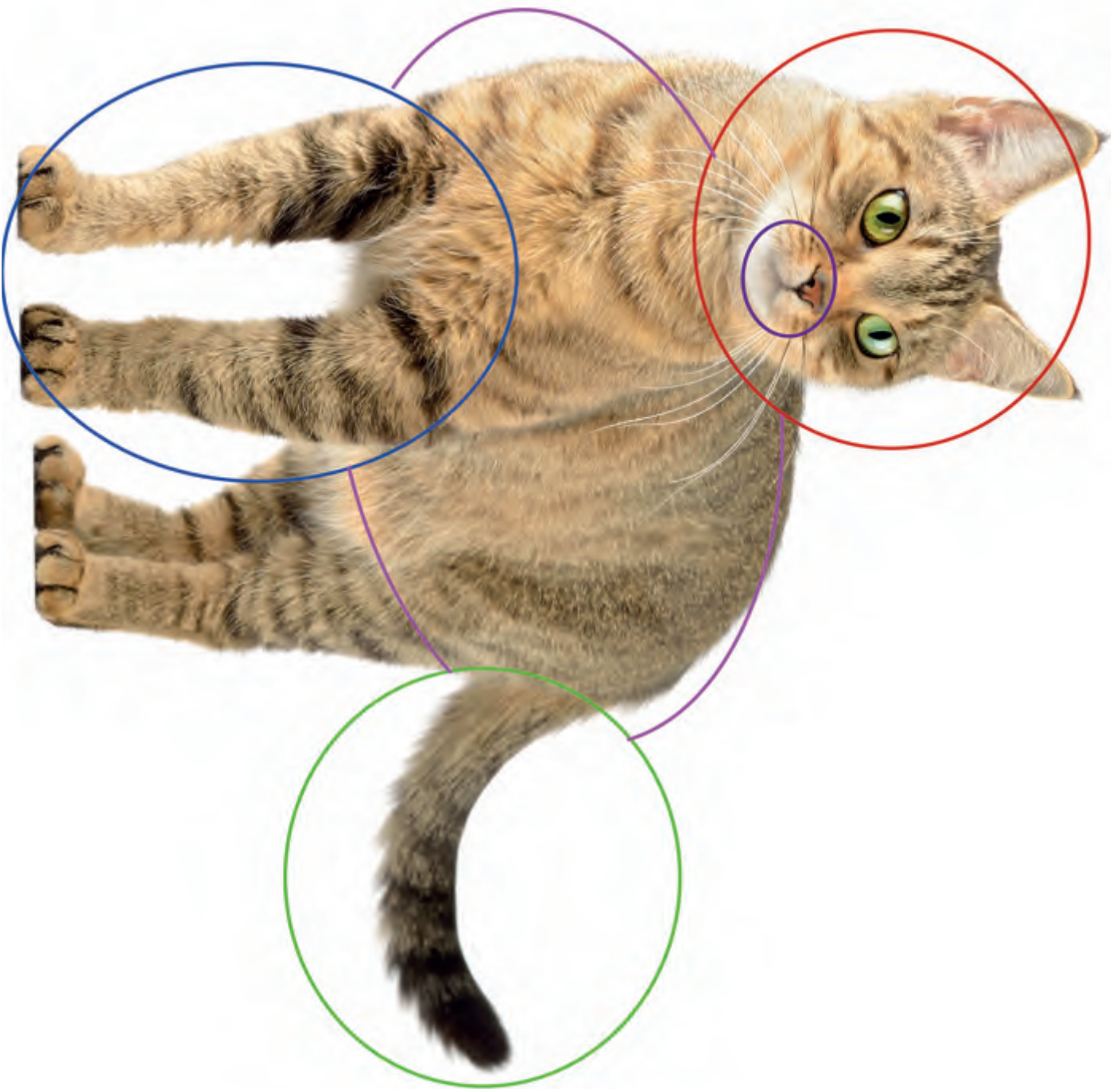




































































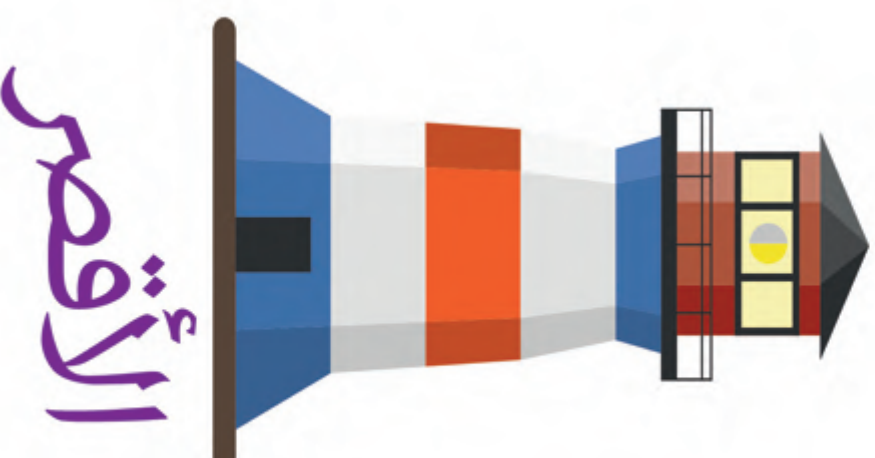
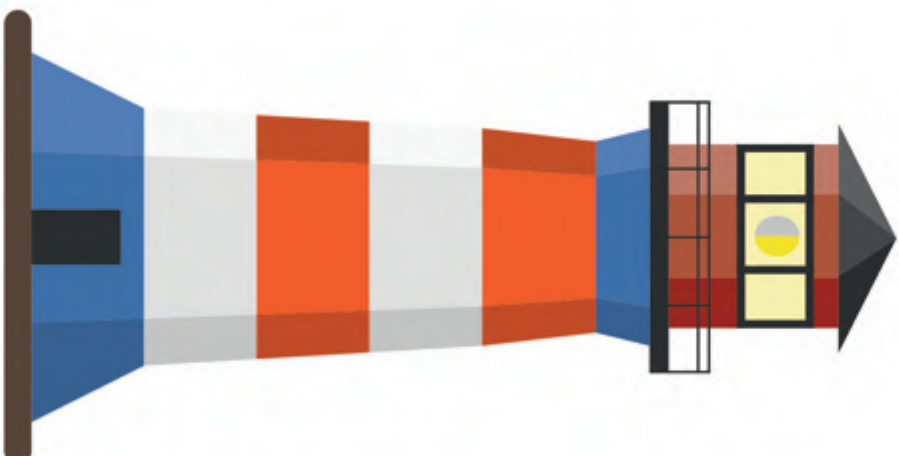













طويل



قَصِير





أطول



أقصر





























































































منهاج رياض الأطفال التطوريّ

الوحدة الرابعة الحيوانات

بطاقات

صور موضوعات الوحدة











فقر























































رومان

ذِفْلَةٌ

eraser

e | e p h a n t

କରଣ



تجارت



ت

ت

ت

panna

look

piral

سویس

چسپوئی







فَأَمَّا

flower

fan

fish

قصة



ع
ا
ن
ن



ins_ect


glooi


ink



سورة

عز





۱۳۳۳

التصريح

سورة

چند

تجارت



منهاج

رياض الأطفال التطوري

الوحدة الرابعة

الحيوانات

بطاقات

الكلمات / صور الكلمات / صور المعداد

Words Flashcards



ذ















دا

دو

د ی

B



B

P









حی



f







ع



عيسى









منهاج رياض الأطفال التطوري

الوحدة الرابعة

الحيوانات

بطاقات

الأحرف / المقاطع / الأعداد

Letters Flashcards