

المملكة العربية السعودية  
Kingdom of Saudi Arabia

رؤية  
2030  
المملكة العربية السعودية  
KINGDOM OF SAUDI ARABIA

حلول  
hüül.online

وزارة التعليم  
Ministry of Education

English Language  
Elementary Stage  
Sixth Elementary Grade  
Second Semester

اللغة الإنجليزية  
المرحلة الابتدائية  
الصف السادس الابتدائي  
الفصل الدراسي الثاني

**WE CAN!**  
KSA Edition

6

كتاب الطالب و التمارين  
**STUDENT'S BOOK  
AND  
WORKBOOK**



Mc  
Graw  
Hill

طبعة ١٤٤٢ هـ

2020 Edition

WE CAN!

الصف السادس الابتدائي

الفصل الدراسي الثاني

Mc  
Graw  
Hill



© Ministry of Education, 2017  
King Fahd National Library Cataloging-in-Publication Data

Brewater, Simon

WE CAN 6 : اللغة الانجليزية - المرحلة  
Simon / الابتدائية - الصف السادس الابتدائي - كتاب الطالب والتمارين  
Brewater,- Riyadh, 2017

..p; ..cm

ISBN: 978-1-5268-1952-9

1-English language-Curricula I-Title  
428.241 dc 1438/5492

L.D.no.1438/5492

ISBN: 978-1-5268-1952-9

مواد إلكترونية وداعمة على "منصة عين"



IEN.EDU.SA

تواصل بمقترحاتك لتطوير الكتاب المدرسي



FB.T4EDU.COM



STUDENT'S BOOK  
6

**WE CAN!**

حلول  
الجلول اون لاين  
hulul.online

Yoko Matsuka and Glenn McDougall

Mc  
Graw  
Hill





## We Can! Student's Book 6

Published by McGraw-Hill Education, 2 Penn Plaza, New York, NY 10121. Copyright © 2017 by McGraw-Hill Education. All rights reserved. No part of this publication may be reproduced or distributed in any form or by any means, or stored in a database or retrieval system, without the prior written consent of McGraw-Hill Education, including, but not limited to, in any network or other electronic storage or transmission, or broadcast for distance learning.

ISBN: 978-1-4470-9032-8

**Series consultant:** Mayumi Tabuchi

**Project manager:** Judy MacDonald

**Development editor:** Steve Longworth

**Editor:** Anne Tseng

**Production manager:** Alfonso Reyes

**Designer:** Peter Shaw

Exclusive rights by McGraw-Hill Education for manufacture and export. This book cannot be re-exported from the country to which it is sold by McGraw-Hill Education. This Regional Edition is not available outside Europe, the Middle East and Africa.

## Photo Credits

**SB:** iii (tr) ©Tatweer Co. for Educational Services, **4** 1 ©Tatweer Co. for Educational Services, **4** 2 ©Krsmanovic/Shutterstock, **4** 3 ©Kuznetsov Alexey/Shutterstock, **4** 4 ©Master1305/Shutterstock, **4** 5 ©PR Image Factory/Shutterstock, **4** 6 ©Hi Brow Arabia/Alamy Stock Photo, **4** 7 ©Stenko Vlad/Shutterstock, **4** 8 ©Tatweer Co. for Educational Services, **6** (tl) ©Hans Geel/Shutterstock, **6** (tc) ©Alexander Rahts/Shutterstock, **8** (tl) ©De Visu/Shutterstock, **8** (tr) ©Crystal Eye Studio/Shutterstock, **8** (l to r - t to b) ©prykhodov/123RF, **8** (l to r - t to b) ©Sergey Novikov/Shutterstock, **8** (l to r - t to b) ©wandee007/123RF, **8** (l to r - t to b) ©William Berry/Shutterstock, **8** (b) ©prochasson frederic/Shutterstock, **12** (l to r - t to b) ©Lucky Business/Shutterstock, **12** (l to r - t to b) ©Alizada Studios/Shutterstock, **12** (l to r - t to b) ©Benjamin B/Shutterstock, **12** (l to r - t to b) ©Rob Hainer/Shutterstock, **12** (l to r - t to b) ©Ruta Production/Shutterstock, **12** (l to r - t to b) ©PongMojl/Shutterstock, **12** (l to r - t to b) ©Dannay/Shutterstock, **12** (l to r - t to b) ©Sergio33/Shutterstock, **12** (l to r - t to b) ©ronstik/Shutterstock, **12** (l to r - t to b) ©Hi Brow Arabia /Alamy Stock Photo, **14** (l to b) ©Kullayev Dmitry/Shutterstock, **14** (t to b) ©Jon Schulte/Shutterstock, **14** (t to b) ©Zhax/Shutterstock, **14** (t to b) ©Thitiwat.Day/Shutterstock, **15** (t to b) ©London Live/Shutterstock, **15** (t to b) ©DUSAN ZIDAR/Shutterstock, **15** (t to b) ©etorres/Shutterstock, **16** (t to b) ©Tatweer Co. for Educational Services, **16** (t to b) ©Kite\_rin/Shutterstock, **16** (t to b) ©Kletr/Shutterstock, **16** (t to b) ©Zurijeta/Shutterstock.com, **16** (t to b) ©Hi Brow Arabia/Alamy Stock Photo, **17** (cr) ©alsanqer abduallah H/Shutterstock, **19** (tr) ©Tatweer Co. for Educational Services, **19** (c) ©Volodymyr Dvornyk/Shutterstock, **23** (tr) ©Tatweer Co. for Educational Services, **23** (bl) ©xtock/Shutterstock, **23** (br) ©Arcady/Shutterstock, **24** (l to r - t to b) ©Chalintra.B/Shutterstock, **24** (l to r - t to b) ©KC Lens and Footages/Shutterstock, **24** (l to r - t to b) ©Boumen Japet/Shutterstock, **24** (l to r - t to b) ©KC Lens and Footages/Shutterstock, **24** (l to r - t to b) ©Boumen Japet/Shutterstock, **24** (l to r - t to b) ©Chalintra.B/Shutterstock, **24** (l to r - t to b) ©Mega Pixel/Shutterstock, **24** (l to r - t to b) ©Alex Kh/Shutterstock, **24** (l to r - t to b) ©Wilyam Bradberry/Shutterstock, **24** (l to r - t to b) ©Maffi/Shutterstock, **24** (l to r - t to b) ©Jukov studio/Shutterstock, **24** (l to r - t to b) ©A\_stockphoto/Shutterstock, **24** (l to r - t to b) ©Daria Chichkareva/Shutterstock, **24** (l to r - t to b) ©Sky Antonio/Shutterstock, **24** (l to r - t to b) ©Dudarev Mikhail/Shutterstock, **25** (tr) ©Ahmed Hamdy Hassan/Shutterstock, **25** (cr) ©Tatweer Co. for Educational Services, **31** (t to b) ©Africa Studio/Shutterstock, **31** (t to b) ©BestPhotoPlus/Shutterstock, **31** (t to b) ©Valiza/Shutterstock, **31** (t to b) ©maxim ibragimov/Shutterstock, **32** (tr) ©Aleksandr Kurganov/Shutterstock, **32** (l to r - t to b) ©Iuliia Syrotina/Shutterstock, **32** (l to r - t to b) ©Anna Azimi/Shutterstock, **32** (l to r - t to b) ©blue-sea.cz/Shutterstock, **32** (l to r - t to b) ©bestfotostudio/123RF, **36** (l to r - t to b) ©levgenii Meyer/Shutterstock, **36** (l to r - t to b) ©sommel damrongpanich/Shutterstock, **36** (l to r - t to b) ©Madlen/Shutterstock, **36** (l to r - t to b) ©VIVIAN NG/Shutterstock, **36** (l to r - t to b) ©HSNphotography/Shutterstock, **36** (l to r - t to b) ©Calin Stan/Shutterstock, **36** (l to r - t to b) ©MIGUEL G. SAAVEDRA/Shutterstock, **36** (l to r - t to b) ©LightField Studios/Shutterstock, **36** (l to r - t to b) ©studiovin/Shutterstock, **36** (l to r - t to b) ©George Rudy/Shutterstock, **36** (l to r - t to b) ©Ivonne Wierink/Shutterstock, **36** (l to r - t to b) ©Bildagentur Zoonar GmbH/Shutterstock, **40** (l to r - t to b) ©Laborant/Shutterstock, **40** (l to r - t to b) ©Amith Nag/Shutterstock, **40** (l to r - t to b) ©stuar/Shutterstock, **40** (l to r - t to b) ©Aha-Soft/Shutterstock, **40** (l to r - t to b) ©kv naushad/Shutterstock, **40** (l to r - t to b) ©FamVeld/Shutterstock, **40** (l to r - t to b) ©Volodymyr Burdiak/Shutterstock, **40** (l to r - t to b) ©Dino Osmic/Shutterstock, **40** (l to r - t to b) ©Daniel\_Santos/Shutterstock, **41** 1 ©veronchick\_84/Shutterstock, **41** 2 ©VECTORWORKS\_ENTERPRISE/Shutterstock, **41** 3 ©Top Vector Studio/Shutterstock, **41** 4 ©Standard Studio/Shutterstock, **41** 5 ©Arcady/Shutterstock, **41** 6 ©Paul Brennan/Shutterstock, **41** 7 ©Designer things/Shutterstock, **41** 8 ©AveNa/Shutterstock, **41** 9 ©Walther S/Shutterstock, **41**

**10** ©astudio/Shutterstock, **44** 1 ©Nesrudheen Matathoor/Shutterstock, **44** 2 ©Tunde Gaspar/Shutterstock, **44** 3 ©alsanqer abduallah H/Shutterstock, **44** 4 ©Zhukov Oleg/Shutterstock, **44** 5 ©geogif/Shutterstock, **44** 6 ©MikeDotta/Shutterstock, **46** (tr) ©Digital Archive Japan/Alamy Images, **46** (cr) ©ZouZou/Shutterstock, **46** (l to r) ©Tatweer Co. for Educational Services, **46** (l to r) ©Ai825/Shutterstock, **46** (l to r) ©LJSphotography /Alamy Stock Photo, **46** (l to r) ©NASA/NASA, **47** (t to b) ©nonthepcool/Shutterstock, **47** (t to b) ©margouillat photo/Shutterstock, **47** (t to b) ©AlenKadr/Shutterstock, **47** (t to b) ©Allamimages/Shutterstock, **47** (t to b) ©ANTHONY PAZ/Shutterstock, **48** (br) ©Surrphoto/Shutterstock, **48** (br) ©Olga Popova/Shutterstock, **51** (cr) ©Sergio Sergio/Shutterstock, **52** (l to r - t to b) ©CHOKCHAI POOMICHAIYA/Shutterstock, **52** (l to r - t to b) ©Madrolly/Shutterstock, **52** (l to r - t to b) ©Alexander Demyanenko/Shutterstock, **52** (l to r - t to b) ©Glow Images/Getty Images, **53** (tr) ©LoopAll/Shutterstock, **53** (cr) ©Gabriele Tafuni - MB Artists/McGraw-Hill Education, **53** (br) ©Eric Isselee/, **55** (tl) ©Dmitry Naumov/, **56** (c) ©Daxiao Productions/, **59** (cl) ©Tatweer Co. for Educational Services, **64** (br) ©veronchick\_84/Shutterstock, **65** (tl) ©Top Vector Studio/Shutterstock.

**WB:** **74** (l to r - t to b) ©Tatweer Co. for Educational Services, **74** (l to r - t to b) ©Master1305/Shutterstock, **74** (l to r - t to b) ©Ken Karp/McGraw-Hill Education, **74** (l to r - t to b), **74** (l to r - t to b) ©Hi Brow Arabia/Alamy Stock Photo, **74** (l to r - t to b) ©Romrodphoto/Shutterstock, **74** (l to r - t to b) ©Kuznetsov Alexey/Shutterstock, **74** (l to r - t to b) ©Krsmanovic/Shutterstock, **77** (l to r - t to b) ©De Visu/Shutterstock, **77** (l to r - t to b) ©Crystal Eye Studio/Shutterstock, **77** (l to r - t to b) ©prykhodov/123RF, **77** (l to r - t to b) ©wandee007/123RF, **77** (l to r - t to b) ©Sergey Novikov/Shutterstock, **77** (l to r - t to b) ©William Berry/Shutterstock, **83** (t to b) ©Kutlayev Dmitry/Shutterstock, **83** (t to b) ©Jon Schulte/Shutterstock, **83** (t to b) ©Zhax/Shutterstock, **83** (t to b) ©Thitiwat.Day/Shutterstock, **85** 1 ©Tatweer Co. for Educational Services, **85** 2 ©Kletr/Shutterstock, **85** 4 ©Zurijeta/Shutterstock.com, **86** (cr) ©Ian Cramman/Shutterstock, **93** (l to r) ©Chalintra.B/Shutterstock, **93** (l to r) ©Mega Pixel/Shutterstock, **93** (l to r) ©Jukov studio/Shutterstock, **93** (l to r) ©Alex Kh/Shutterstock, **93** (l to r) ©Maffi/Shutterstock, **100** 1 ©BestPhotoPlus/Shutterstock, **100** 2 ©maxim ibragimov/Shutterstock, **100** 3 ©Valiza/Shutterstock, **100** 4 ©Africa Studio/Shutterstock, **101** 1 ©Aleksandr Kurganov/Shutterstock, **101** 2 ©Anna Azimi/Shutterstock, **101** 3 ©blue-sea.cz/Shutterstock, **101** 4 ©bestfotostudio/123RF, **101** 5 ©Iuliia Syrotina/Shutterstock, **105** (l to r - t to b) ©sommel damrongpanich/Shutterstock, **105** (l to r - t to b) ©LightField Studios/Shutterstock, **105** (l to r - t to b) ©VIVIAN NG/Shutterstock, **105** (l to r - t to b) ©George Rudy/Shutterstock, **105** (l to r - t to b) ©Calin Stan/Shutterstock, **105** (l to r - t to b) ©Bildagentur Zoonar GmbH/Shutterstock, **106** (l to r - t to b) ©Ivonne Wierink/Shutterstock, **109** (l to r - t to b) ©Daniel\_Santos/Shutterstock, **109** (l to r - t to b) ©stuar/Shutterstock, **109** (l to r - t to b) ©Dino Osmic/Shutterstock, **109** (l to r - t to b) ©SofiaWorld/Shutterstock, **109** (l to r - t to b) ©Aha-Soft/Shutterstock, **109** (l to r - t to b) ©Eric Isselee/Shutterstock, **109** (l to r - t to b) ©Laborant/Shutterstock, **109** (l to r - t to b) ©Amith Nag/Shutterstock, **110** 1 ©veronchick\_84/Shutterstock, **110** 2 ©Standard Studio/Shutterstock, **110** 3 ©VECTORWORKS\_ENTERPRISE/Shutterstock, **110** 4 ©Arcady/Shutterstock, **110** 5 ©Top Vector Studio/Shutterstock, **110** 6 ©Walther S/Shutterstock, **110** 7 ©Designer things/Shutterstock, **110** 8 ©AveNa/Shutterstock, **110** 9 ©Paul Brennan/Shutterstock, **110** 10 ©astudio/Shutterstock, **110** 11 ©Patricia Marroquin/Shutterstock, **110** 12 ©Scott Latham/Shutterstock, **110** 13 ©Kavee Vivii/Shutterstock, **110** 14 ©Rob Wilson/Shutterstock, **110** 15 ©Ken Wolter/Shutterstock, **110** 16 ©NCortinha/Shutterstock, **111** (t to b) ©TEA OOR/Shutterstock, **111** (t to b) ©Tero Hakala/Shutterstock, **111** (t to b) ©Artur Didyk/Shutterstock, **113** 1 ©Tunde Gaspar/Shutterstock, **113** 2 ©MikeDotta/Shutterstock, **113** 3 ©alsanqer abduallah H/Shutterstock, **113** 4 ©Nesrudheen Matathoor/Shutterstock, **113** 5 ©Zhukov Oleg/Shutterstock, **113** 6 ©geogif/Shutterstock, **118** (tr) ©Crystal Eye Studio/Shutterstock.







# Unit 1 Fun on the Weekend

## Finding Out Time

1 Listen and practice. Then do it in pairs.



### Regular Verbs

1. I **cleaned** my room.
2. You **practiced** on the trampoline.
3. He **watched** a DVD about sharks.
4. He **kicked** a ball for three hours.
5. They **played** computer games.
6. Fahad **studied** for six hours.
7. Ali **cooked** breakfast.
8. Noura **stayed** home.

That's boring.  
That's great!  
That's scary!  
That's okay.  
That's great!  
That's fantastic!  
That's great!  
That's boring.



Examples:

S1: What did you do over the weekend?

S2: I kicked a ball for three hours.

S3: That's okay.

S1: What did you do over the weekend?

S2: I watched a new DVD.

S3: That's great!

S1: What did you do over the weekend?

S2: I studied for six hours.

S3: That's fantastic!





# Challenge Time!

## 2 Ask, Listen, and Comment



### 1. Practice the comments.

1. That's fantastic!
2. That's great!
3. That's okay.
4. That's boring.
5. That's scary!



### 2. Sit in a circle. Ask, answer, and make comments.



## I Can ...

- ask a partner about his or her weekend and get the answers.
- listen to someone's answer about what he or she did over the weekend and make a comment.







# Grammar in Action

## 1 Listen and practice.



I practiced	We practiced
You practiced	You practiced
He / She practiced	They practiced



## 2 Listen and chant Past Tense Regular Verb Chunks.



1. practiced, practiced → I **practiced** my English.
2. watched, watched → You **watched** a DVD.
3. cooked, cooked → She **cooked** breakfast.
4. kicked, kicked → He **kicked** a ball.
5. cleaned, cleaned → They **cleaned** the house.
6. stayed, stayed → We **stayed** at home.
7. played, played → You **played** outside.
8. studied, studied → You **studied** a little.



## 3 Listen and practice. Then do it in pairs.



Regular Verbs	
for <b>ed</b> say / t /	for <b>ed</b> say / d /
practice - <b>practiced</b>	clean - <b>cleaned</b>
watch - <b>watched</b>	stay - <b>stayed</b>
cook - <b>cooked</b>	play - <b>played</b>
kick - <b>kicked</b>	study - <b>studied</b>





# Challenge Time!

## 4 Verb Game



Can you write and play the Verb Game and beat a partner?

### Verb Game 1 (practice)

cooked	practiced	played
watched	kicked	studied
☆	cleaned	stayed



### Verb Game 2




### I Can ...

- say the past form of six regular verbs.
- say two things that I did over the weekend.







رابطه الدرس الرقمي  
www.iem.edu.sa

# Reading and Writing



How much flour /  
How many tomatoes ...?  
We have some /  
We don't have any ...

1 Listen and read. Circle the answers in the chart.



How much flour do we need? 2 cups of flour  
How many tomatoes do we need? 4 tomatoes

WE NEED	HOW MUCH		HOW MANY		WE HAVE/ WE DON'T HAVE	
flour	1 cup	2 cups			YES	NO
oil	½ a cup	1 cup			YES	NO
cheese	1 cup	3 cups			YES	NO
tomatoes			4	6	YES	NO
peppers			2	3	YES	NO
mushrooms			10	8	YES	NO



Why don't we make a pizza?  
We have some flour, but we don't have any oil.

2 Listen and circle YES or NO in the chart. Practice in pairs.

3 Write two sentences with *some*, *any*, and *but*.

We have some tomatoes but we don't have any peppers.

We have some cheese but we don't have any mushrooms





# Challenge Time!

## 4 Ordering in a Restaurant



Can you be a waiter or waitress and take an order from a partner?

### RESTAURANT LA PHONICS

<p><b>APPETIZERS</b></p> <p> Leek soup</p> <p> Blue cheese</p>	<p><b>MAIN COURSE</b></p> <p> Spaghetti with meat sauce</p> <p> Seafood spaghetti</p>
<p><b>SIDE DISHES</b></p> <p> French fries</p>	<p><b>DESSERTS</b></p> <p> Ice cream</p>

Examples:

S1: What would you like?  
S2: I'd like leek soup, seafood spaghetti, green salad, and ice cream, please.

S1: What drink would you like?  
S2: I'd like green tea, please.

S1: Sure. Just a moment.

S1: What would you like?  
S2: I'd like Blue cheese, Turkey mayonnaise, French fries, and Fruit salad, please.

S1: What drink would you like?  
S2: I'd like Honey tea, please.

S1: Sure. Just a moment.

## I Can ...

- ask and answer questions with *How many* and *How much* and make sentences with *some* and *any*.
- read an English menu and order at a restaurant.





# Phonics

1 Listen, read, and practice.



sand



tent

2



Listen and check (✓) *nd* or *nt*. Then complete the words.

		nd	nt			nd	nt
	ha _ n _ d	✓			sta _ n _ d	✓	
	pai _ n _ t		✓		pla _ n _ t		✓

3 Listen and circle the words ending in *nd* and *nt*. Then chant.



There is sand all around  
 There is sand in my hand.  
 Golden sand in the sun!

There's a tent on the land,  
 There's a tent on the sand.  
 Golden sand in the sun!

## Advice Time

Actions speak louder than words.





# Challenge Time!

## 4 In the Shopping Mall



Can you be an information person and show a partner the right store?



Examples:

S1: Can I help you?

S2: Yes, please. Where can I get mangos, grapefruit, and oranges?

S1: Right over there at Juicy Fruits.

S2: And where can I get suits and coats?

S1: Right over there at Billy Goats Suits and Coats.

S2: Thanks!

S1: You're welcome.

S1: Can I help you?

S2: Yes, please. Where can I get boots, shoes, and sandals?

S1: Right over there at Blue Cow Shoes.

S2: And where can I get snowboards and skis?

S1: Right over there at Snow Go.

S2: Thanks!

S1: You're welcome.

Yes, please. Where can I get ... suits, coats, boots, shoes, sandals, mangos, grapefruit, oranges, snowboards, and skis?

### I Can ...

- say, read, and write words ending in *nd* and *nt*.
- read English store signs in town.





# Unit 2 Life's Ups and Downs

## Finding Out Time

1 Listen and practice. Then test a partner.

What good / bad things happened to you last year?



### Irregular Verbs

#### Good Things

1. I **won** a table tennis game by 21 to 3.
2. I **got** first place in a race.
3. I **was** team captain.
4. I **made** a rocket.
5. I **saw** a rainbow.

#### Bad Things

6. We **lost** a football game by 8 to 0.
7. I **caught** a cold.
8. My dad **had** an operation.
9. I **broke** my leg.
10. We **were** stuck in an elevator.





# Challenge Time!

## 2 Ask, Listen, and Comment

### 1. Can you ask a question?



### 2. Can you listen to the answer and then make a comment?

1. Congratulations!
2. So did I.
3. How nice!
4. Sorry about that.
5. How scary!

Examples:

S1: What happened to you last week?

S2: I caught a cold.

S1: Sorry about that.

S1: What happened to you last week?

S2: I saw a rainbow.

S1: So did I.

S1: What happened to you last week?

S2: I was team captain.

S1: How nice!

## I Can ...

- talk about a good or a bad thing that happened to me in the past.
- quickly make comments about what happened in the past.





# Grammar in Action

## 1 Listen and practice.



I <b>won</b>	We <b>won</b>
You <b>won</b>	You <b>won</b>
He / She <b>won</b>	They <b>won</b>



## 2 Listen and chant *Past Tense Irregular Verb Chunks*.



- lost, lost → I **lost** a tennis match.
- won, won → We **won** a football game.
- got, got → I **got** 200 points in a computer game.
- was, was → I **was** sick.
- made, made → I **made** a tree house.
- saw, saw → I **saw** a rainbow.
- caught, caught → I **caught** a big fish.
- had, had → We **had** a cake.
- broke, broke → I **broke** my glasses.
- were, were → We **were** happy.



## 3 Listen and practice. Then do it in pairs.



Irregular Verbs	
win - <b>won</b>	see - <b>saw</b>
lose - <b>lost</b>	catch - <b>caught</b>
get - <b>got</b>	have, has - <b>had</b>
am, is - <b>was</b>	break - <b>broke</b>
make - <b>made</b>	are - <b>were</b>





# Challenge Time!

## 4 Verb Game



Can you write and play the Verb Game and beat a partner?

### Verb Game 1 (practice)

was	had	made
got	caught	saw
lost	broke	were



### Verb Game 2


I want to win! I'm so close.



## I Can ...

- say the past form of six irregular verbs.
- say two sentences using past tense irregular verbs.





## Reading and Writing

1 Listen and read. Then chant.



### My Brother Khaled

My brother Khaled  
**Went** to the cupboard,  
 To find something to eat.  
 But when he **got** there,  
 The cupboard **was** bare,  
 And so he **had** nothing to eat.



He **went** to the grocer's,  
 To buy some fruit and milk.  
 But when he **came** back,  
 He **was** holding  
 an empty brown bag!  
 Poor Khaled!



the chant:  
 My brother Richard  
 Goes to the cupboard,  
 To find something to eat.  
 But when he gets there,  
 The cupboard is bare,  
 And so he has nothing to eat.  
 He goes to the grocer's,  
 To buy some fruit and milk.  
 But when he comes back,  
 He is holding  
 an empty brown bag!  
 Poor Richard!

2 Practice in pairs. Then change the verb tense and chant.



went got was had went came was

goes gets is has goes comes is





# Challenge Time!

## 3 What did they cook?



Listen to the chant and circle the words. Can you say what they cooked?

We had some meat / chicken,  
but we didn't have any cheese / butter.

We had some tomatoes / salad,  
but we didn't have any macaroni / bread.

We had some carrots / onions,  
but we didn't have any potatoes / apples.

We had some rice / flour,  
but we didn't have any eggs / oil.

We had some juice / milk,  
but we didn't have any mustard / ketchup.



Change the words and rewrite the chant with a partner. Exchange chants. What can you cook?

Comment on the chant. I think it's boring / interesting / funny / easy / difficult.

## I Can ...

- read and write the *My Brother Khaled* chant in the past or present tense and add my own pictures.
- use *some* and *any* in sentences and write a new chant.





# Phonics

**1** Listen, point, and practice.



<b>f</b>	<b>ph</b>	<b>gh</b>
frog	phone	laugh

**2** Listen and circle *f*, *ph*, or *gh*. Then complete the words.



1. f riends



**f**   **ph**   **gh**

2. ph oto



**f**   **ph**   **gh**

3. ele ph ant



**f**   **ph**   **gh**

4. lau gh



**f**   **ph**   **gh**

**3** Listen and read. Then chant.



Enough!  
Don't laugh!  
I know it's tough!  
But it's lots of fun!



**4** Complete the sentences with the words.

enough   photo   funny

- No, thank you. I don't want any more. It's enough.
- It's a funny story. It makes me laugh.
- Can I see your photo? You look really cool!

## Advice Time

Every day of your life is a page of your history.





# Challenge Time!

## 5 A Fun Day



Read what Mohammed wrote about his day.

Yesterday, we went to an adventure park. Our father drove us there.

He saw me / you / him / her  
He drove us / them


6:

Yesterday, Mohammed went to an adventure park. Their father drove them there.

Mohammed and his sister saw some friends from school and played with them. Then they went on rides with their parents.

It was great fun!

After the rides, his father got him a burger. His sister didn't want one, so he got her an ice cream. They were really good, so Dad promised to take them again next week. He can't wait!



SO  
!

## 6 Can you rewrite about Mohammed's day?

Yesterday, Mohammed went to an adventure park. Their father drove them there.

Mohammed and his sister saw ...

After the rides, his father got ...

Your writing is so neat.



## I Can ...

- say, read, and write words with *f*, *ph*, and *gh*.
- read and rewrite a short text using *me*, *you*, *him*, *her*, *us*, *them*.





# Unit 3 My School is Cool!

## Finding Out Time

### 1 Listen and practice.



1. What's the name of your school?

Littlerock Elementary School. /  
Bedrock Elementary School.

How many students are there in your school?

2. About 1,000 / 500 / 100.  
I don't know.



3. Do you have school lunch at your school?

Yes, we do. Every day. /  
No, we don't. We bring our own.



4. Does your school have a school bus?

Yes, it does. It has a big yellow bus. /  
No, it doesn't.



5. Do you have a school uniform?

Yes, we do. /  
No, we don't.



6. What time does your school start?

It starts at 7:00 / 7:30 / 8:00 / 8:30.



### 2 Practice in pairs and change the information.





# Challenge Time!



## 3 My School



Can you fill in the blanks and then talk about your school?

Hi! Let me introduce my school.

The name of my school is \_\_\_\_\_.

There are about \_\_\_\_\_ students in my school.

We \_\_\_\_\_ school lunch at our school.

Our school \_\_\_\_\_ a school bus.

We \_\_\_\_\_ a school uniform.

Our school starts at \_\_\_\_\_.



Your school sounds cool!

Wow! That's a lot of students!



### I Can ...

- ask a friend three questions about his or her school.
- write about my school and talk about it.





# Grammar in Action

## 1 Listen and chant *Which + Present and Past Tense.*



1. Which subject **do** you **like** most this year?

This year I **like** math.

2. Which subject **did** you **like** most last year?

Last year I **liked** PE.

3. Which grade **are** you in this year?

This year I **am** in the 6th grade.

4. Which grade **were** you in last year?


Last year I **was** in the 5th grade.

5. Which city **do** you **live** in?

We **live** in Najran.

6. Which city **did** you and your parents **go** to last year?

Last year we **went** to Riyadh.



## 2 Ask a partner the questions and get the real answers.

## 3 Listen and practice. Then do it in pairs.

do - <b>did</b>	are - <b>were</b>	like - <b>liked</b>	go - <b>went</b>
-----------------	-------------------	---------------------	------------------





# Challenge Time!

## 4 Subject Race

Can you write and play Subject Race and beat a partner?



### Subject Race 1 (practice)

language	science	math
social studies	☆	English
PE	art	history



### Subject Race 2




### I Can ...

- talk about my favorite subject this year and last year.
- say which grade I'm in this year and which grade I was in last year.





# Reading and Writing

1 Listen and read. Then chant.



## Rana Had a Little Lamb

Rana had a little lamb.  
 Its fleece was white as snow.  
 Everywhere that Rana went,  
 The lamb was sure to go.



It followed her  
 to school one day,  
 Which was against  
 the rules.

It made the children  
 laugh and play,  
 To see a lamb  
 at school.



Rana has a little lamb.  
 Its fleece is white as snow.  
 Everywhere that Rana goes,  
 The lamb is sure to go.  
 It follows her to school one day,  
 Which is against the rules.  
 It makes the children laugh and  
 play,  
 To see a lamb at school.

2 Practice in pairs. Then change the verb tense and chant.



had	was	went	was	followed	was	made
has	is	goes	is	follows	is	makes





# Challenge Time!

## 3 Listen, Match, and Present



Can you copy the rules, add pictures, and make a poster?



### Our English Class Rules

- |                |                                       |
|----------------|---------------------------------------|
| 1 Don't shout; | 4 for help when you have a problem.   |
| 2 Listen       | 8 English in class!                   |
| 3 Stand up     | 3 when you present.                   |
| 4 Ask          | speak clearly.                        |
| 5 Don't forget | 7 too much noise when you play games. |
| 6 Use          | 2 to the teacher.                     |
| 7 Don't make   | 5 to do your homework.                |
| 8 Speak        | 6 your CD when you study English.     |



Can I see your pictures? Very nice!



## I Can ...

- read the *Rana Had a Little Lamb* chant, rewrite it in the present tense, and present it with pictures.
- read, write Our English Class Rules, make a poster with pictures, and present it.





# Phonics

1 Listen, point, and practice.



scarf



sky




square

2 Listen and complete the words. Use *sc*, *sk*, or *sq*.



s k y



s q uare



s c arf



s k ate



s q ueeze



s c ary



s k irt



s q uid



s c an



3 Write what they're doing.

1. He's squeeze oranges.  
He's making orange juice.
2. He's skate.  
It's a dangerous sport.
3. He likes the sea.  
He's scary.



## Advice Time

What is learned in youth is carved in stone.





# Challenge Time!

## 4 My School



Can you read and then write about your school?  
Use photos or draw pictures.

I live in a small town. I have a lot of friends and we all go to the same school.

Our school is really cool!

There are about 20 classrooms, a library, a big yard, and an art workshop.

The principal's office and the teachers' lounge are on the ground floor.

There are "smart classrooms" in our school with computers, projectors, and interactive boards!

We really like using our "smart classroom."



Now write about your school.

I live in Riyadh (name of town) I have lots of friends in my school. There are about 30 classrooms, a library, a big yard, and an art workshop. There are many teachers here, but my favorite teacher is Mr Mazen. He teaches us Arabic and he's great. My favorite subject is English. There are "smart classrooms" in our school with computers, projectors, and interactive boards! We really like using our "smart classroom!"

### I Can ...

- say, read, and write words beginning with *sc*, *sk*, and *sq*.
- read about someone's school and write about my own school.





# Unit 4 A Healthy Life

## Finding Out Time

1 Listen and practice. Then test a partner.



What should you do to live a healthy life?


### Good Things I Should Do

1. I **should** **get up** early.
2. I **should** **drink** a lot of water.
3. I **should** **eat** three meals a day.
4. I **should** **brush** my teeth well.
5. I **should** **do** some exercise.
6. I **should** **go to bed** early.



### Bad Things I Shouldn't Do

7. I **shouldn't** **eat** too much junk food.
8. I **shouldn't** **drink** too much soda.
9. I **shouldn't** **watch** too much TV.
10. I **shouldn't** **stay up** late.
11. I **shouldn't** **play** too many computer games.
12. I **shouldn't** **skip** breakfast.





# Challenge Time!

## 2 Healthy Life Test



Can you say if you live a healthy life every day?

1. Practice the frequency markers.
2. Do the questionnaire. Add up the total score.
3. Talk to a partner about your score.

	I always do (10 points)	I usually do (8 points)	I sometimes do (5 points)	I usually don't (2 points)	I never do (0 points)
1. I get up early.					
2. I eat breakfast.					
3. I go to bed early.					
4. I brush my teeth.					
5. I play with my friends.					
6. I play outside.					
7. I take a bath or shower.					
<b>TOTALS</b>					

**50–70 points**  
I live a very healthy life.

**30–50 points**  
I live a so-so healthy life.

**Less than 30 points**  
I don't think I live a healthy life.



### I Can ...

- say two things I should or shouldn't do to live a healthy life.
- say if I live a healthy life or not.





# Grammar in Action

## 1 Listen and chant *Past Tense Questions and Answers.*



1. Did you **get up** early this morning?  
 Yes, I **got up** early this morning.  
 No, I didn't **get up** early this morning.



2. Did you **drink** milk this morning?  
 Yes, I **drank** milk this morning.  
 No, I didn't **drink** milk this morning.



3. Did you **eat** breakfast this morning?  
 Yes, I **ate** breakfast this morning.  
 No, I didn't **eat** breakfast this morning.



4. Did you **brush** your teeth this morning?  
 Yes, I **brushed** my teeth this morning.  
 No, I didn't **brush** my teeth this morning.



## 2 Ask a partner the questions and get the real answers.

## 3 Listen and practice. Then do it in pairs.



Regular Verbs	Irregular Verbs
play - <b>played</b>	get up - <b>got up</b>
talk - <b>talked</b>	eat - <b>ate</b>
brush - <b>brushed</b>	do - <b>did</b>
watch - <b>watched</b>	go to bed - <b>went to bed</b>
	drink - <b>drank</b>



# Challenge Time!

## 4 Verb Game

Can you write and play the Verb Game and beat a partner?



### Verb Game 1 (practice)

drank	ate	brushed
did	stayed	played
followed	got	went



### Verb Game 2


Look! You missed one. There!



## I Can ...

- answer two past tense questions about what I did this morning.
- ask a partner or teacher two questions about what they did this morning.





# Reading and Writing

1 Listen and read. Then chant.




## Early to Bed

Early to bed  
And early to rise,  
Makes you  
Healthy, wealthy,  
And wise.



## Late to Bed

Late to bed  
And late to rise,  
Makes you  
Sleepy, grumpy,  
And tired.



2 Practice in pairs. Person A says *Early to Bed* first, then Person B says *Late to Bed*. Then change.





# Challenge Time!

## 3 What's the matter?



Can you listen, read, and match with the pictures?  
Mime and practice in pairs.

1 I have a headache.  
Did you play too many computer games?  
Yes, I did. I know I shouldn't, but the new games were really exciting!

4



2 I have a toothache.  
Do you brush your teeth every day?  
Well, usually. But sometimes I forget.



3 I have a stomachache.  
Did you have breakfast in the morning?  
No, I didn't. I know I should, but I wasn't hungry.

2



4 I have an earache.  
Do you clean your ears?  
Well, I try. But sometimes I forget.

3



### I Can ...

- read and practice the *Early to Bed* chant by myself.
- ask and answer questions about aches and give reasons.





# Phonics

1 Listen, point, and practice.



ur



purple

ir



bird

2 Listen and complete the words. Use *ur* or *ir*.



sh i r t



g i r l



t u r tle



b u r ger



3 Read and then listen.



## Story of a Horse from a Farm

A horse from a farm asked a purple bird in the park, "Do you like corn?" "Yes, I do," answered the purple bird. And chirp, chirp, she flew away.



## Advice Time

Good health is a crown the healthy wear that only the sick can see.





# Challenge Time!

## 4 Clothing Store



Can you be a storekeeper and do the shopping dialogue with a partner?

### Clothing Store

Girls' Clothes	Boys' Clothes
scarf SAR 80	T-shirt SAR 100
belt SAR 20	jacket SAR 160
skirt SAR 160	trousers SAR 160
uniform SAR 280	sweater SAR 60

Can I help you?

Which one?  
This one?

Yes, please.  
I want a sweater.

Yes, thanks.  
How much is it?

It's 60 SAR.

Here you go.

Here's your change.

Thank you and good-bye.

Good-bye.

### I Can ...

- say, read, and write words with *ur* and *ir*.
- do a shopping dialogue with a partner.

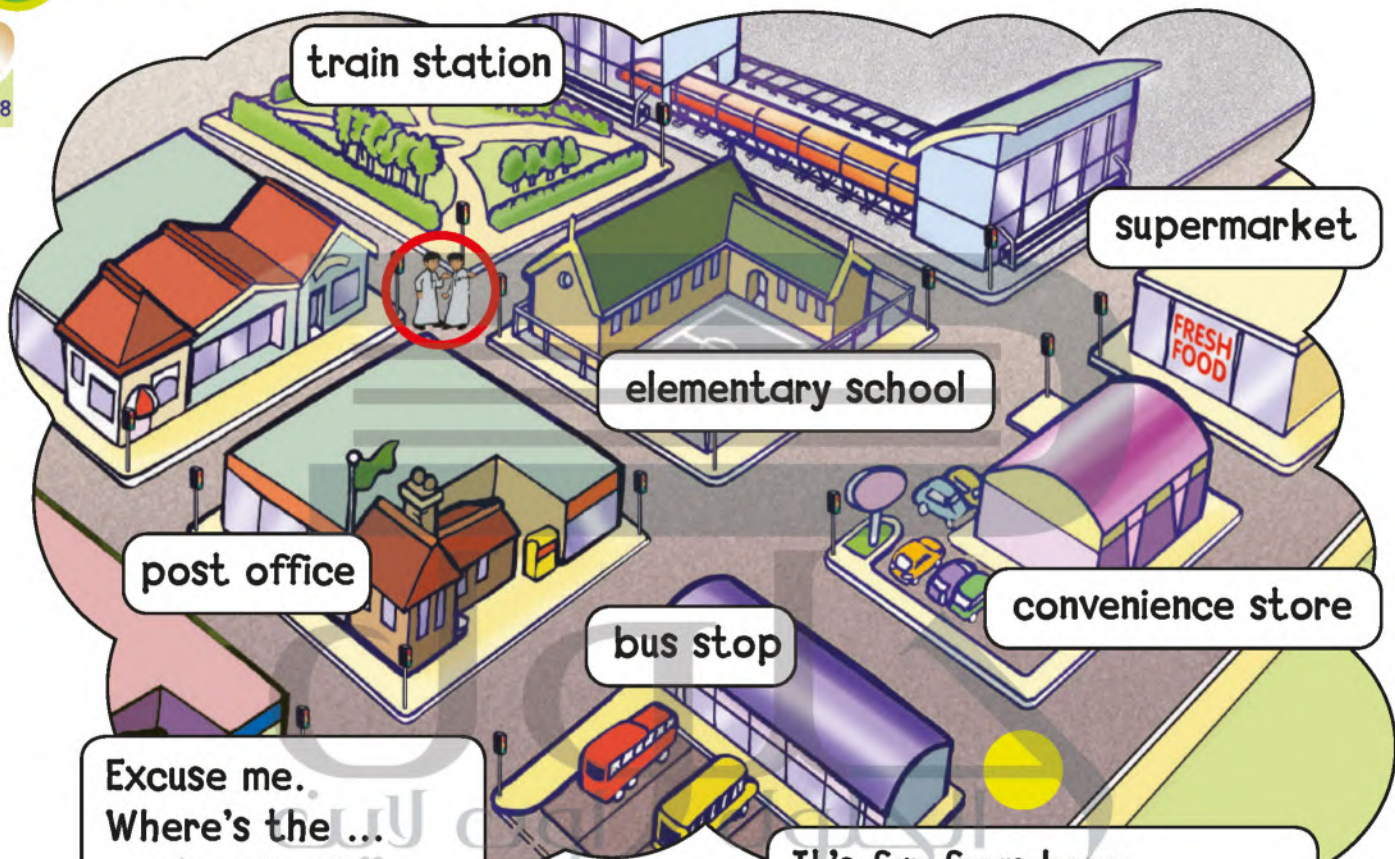




# Unit 5 Hanging Out in Town

## Finding Out Time

1 Listen and practice. Then act out in pairs.



Excuse me.  
Where's the ...  
post office?  
train station?  
convenience store?  
supermarket?  
elementary school?  
bus stop?

It's far from here.  
It's near here.  
It's about a 5-minute walk.  
It's only a few minutes.  
It's right over there.  
It's just around the corner.

Is it far?  
How long  
does it take?






# Challenge Time!

## 2 Showing the Way



Can you give a partner directions to a place?  
Use the map on page 34. Start at the yellow circle.



go straight, keep walking,  
turn right at the next signal,  
turn left at the next / second corner

It's on your right.  
It's on your left.  
It's in front of you.  
It's behind you.  
It's opposite the bus stop.  
It's next to the school.

### I Can ...

- tell a partner how to get to two places on the map.
- give someone directions in my town when I'm asked.





# Grammar in Action

## 1 Listen and chant *Going To*.



1. I want a stapler and staples.

**I'm going** to the stationery store.



2. You want some candy.

**You're going** to the candy store.



3. My brother wants a new DVD.

**He's going** to the DVD store.



4. Mom wants some bread and cakes.

**She's going** to the bakery.



5. We want some books.

**We're going** to the bookstore.



6. Grandma and Grandpa want some flowers and pots.

**They're going** to the flower store.



## 2 Listen and practice. Then do it in pairs.



<b>I'm going</b>	<b>We're going</b>
<b>You're going</b>	<b>You're going</b>
<b>He's / She's going</b>	<b>They're going</b>



# Challenge Time!

## 3 Shopping Game

Can you play the Shopping Game and beat a partner?



Where are you going?

bakery	stationery store	coffee shop
DVD store	bookstore	flower store
butcher shop	convenience store	supermarket



What do you want?

a stapler	some candy	a new DVD
some bread and cakes	some books	some flowers and pots
some meat	a newspaper	some eggs

That's right! Well done. It's fun. Let's do it again.



### I Can ...

- say six names of stores.
- say what I want and where I'm going to buy it.







رابطہ المدارس الرقمية

www.iien.edu.sa

# Reading and Writing

there is    there was

1 Listen and read. Then chant.



## There Was a Little Green House

There was a little green house,  
 And in the little green house,  
 There was a little brown house,  
 And in the little brown house,  
 There was a little yellow house,  
 And in the little yellow house,  
 There was a little white house,  
 And in the little white house,  
 There was a little red heart.

Example:

There was a little green box,  
 And in the little green box,  
 There was a little brown box,  
 And in the little brown box,  
 There was a little yellow box,  
 And in the little yellow box,  
 There was a little white box,  
 And in the little white box,  
 There was a little red ball.



2 Change "house" to something else and chant in pairs.



box

bottle

fish

book

doll

letter





# Challenge Time!

There are ...  
There were ...

## 3 Write, Draw, and Present



Can you write your own version of the *There Was a Little Green House* chant and add pictures?  
Use words for rooms and things in the rooms.

### A Big White House

There was a big white house,

And in the big white house,

There were two floors.

And on the first floor,

There was a living room,

And next to the living room,

There was a dining room.

And on the second floor,

There were two bedrooms,

And in the bedrooms,

There were beds, chairs, and clothes.

Talk about the rooms in your house and the things in them.

### I Can ...

- read and chant the *There Was a Little Green House* chant.
- write my own version of the *There Was a Little Green House* chant, add my own pictures, and present it.





# Phonics

**1** Listen, point, and practice.



**u\_e**  
cube










**ue**  
barbecue



**2** Listen and number. Then unscramble the letters and write.



	stuesi <u>1: tissue</u>		deTsuya <u>2: Tuesday</u>	
	tuec <u>3: cute</u>		eguh <u>1: huge</u>	
	ubel <u>2: blue</u>		eulg <u>1: glue</u>	uqmsoe <u>2: mosque</u>

**3** Unscramble the words and write the sentences. Begin with a capital letter.

garden have barbecues like to in our in


June we **We like to barbecues in our garden in June**

gave of glue my friend me a huge bottle

**My friend gave me a huge bottle of glue**

**Advice Time**

He who shows you the right way, is the same one who follows it.






# Challenge Time!

## 4 Signs



Can you read the signs?

1. **No Parking**
2. **keep off grass**
3. **No skateboards**
4. **No bicycles**
5. **No shouting**
6. **Library**
7. **Warning! Please Switch Off All Cell Phones**
8. **Please Do Not Litter**
9. **No Eating No Drinking**
10. **No Balls**



### I Can ...

- say, read, and write words with *u\_e* (clever *e*) and *ue*.
- read six signs in my town in English.





# Unit 6 My Dream Vacation

## Finding Out Time

1 Listen and practice. Then do it in pairs.



Examples:

S1: Where are you going?

S2: I'm going to Sydney.

S1: How long does it take to get there?

S2: It takes about sixteen hours.

S1: What are you going to do there?

S2: I'm going to stay at an English camp.

S1: Where are you going?

S2: I'm going to Vancouver.

S1: How long does it take to get there?

S2: It takes about fifteen hours.

S1: What are you going to do there?

S2: I'm going to do sightseeing.

S1: Where are you going?

S2: I'm going to Dubai.

S1: How long does it take to get there?

S2: It takes about two hours.

S1: What are you going to do there?

S2: I'm going to shop.



three / four /  
/ nine hours.



When  
you g



What are you going to do there?

I'm going ... sightseeing / skiing / diving / stay at an English camp.



# Challenge Time!

## 2 In-Flight Ordering



Can you be a flight attendant and take an order from a partner?

Example:

S1: Good evening. What would you like to drink?

S2: Hi. I'd like some water, please.

S1: Water, or cola?

S2: Water, please.

S1: Here you go.

S2: Thank you.

S1: You're welcome.

S1: Good evening. What would you like to eat?

S2: Hi. I'd like some noodles, please.

S1: Noodles or rice?

S2: Noodles, please.

S1: Here you go.

S2: Thank you.

S1: You're welcome.

S1: Good evening. What are you going to drink after dinner?

S2: Hi. I'd like some tea, please.

S1: Tea or green tea?

S2: Green tea, please.

S1: Here you go.

S2: Thank you.

S1: You're welcome.



ne.  
 e juice, water, or cola?  
 odles or rice?  
 en tea, or juice?



- do a dialogue between a flight attendant and a customer with a partner.





## Grammar in Action

### 1 Listen and chant *Going To + Verb*.



1. **I'm going to visit** the city of Abha in Asir.



2. **You're going to watch** camel races in Riyadh.



3. **He's going to visit** the Children's Art Show at the Kingdom Tower.



4. **She's going to shop** in Dubai.



5. **We're going to go** rock climbing in the Wadi Rum Reserve, in Jordan.



6. **They're going to eat** traditional dishes in Lebanon.



### 2 Listen and practice. Then chant in pairs.



<b>I'm going to visit</b>	<b>We're going to visit</b>
<b>You're going to visit</b>	<b>You're going to visit</b>
<b>He's / She's going to visit</b>	<b>They're going to visit</b>



# Challenge Time!

## 3 Travel and Do

Can you play Travel and Do and beat a partner?



Where are you going?

Najran	Lebanon	Jordan
Dubai	Jeddah	Dammam
Riyadh	Oman	Jizan



What are you going to do there?

ride	drive	shop
climb	eat	swim
visit	camp	watch

Only two more! You've got it!



### I Can ...

- chant the *Going To + Verb* chant.
- say where I want to go on my trip and what I want to do there.







# Reading and Writing

رؤية  
VISION  
2030

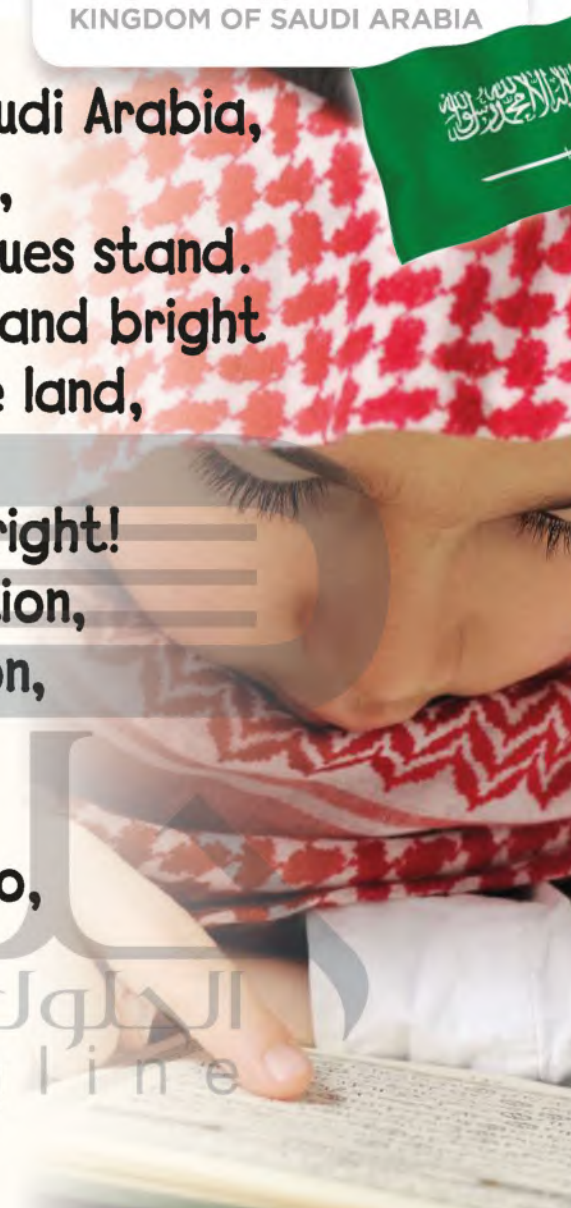


المملكة العربية السعودية  
KINGDOM OF SAUDI ARABIA

1 Listen and read. Then chant.



This is the Kingdom of Saudi Arabia,  
 A great and blessed land,  
 Where the two Holy Mosques stand.  
 The future will be strong and bright  
 For all the children of the land,  
 The vision will come true  
 And all will be good and right!  
 With the faith of the nation,  
 With health and education,  
 The vision will come true  
 For all the population!  
 The ships will come and go,  
 From all over the globe.  
 Businesses big and small,  
 The Kingdom they will call  
 The leader of them all!



2 Match with the pictures.

1. small

2. globe

3. business

4. leader



3



4



1



2





# Challenge Time!

Why did you ...?  
Because it's so cute.  
Because I was very thirsty.

## 3 Read, Match, and Present



Can you read, match, and complete the chant with these phrases? Listen and check.

very sleepy   very hungry   very thirsty   so cute

### My Little Brother ...

Why did you eat all the soup?

Because I was very hungry.

Why did you drink all the juice?

Because I was very thirsty.

Why did you take my panda?


Because it's so cute!

And why did you sleep in my bed?

Because I was very sleepy.

You have a bed!

Yours is nicer!



## 4 Change the words and write your own chant with your partner. Comment on each other's chants.

### I Can ...

- read the *Vision 2030 Kingdom of Saudi Arabia* chant by myself.
- write my own chant, add my own pictures, and present it with my opinion.





# Phonics

## 1 Can you read these words?



<b>1. Sounds and Letters</b>	<b>2. Days</b>
beautiful, clouds, seas, enough, interesting, silently, white, shining, barbecue, laughing, photo, square, scarf, squid	Sunday, Monday, Tuesday, Wednesday, Thursday, Friday, Saturday
<b>3. Months</b>	<b>4. Pronouns</b>
January, February, March, April, May, June, July, August, September, October, November, December	I, you, he, she, it, we, they
	mine, yours, his, hers, ours, theirs
	me, you, him, her, us, them

## 2 Listen, read, and chant.

Boy: I went to the mall and bought a new jacket.  
I put it on, but it was too small.  
I took it back and got a bigger one.  
I put it on, but it wasn't big enough.  
What can I do?



I put it on, but it wasn't big enough.  
What can I do?

## 3 Write more verses for the chant with different things.

### Advice Time

He who lives sees many things, and he who travels sees many more.





# Challenge Time!

## 4 Holiday Postcard



Can you pick one place you want to go and write a postcard from your trip?

Sunday, August 7th  
 From Honolulu  
 Dear Saeed,  
 How are you? I'm in Hawaii.  
 It took six hours to fly here.  
 I'm having a great time in Honolulu.  
 I'm learning to surf. It's great!  
 See you soon,  
 Billy



Monday, July 5th

From Rome

Dear Bandar,

How are you? I'm in Italy.

It took six hours to fly here.

I'm having a great time in Rome.

I'm eating pizza. It's great!

See you soon,

Eddy

### I Can ...

- read different words on my own and use *too* or *enough* to say if something is the right or wrong size, price, etc.
- read and write a short postcard from my trip.



GOAL 47



GOAL 48





# Long Vowels and Clever e

CD4 O2 1 Listen and say.

CD4 O3 2 Point and say the key words. Then listen and check.

a\_e



e\_e



i\_e






Phonics Toolbox		
tap	+ e	= tape
pet	+ e	= Pete
pin	+ e	= pine
hop	+ e	= hope
cube	+ e	= cube



o\_e



u\_e



- ③ Practice in pairs. Say and spell the words.
- ④ Word Race. Write as many words as you can with Long Vowels and Clever e.





# Polite Vowels

CD4 O4 1 Listen and say.

CD4 O5 2 Point and say the key words. Then listen and check.

ai



-ay



ea



ee





-ey



-ie



oa



-oe



-ow



ui

-ue



3 Word Race. Write as many words as you can with Polite Vowels.





# Vowel Digraphs and Murmuring Sounds


CD4 O6 **1** Listen and say.

CD4 O7 **2** Point and say the key words. Then listen and check.


**ou**



**ow**



**-oo (short)**



**-oo (long)**



**au**



**aw**



**oi**



**-oy**





ar



park



farm

or




horse




corn

ur



turtle



purple



nurse

ir



bird



shirt



circle

-or



doctor

wor



work



world

-er



teacher



hamster

③ Spelling Bee. Write and say as many words as you can with Vowel Digraphs and Murmuring Sounds. Play in class.



# Consonant Digraphs


CD4 08 **1** Listen and say.

CD4 09 **2** Point and say the key words. Then listen and check.

## sh




## ch



## ph



## wh





Phonics Toolbox			
s + h = sh	t + h = th		
c + h = ch	t + h = th		
p + h = ph	n + g = -ng		
w + h = wh	c + k = -ck		

th



th



-ng



-ck






# Consonant Blends


CD4 10 **1** Listen and say.

CD4 11 **2** Point and say the key words. Then listen and check.

**bl**




**br**



**cl**



**cr**





Phonics Toolbox

b + l = bl  
b + r = br  
c + l = cl  
c + r = cr

p + l = pl  
p + r = pr  
f + l = fl  
f + r = fr

g + r = gr  
s + n = sn  
s + p = sp  
s + t = st

pl



pr



More Blends

fl



fr



gr



sn



spr



st





# More Rules


CD4 12 **1 Listen and say.**

CD4 13 **2 Point and say the key words. Then listen and check.**

## kn



## igh



## wr



## -le (ending)






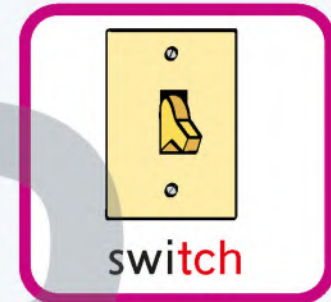
**-tion (ending)**



**-ture (ending)**



**-tch (ending)**



**Challenge!**

CD4 14 3 Listen and complete.

knock cold on

A. knock, knock!

B. Who's there?

A. Lettuce.

B. Lettuce who?

A. Lettuce in. It's cold out here!



A. knock, knock!

B. Who's there?

A. Isabel.

B. Isabel who?

A. Isabel necessary on a bicycle?



# Picture Dictionary



bought (buy)  
p48



bottle p38



break p10



brush my teeth  
p26



candy p36



catch a cold p10



change p33



clean my room  
p2



climb p44



clothing store  
p33



cooked (cook)  
p2



do some exercise  
p26





doll p38



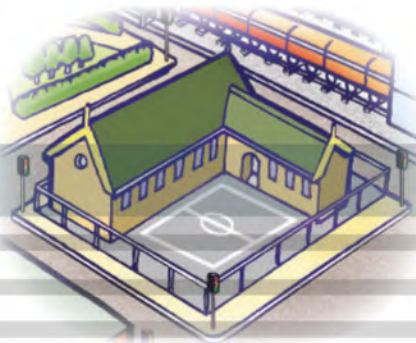
drink p26



eat three meals  
p26



eggs p37



elementary  
school p34



That's fantastic!

fantastic p3



get up p26



get first place  
p10



go to bed p26



great p3



have an  
operation p10



junk food p26





kick the ball p2



lamb p22



letter p38



lose a game p10



make a rocket  
p10



play computer  
games p2



post office p34



scarf p33



school bus p18



school uniform  
p18



see a rainbow  
p12



sign p41





(no) skateboards  
p41



skip breakfast  
p26



sleepy p30



stay home p2



stay up late p26



stuck in an  
elevator p10



studied (study)  
p2



supermarket p34



table tennis p10



team captain  
p10



trampoline p2



win (a prize) p10



# Word List

after	17	elevator	10	made	10	Sorry about that.	11
against	22	English	21	mangos	9	snowboards	9
apple juice	43	English camp	42	meals	26	social studies	21
art	21	Excuse me.	34	meat	37	sometimes	27
astronaut	46			meat sauce	7	sounds cool	19
ate	28	fantastic	2			spaghetti	7
		far	34	near	34	stapler	36
bakery	36	first place	10	never	27	staples	36
beef	43	floated by	46	newspaper	37	stationery store	36
bare	14	flower store	36			stayed	2
behind	35	fly	49	okay	2	stay up	26
Blue cheese	7	followed	22	on your left	35	store	34
bookstore	36	fruit salad	7	on your right	35	straight	35
bought	48			operation	10	stuck	10
boots	9	get	12	orange juice	43	studied	2
boring	2	get up	26	outside	4	subject	20
bottle	38	go to bed	26			suits	9
breakfast	3	goes	14	PE	20	sunlight	46
break	12	going	36	played	2	supermarket	34
broke	10	Good evening	43	points	12	switch off	41
brush my teeth	26	got	10	post office	34		
brushed	28	got up	28	practiced	2	table tennis	10
bus stop	34	grade	20	present	23	take a bath	27
butcher shop	37	grapefruit	9	principal's office	25	teachers' lounge	25
		great	2	projector	25	team captain	10
came	14	green tea	7	questionnaire	27	tennis match	12
camel races	44	grumpy	30			this year	20
candy	36			rainbow	10	thought	46
candy store	36	had	12	restaurant	7	tired	30
cakes	36	had a cake	12	ride	45	too much	26
catch	12	had an operation	10	rocket	10	too many	26
caught	12	healthy	26	rules	22	traditional dishes	44
caught a cold	10	heart	38			train station	34
change	33	how	11	sandals	9	trampoline	2
Children's Art Show	44	How many	18	saw	10	tree house	12
city	20	hundred	18	scarf	33	turn left	35
cleaned	2			scary	2	turn right	35
climb	44	in front of	35	school bus	18		
clothing store	33	introduce	19	school lunch	18	usually	27
coffee shop	37			school uniform	18		
Congratulations!	11	junk food	26	science	21	visit	44
convenience store	34	just around the		seafood	7		
cooked	2	corner	34	see	12	was	10
corner	34			share	46	was sure to go	22
cry	46	keep off	41	See you soon	49	watch TV	26
cupboard	14	keep walking	35	sick	12	watched	2
		kicked	2	shining	46	wealthy	30
diving	42			shoes	9	went	28
did	3	lamb	22	should	26	were	10
dish	44	language	21	shower	27	wise	30
do some exercise	26	last month	11	side dishes	7	won	10
Do not litter	41	last week	11	sightseeing	42	wonder	46
drank	28	last year	11	signal	35	world	46
drink	26	laugh	22	silently	46		
DVD	36	leek soup	7	skateboards	41	yesterday	11
		letter	38	skiing	42	You're welcome.	43
early	27	library	41	skip breakfast	26		
eat	27	lose	12	skis	9		
eggs	37	lost	10	sleepy	30		
elementary school	18						



## CD 1 Audio Track List

Track	Unit	Student Book Section
2	1	Exercise 1. Listen and practice
3	1	Exercise 2. Ask, Listen, and Comment
4	1	Exercise 1. Listen and practice
5	1	Exercise 2. Listen and chant
6	1	Exercise 3. Listen and practice
7	1	Exercise 4. Verb Game 1
8	1	Exercise 4. Verb Game 2
9	1	Exercise 1. Listen and read
10	1	Exercise 2. Listen and circle
11	1	Exercise 4. Ordering in a Restaurant
12	1	Exercise 1. Listen, read, and practice
13	1	Exercise 2. Listen and check
14	1	Exercise 3. Listen and circle the words
15	1	Exercise 4. In the Shopping Mall
16	2	Exercise 1. Listen and practice
17	2	Exercise 2. Ask, Listen, and Comment
18	2	Exercise 1. Listen and practice
19	2	Exercise 2. Listen and chant
20	2	Exercise 3. Listen and practice
21	2	Exercise 4. Verb Game 1
22	2	Exercise 4. Verb Game 2
23	2	Exercise 1. Listen and read
24	2	Exercise 2. Practice in pairs
25	2	Exercise 3. What did they cook?
26	2	Exercise 1. Listen, point, and practice
27	2	Exercise 2. Listen and circle
28	2	Exercise 3. Listen and read
29	2	Exercise 5. A Fun Day
30	3	Exercise 1. Listen and practice
31	3	Exercise 2. Practice in pairs
32	3	Exercise 3. My School
33	3	Exercise 1. Listen and chant
34	3	Exercise 2. Ask a partner questions
35	3	Exercise 3. Listen and practice
36	3	Exercise 4. Subject Race 1
37	3	Exercise 4. Subject Race 2
38	3	Exercise 1. Listen and read
39	3	Exercise 2. Practice in pairs
40	3	Exercise 3. Listen, Match, and Present

## CD 2 Audio Track List

Track	Unit	Student Book Section
2	3	Exercise 1. Listen, point, and practice
3	3	Exercise 2. Listen and complete the words
4	3	Exercise 4. My School
5	4	Exercise 1. Listen and practice
6	4	Exercise 2. Healthy Life Test
7	4	Exercise 1. Listen and chant
8	4	Exercise 2. Ask a partner questions
9	4	Exercise 3. Listen and practice
10	4	Exercise 4. Verb Game 1
11	4	Exercise 4. Verb Game 2
12	4	Exercise 1. Listen and read
13	4	Exercise 3. What's the matter?

14	4	Exercise 1. Listen, point, and practice
15	4	Exercise 2. Listen and complete the words
16	4	Exercise 3. Read and then listen
17	4	Exercise 4. Clothing Store
18	5	Exercise 1. Listen and practice
19	5	Exercise 2. Showing the Way
20	5	Exercise 1. Listen and chant
21	5	Exercise 2. Listen and practice
22	5	Exercise 3. Shopping Game
23	5	Exercise 3. What do you want?
24	5	Exercise 1. Listen and read
25	5	Exercise 2. Chant in pairs
26	5	Exercise 3. Write, Draw, and Present
27	5	Exercise 1. Listen, point, and practice
28	5	Exercise 2. Listen and number
29	5	Exercise 4. Signs
30	6	Exercise 1. Listen and practice
31	6	Exercise 2. In-Flight Ordering
32	6	Exercise 1. Listen and chant
33	6	Exercise 2. Listen and practice
34	6	Exercise 3. Travel and Do
35	3	Exercise 3. What are you going to do there?
36	3	Exercise 1. Listen and read
37	3	Exercise 3. Read, Match, and Present
38	3	Exercise 1. Can you read these words?
39	3	Exercise 2. Listen, read, and chant
40	3	Exercise 3. Holiday Postcard

## CD 3 Audio Track List

Track	Unit	Workbook Section
2	1	Exercise 1. Fill in the missing words
3	1	Exercise 1. Listen and practice
4	1	Exercise 1. Listen and practice
5	1	Exercise 1. Listen and write
6	1	Exercise 1. Listen and fill in the missing words
7	1	Exercise 1. Listen and practice
8	1	Exercise 1. Listen and match pictures and letters
9	1	Exercise 1. Listen and practice
10	2	Exercise 1. Listen and match
11	2	Exercise 1. Listen and practice
12	2	Exercise 1. Listen and fill in the chart
13	2	Exercise 1. Listen and draw lines
14	2	Exercise 1. Fill in the missing words
15	2	Exercise 1. Listen and practice the opinions
16	2	Exercise 1. Listen, match, and practice
17	2	Exercise 1. Listen and complete the missing words
18	3	Exercise 1. Listen and practice
19	3	Exercise 2. Listen and write
20	3	Exercise 1. Listen and fill in the missing words
21	3	Exercise 1. Fill in the missing words
22	3	Exercise 1. Fill in the missing words

23	3	Exercise 1. Write and circle the words you hear
24	3	Exercise 1. Listen and circle the words you hear
25	3	Exercise 2. Answer the questions
26	4	Exercise 1. Listen and match with the pictures
27	4	Exercise 3. Listen and then write
28	4	Exercise 1. Listen and check the correct box
29	4	Exercise 2. Listen and fill in the chart
30	4	Exercise 1. Listen and fill in the missing words
31	4	Exercise 1. Listen and match
32	4	Exercise 1. Listen and match
33	4	Exercise 2. Listen and fill in the missing words
34	5	Exercise 1. Listen and fill in the missing words
35	5	Exercise 1. Listen and draw
36	5	Exercise 1. Listen and match
37	5	Exercise 1. Listen and fill in the missing words
38	5	Exercise 1. Listen and practice
39	5	Exercise 2. Listen and fill in the missing words
40	5	Exercise 1. Listen and fill in the missing letters
41	5	Exercise 1. Listen and match
42	6	Exercise 1. Listen and practice
43	6	Exercise 1. Listen and practice
44	6	Exercise 1. Listen and match with the pictures
45	6	Exercise 1. Listen and draw lines
46	6	Exercise 1. Listen and fill in the missing words
47	6	Exercise 1. Answer the questions
48	6	Exercise 1. Listen, find, and circle
49	6	Exercise 1. Listen and read

## CD 4 Audio Track List

Track	Unit	More! Section
2	1	Exercise 1. Listen and say
3	1	Exercise 2. Point and say the key words
4	2	Exercise 1. Listen and say
5	2	Exercise 2. Point and say the key words
6	3	Exercise 1. Listen and say
7	3	Exercise 2. Point and say the key words
8	4	Exercise 1. Listen and say
9	4	Exercise 2. Point and say the key words
10	5	Exercise 1. Listen and say
11	5	Exercise 2. Point and say the key words
12	6	Exercise 1. Listen and say
13	6	Exercise 2. Point and say the key words
14	6	Exercise 3. Listen and complete



الحد الأدنى	By the end of grade six students will be able to:	الفترة Session				
		الأولى 1 <sup>أ</sup>	الثانية 2 <sup>أ</sup>	الثالثة 3 <sup>أ</sup>	الرابعة 4 <sup>أ</sup>	الخامسة 5 <sup>أ</sup>
×	Recognise and produce the consonant sound for <i>ph</i> as in 'photo', <i>gh</i> as in 'laugh'.			✓		1/7/6
×	Recognise and differentiate between the sounds of the <i>s</i> or <i>es</i> endings of third person singular Present Simple, as in 'walks', as in 'reads' and as in 'teaches'.		✓			2/7/6
×	Recognise and produce long vowels: <i>ea</i> as in 'teacher', <i>ee</i> as in 'tree', <i>i e</i> as in 'rice', <i>ie</i> as in 'pie', <i>ay</i> as in 'play', <i>ai</i> as in 'train'.	✓				3/7/6
×	Recognise and produce some English digraphs: <i>oa</i> as in 'goat' and <i>ow</i> as in 'yellow', <i>ou</i> as in 'mouth' and <i>ow</i> as in 'brown', <i>ow</i> as in 'window' and <i>ow</i> as in 'town', <i>ere</i> as in 'where', <i>air</i> as in 'hair' and <i>ear</i> as in 'wear'.	✓				4/7/6
×	Recognise and produce some English digraphs: <i>oi</i> as in 'oil' and <i>oy</i> as in 'toy'.	✓				5/7/6
×	Recognise and produce long vowels and the <i>schwa</i> sound as in 'car', as in 'forty', as in 'brother'.		✓			6/7/6
×	Recognise and produce long vowels: <i>u</i> as in 'huge' and <i>ue</i> as in 'barbecue', <i>ur</i> as in 'purse' and <i>ir</i> as in 'bird'.				✓	7/7/6
	Recognise and produce consonant endings: <i>nk</i> as in 'bank', <i>ng</i> as in 'spring', <i>ck</i> as in 'clock', <i>nd</i> as in 'sand', <i>nt</i> as in 'tent'.		✓	✓		8/7/6
	Recognise and produce the consonant blends: <i>sk</i> as in 'skate', <i>sq</i> as in 'square' and <i>sc</i> as in 'scarf'.			✓		9/7/6
×	Recognise the silent <i>gh</i> as in 'night' and the silent <i>k</i> as in 'knee'.		✓			10/7/6
×	Ask questions using What, Who, Where, Why, Whose.	✓	✓	✓	✓	11/7/6
×	Identify countable and uncountable nouns (some - any) and ask and answer about quantity using <i>How much</i> and <i>How many</i> .			✓		12/7/6
×	Identify and talk about family and friends using the verb <i>to be</i> (Affirmative, Negative, Questions, Short Answers), the verb <i>to have</i> and possessive adjectives, <i>can/can't</i>	✓				13/7/6
×	Tell the time (o' clock, half past, a quarter to, a quarter past).		✓			14/7/6
×	Talk about everyday activities using the Present Simple (Affirmative - Questions - Short answers - Negative) and adverbs of frequency (always, sometimes, never).		✓	✓		15/7/6
×	Talk about occupations.		✓			16/7/6
×	Talk about activities happening at the moment of speaking using the Present Progressive (Affirmative - Negative - Questions - Short answers).		✓			17/7/6
×	Talk about sports and household chores.	✓	✓			18/7/6
×	Describe location (on, in, under, next to, between, opposite, in front of, behind).			✓	✓	19/7/6
×	Talk about possession using possessive pronouns (mine, yours, his, hers), <i>Whose</i> and the Possessive Case ('s).	✓				20/7/6
×	Talk about different items in a house using <i>There is / There are</i> .	✓		✓		21/7/6
×	Identify and talk about food.			✓		22/7/6
	Order at a restaurant using <i>I'd like</i> .	✓		✓	✓	23/7/6
	Give directions.				✓	24/7/6
×	Talk about rules using the imperative.			✓	✓	25/7/6
	Use subject and object personal pronouns (I, you, he, etc. / me, you, him, etc.).	✓	✓	✓	✓	26/7/6
×	Identify places in a town using the Past Simple of the verb <i>to be</i> .				✓	27/7/6
×	Talk about the different times of the day (in the afternoon, in the evening).		✓	✓	✓	28/7/6
	Use prepositions of time (in, on, before, at, after).		✓	✓	✓	29/7/6
×	Talk about the past and describe past experiences using the Past Simple of the verb <i>to be</i> and <i>There was / There were / There wasn't / There weren't</i> .			✓	✓	30/7/6
	Talk about past activities and events (Past Simple of regular and irregular verbs).		✓	✓	✓	31/7/6
	Make comparisons, e.g. people, animals, using the comparative and superlative form.	✓				32/7/6
	Talk about future plans using <i>going to</i> .				✓	33/7/6
	Use conjunctions (because, and, but).	✓	✓	✓	✓	34/7/6
	Use intensifiers (so, very).	✓		✓	✓	35/7/6
×	Follow a simple text while listening to the audio recording.	✓	✓	✓	✓	36/7/6
	Understand the main idea and/or basic information in short monologues or dialogues.	✓	✓	✓	✓	37/7/6
×	Read and count cardinal numbers to 1000.		✓			38/7/6
×	Read and comprehend simple sentences and simple texts.	✓	✓	✓	✓	39/7/6
×	Read simple illustrated stories.		✓	✓	✓	40/7/6
×	Recognise basic rules of punctuation.	✓	✓	✓	✓	41/7/6
	Understand the main idea and specific information in short simple texts.	✓	✓	✓	✓	42/7/6
	Associate verbal with visual information.	✓	✓	✓	✓	43/7/6
×	Apply basic rules of punctuation (e.g. use capital letters, full stops, question marks, exclamation marks).	✓	✓	✓	✓	44/7/6
×	Write short simple words/phrases to complete a paragraph.	✓	✓	✓	✓	45/7/6
×	Write simple sentences to convey personal information.	✓	✓	✓	✓	46/7/6
×	Write short answers to simple questions.	✓	✓	✓	✓	47/7/6
×	Use the definite and indefinite article (a/an/the).	✓	✓	✓	✓	48/7/6
	Link ideas with <i>and</i> , <i>then</i> .	✓	✓	✓	✓	49/7/6





WORKBOOK

6

WE CAN!

حلول  
الجلول اون لاين  
hulul.online

Mc  
Graw  
Hill







## Contents

Workbook		
Unit 1	Fun on the Weekend	71
Unit 2	Life's Ups and Downs	79
Unit 3	My School is Cool!	87
Unit 4	A Healthy Life	95
Unit 5	Hanging out in Town	103
Unit 6	My Dream Vacation	111





## Goal 01 • Fun on the Weekend: Finding Out Time

I can ask a partner about his or her weekend and get the answers.

Name \_\_\_\_\_ Class \_\_\_\_\_

### 1 Fill in the missing words. Then listen and check.



**A** What did you do over the weekend?



**A** That's boring.

**A** That's fantastic.

**A** That's great!

**B** I cleaned  
my room.

**B** I spoke with my friend  
on the phone.

**B** I played  
computer games.



boring, fantastic, great

cleaned, spoke, played

### 2 Read and practice.

- |                    |                         |
|--------------------|-------------------------|
| 1. clean - cleaned | 2. practice - practiced |
| 3. watch - watched | 4. kick - kicked        |
| 5. play - played   | 6. study - studied      |
| 7. cook - cooked   | 8. stay - stayed        |

### 3 Write A, B, or C.



A: A DVD about sharks is ...  B good for you.

B: A big breakfast is ...  A scary.

C: A trampoline is ...  C fun.





## Goal 02 - Fun on the Weekend: Finding Out Time

I can listen to someone's answer about what he or she did over the weekend and make a comment.

Name \_\_\_\_\_ Class \_\_\_\_\_



### 1 Listen and practice.



1. That's fantastic!

2. That's great!

3. That's okay.



4. That's boring.

5. That's scary!



### 2 Read and write your comments.

1. Asma watched a documentary about sharks.

That's scary!

2. Fahad kicked a ball for three hours.

That's okay.

3. Amal studied for two hours.

That's boring

4. Imad cooked breakfast.

That's great!

5. Rana practiced English for three hours.

That's fantastic!

### 3 Write A, B, or C.



A: They ... computer games.

B watched

B: She ... a documentary.

A played

C: I ... my room.

C cleaned



**Goal 03 - Fun on the Weekend: Grammar in Action**

I can say the past form of six regular verbs.

Name \_\_\_\_\_ Class \_\_\_\_\_



**1 Listen and practice.**



**1. Add t, t, t, t.**

1. practiced    2. watched    3. cooked    4. kicked

**2. Add d, d, d, d.**

1. cleaned    2. stayed    3. played    4. studied

**2 Write the sentences in the past tense.**

1. I practice English every day.

Yesterday I practice English yesterday



2. Sabah cooks a big breakfast every day.

Yesterday Sabah cooks a big breakfast yesterday




3. Fahad kicks a football every day.

Yesterday Fahad kicks a football yesterday



4. We stay at home every day.

Yesterday We stay at home yesterday



**3 Write A, B, or C.**



A: Saeed ... a ball.     B played

B: Jim ... basketball.     A studied

C: He ... math.     C kicked





**Goal 04 - Fun on the Weekend: Grammar in Action**

I can say two things that I did over the weekend.

Name \_\_\_\_\_ Class \_\_\_\_\_



**1 Listen and write the numbers in the squares.**



a. **8**

b. **4**

c. **5**

d. **1**

e. **6**

f. **7**

g. **3**

h. **2**

**2 Read the sentences and circle A or B about yourself.**

A = So did I. B = I didn't.

- |                                                |   |   |
|------------------------------------------------|---|---|
| 1. Ali watched a DVD over the weekend.         | A | B |
| 2. They cleaned the car over the weekend.      | A | B |
| 3. You played outside over the weekend.        | A | B |
| 4. Abdullah studied a little over the weekend. | A | B |
| 5. Imad watched TV for three hours last night. | A | B |
| 6. Fahad practiced skating last week.          | A | B |
| 7. Mohammed kicked his new football.           | A | B |
| 8. Fatimah cooked dinner last night.           | A | B |

**3 Write A, B, or C.**



- A: Pete cooked breakfast because he was ...  B sick.
- B: Sahar stayed home because she was ...  A hungry.
- C: I cleaned my room because it was ...  C messy.





**Goal 05 - Fun on the Weekend: Reading and Writing**

I can read, ask, and answer questions with *How many* and *How much* and make sentences with *some* and *any*.

Name \_\_\_\_\_ Class \_\_\_\_\_



**1 Listen and fill in the missing words.**



much    many

- How much flour do we need to make a cake? 3 cups.
- How many eggs do we need? I think we need 4 eggs.
- How many tomatoes are there in the fridge? 6 tomatoes.
- How much milk do you drink in the morning? About 2 cups.
- How many apples do we need for the apple pie? I don't know.

some    any

- We have some sugar, but we don't have any milk.
- We have some apples, but we don't have any bananas.
- There is some orange juice in the kitchen.
- There isn't any oil in the bottle.
- There are some chocolates in the box.

**2 Write A, B, or C.**



A: How much ...  B tomatoes do we need?

B: How many ...  A /  C milk do we need?

C: How much ...  A /  C cheese do we need?



**Goal 06 • Fun on the Weekend: Reading and Writing**

I can read an English menu and order at a restaurant.

Name \_\_\_\_\_ Class \_\_\_\_\_



**1 Listen and practice. Fill in the missing words.**



What would you like?

I'd like a burger and fries please.

Sure. Just a moment.

**2 Use the example in Exercise 1 and write your own dialogues.**

1. What would you like?

I'd like pizza and cola.

Sure. Just a moment.

2. What would you like?

I'd like rice and meat.

please. Just a moment.



**3 Write A, B, or C.**



A: A dish is sometimes ...

B round.

B: The moon is sometimes ...

C oval.

C: A spoon is usually ...

A square.







## Goal 07 - Fun on the Weekend: Phonics

I can say, read, and write words ending in *nd* and *nt*.

Name \_\_\_\_\_ Class \_\_\_\_\_




1 Listen and match pictures and letters. Then write the words.


\_\_\_\_\_ sand \_\_\_\_\_

\_\_\_\_\_ tent \_\_\_\_\_




\_\_\_\_\_ hand \_\_\_\_\_


nd      nt



\_\_\_\_\_ paint \_\_\_\_\_



\_\_\_\_\_ stand \_\_\_\_\_



\_\_\_\_\_ plant \_\_\_\_\_

2 Fill in the missing words and chant.

There is sand all around,  
 There is sand in my hand.  
 Golden sand in the sun!  
 There's a plant on the sand,  
 There's a plant on the sand.  
 Golden sand in the plant!

3 Write A, B, or C.



- A: Most plants are ...  yellow.
- B: I don't like black ...  green.
- C: The sand is ...  paint.







## Goal 08 - Fun on the Weekend: Phonics

I can read English store signs in town.

Name \_\_\_\_\_ Class \_\_\_\_\_



### 1 Listen and practice.



1. Billy Goats Suits and Coats
2. Blue Cow Shoes
3. Juicy Fruits
4. Snow Go!



### 2 Match with the pictures.

1. suits and coats f
2. books and magazines d
3. boots and shoes b
4. fruits and vegetables c
5. ice cream and drinks e
6. sandwiches and burgers a



### 3 Write A, B, or C.



A: You can buy sandals at ...

B: You can buy mangos at ...

C: You can buy a snowboard at ...

C a sports store.

B a fruit store.

A a shoe store.





## Goal 09 - Life's Ups and Downs: Finding Out Time

I can talk about a good or a bad thing that happened to me in the past.

Name \_\_\_\_\_ Class \_\_\_\_\_

### 1 Listen and match.



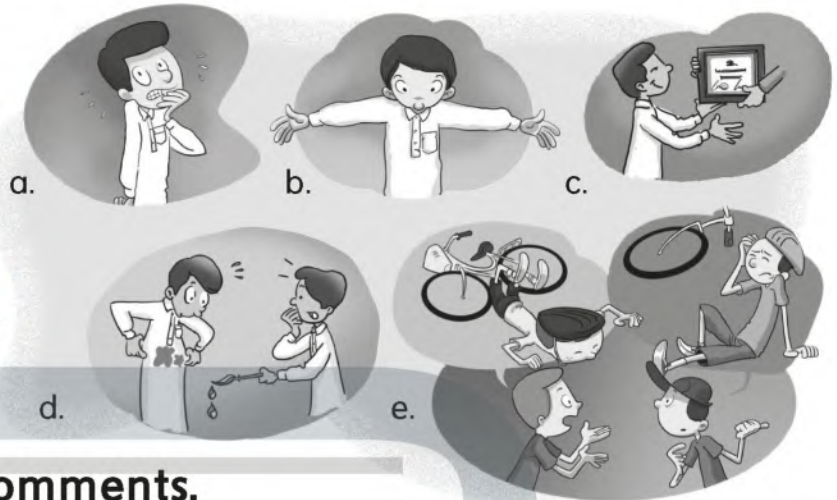
1. Congratulations! c

2. So did I. e

3. How strange! b

4. Sorry about that. d

5. How scary! a



### 2 Read and write your comments.

1. I won a table tennis game.

\_\_\_\_\_

2. I saw a beautiful shooting star.

\_\_\_\_\_

3. We lost a basketball game by 20 to 8.

\_\_\_\_\_

4. We were stuck in a train.

\_\_\_\_\_

### 3 Write A, B, or C.



A: I ... my leg.

B: I ... a cold.

C: I ... first place in a race.

caught

got

broke





## Goal 10 • Life's Ups and Downs: Finding Out Time

I can quickly make comments about what happened in the past.

Name \_\_\_\_\_ Class \_\_\_\_\_



### 1 Listen and practice.



#### Good things

I saw a UFO / some balloons in the sky / a hang glider / a big bird.

I tried cooking for the first time / snowboarding / volleyball.

I went to an art gallery / a big festival / Australia.

#### Bad things

I broke my leg / my arm / my finger.

I had an operation / a bad cold / a fight.

I lost a football game / a race / a computer game.

### 2 Write one good thing and one bad thing that happened to you last year.

#### Good thing

\_\_\_\_\_

\_\_\_\_\_

#### Bad thing

\_\_\_\_\_

\_\_\_\_\_

### 3 Write A, B, or C.



A: It's May 17th today. Yesterday was ...  2019

B: It's July this month. Last month was ...  June.

C: It's 2020 this year. Last year was ...  May 16th.





## Goal 11 - Life's Ups and Downs: Grammar in Action

I can say the past form of six irregular verbs.

Name \_\_\_\_\_ Class \_\_\_\_\_

### 1 Listen and fill in the chart.



Present	Past	Present	Past
1. win	won	2. get	got
3. see	saw	4. is	was
5. make	made	6. lose	lost
7. catch	caught	8. have	had
9. break	broke	10. are	were

### 2 Read and write your feelings about the good and bad things.

1. I won a basketball game by 6 to 0.

I was happy

2. I was team leader.

I was excited

3. We lost a tennis match by 3 to 0.

I was sad

4. My uncle had an operation.

I was worried

5. We were stuck in an elevator.

I was scared

Hints:

I was happy.

I was sad.

I was scared.

I was worried.

I was excited.

### 3 Write A, B, or C.



A: I won ...

a game.

B: I lost ...

my leg.

C: I broke ...

my keys.



**Goal 12 - Life's Ups and Downs: Grammar in Action**

I can say two sentences using past tense irregular verbs.

Name \_\_\_\_\_ Class \_\_\_\_\_



**1 Listen and draw lines.**



Subjects	Past tense irregular verbs	Objects
1. I	6 got	a trophy.
2. My brother	2 made	a UFO. <i>saw</i>
3. My sister	won	a window. <i>broke</i>
4. Mom	3 caught	a cold. <i>caught</i>
5. Dad	4 broke	a race.
6. Grandpa	5 saw	a rocket. <i>made</i>

**2 Write two sentences about yourself using yesterday / last week / last month / last year. *Student's answer***

1. \_\_\_\_\_  
 \_\_\_\_\_

2. \_\_\_\_\_  
 \_\_\_\_\_

**3 Write A, B, or C.**



- A: A rainbow has seven ...  legs.  
 B: A fish has no ...  windows.  
 C: A house has some ...  colors.



**Goal 13 - Life's Ups and Downs: Reading and Writing**

I can read and write the *My Brother Khaled* chant in the past or present tense and add my own pictures.

Name \_\_\_\_\_ Class \_\_\_\_\_



- 1 Fill in the missing words with past tense verbs. Then listen and check.



**My Brother Khaled**

My Brother Khaled

went to the cupboard,

To find something to eat.

But when he got there,

The cupboard was bare,

And so he had nothing to eat.

He went to the grocer's,

To buy some fruit and milk.

But when he came back,

He was holding

an empty brown bag.

Poor Khaled!



Hints:  
was  
went  
had  
came  
got



- 2 Write A, B, or C.



A: My Brother Khaled wasn't ...

B: He didn't get ...

C: There was nothing in ...

B any food.

C the cupboard.

A happy.



**Goal 14 - Life's Ups and Downs: Reading and Writing**

I can use *some* and *any* in sentences and write a new chant.

Name \_\_\_\_\_

Class \_\_\_\_\_

**1 Listen and practice the opinions.**



I think this chant is ...  
 easy / exciting / funny / great.

Boy: I think this chant is easy  
 Boy: I think this chant is exciting  
 Boy: I think this chant is fun  
 I think this chant is great

**2 Change the words and write your own chant. Draw a picture. Add an opinion. What did you cook?**

We had some flour,  
 but we didn't have any rice.  
 We had tomatoes,  
 but we didn't have meat.  
 We had peppers,  
 but we didn't have soup.  
 We had cheese,  
 but we didn't noodles.  
 We had some mushrooms,  
 so we cooked pizza.

**3 Write A, B, or C.**



A: You put some ... in a cupboard.  C tennis

B: They sell some ... at the grocer's.  A dishes

C: You play ... but you eat fruit.  B fruit





## Goal 15 - Life's Ups and Downs: Phonics

I can say, read, and write words with *f*, *ph*, and *gh*.

Name \_\_\_\_\_ Class \_\_\_\_\_



### 1 Listen, match, and practice.



f ph gh

friends

elephant

laugh

farm

### 2 Read and put in the correct order. Then check with a partner.

Don't laugh! 3

But it's lots of fun! 4

Enough! 1

I know it's tough! 2

### 3 Write as many words as you can.

f	ph	gh
father fun — foot fruit — food	elephant - phone photo - dolphin	enough - geography rough - cough

### 4 Write A, B, or C.



A: August is ...  A money.

B: A coin is ...  B a season.

C: Autumn is ...  C a month.







## Goal 16 • Life's Ups and Downs: Phonics

I can read and rewrite a short text using *me, you, him, her, us, them.*

Name \_\_\_\_\_ Class \_\_\_\_\_

- 1 Listen and complete the missing words. Remember to use a capital letter at the beginning of sentences.



our we our us my them us me her he

Yesterday, we went to an adventure park. our father drove us there.

My sister and I saw some friends from school and played with them. Then we went on rides with our parents. It was great fun!



After the rides, Dad got me a burger. My sister didn't want one, so he got her an ice cream. We were really good, so Dad promised to take us again next week. I can't wait!

- 2 Write 3 sentences about an outing with your family.

(where you went) I went to the zoo

(what you did there) I saw many animals

(what someone got you) My father got me an ice cream

- 3 Write A, B, or C.



A: Tell ...

B: The children played with ...

C: He drove ...

A them.

B us there.

C me a story, please.





## Goal 17 - My School is Cool! Finding Out Time

I can ask a friend three questions about his or her school.

Name \_\_\_\_\_ Class \_\_\_\_\_

### 1 Listen and practice.



1. A: What's the name of your school?  
B: Bedrock Elementary School.
2. A: How many students are there in your school?  
B: About 500.
3. A: Do you have school lunch at your school?  
B: Yes, we do. Every day.
4. A: Does your school have school buses?  
B: No, it doesn't.
5. A: Do you have a school uniform?  
B: Yes, we do.
6. A: What time does your school start?  
B: It starts at 8 o'clock.



### 2 Choose a friend and write three questions you want to ask about his or her school.

1. What's the name of your school?
2. Do you have school lunch at your school?
3. Does your school have school buses?

### 3 Three Hints Quiz



Hint 1: It's a type of clothing.

Hint 2: You wear it to school.

Hint 3: Parts of it are: jackets, trousers, or skirts.

A: a school uniform





## Goal 18 • My School is Cool! Finding Out Time

I can write about my school and talk about it.

Name \_\_\_\_\_ Class \_\_\_\_\_

### 1 Listen and write about Jasmine's school.



Hi! Let me introduce my school.

The name of my school is Elementary School.

There are about 350 students in my school.

We don't have school lunch at our school.

Our school has a school bus.

Our school starts at 8:30.

### 2 Write about your school. *Student's answer*

1. My English teacher is Mrs. / Miss / Mr. \_\_\_\_\_.

2. The best place in our school is \_\_\_\_\_.

Hints: our classroom, the hall, the school yard, the library

3. My best friend at school is \_\_\_\_\_.

4. My favorite school subject is \_\_\_\_\_.

### 3 Three Hints Quiz



Hint 1: This is a person.

Hint 2: He or she works in a school.

Hint 3: He or she teaches students.

A: A teacher





## Goal 19 - My School is Cool! Grammar in Action

I can talk about my favorite subject this year and last year.

Name \_\_\_\_\_ Class \_\_\_\_\_



### 1 Listen and fill in the missing words.

This year Amal likes science.

Last year she liked art.

This year Hashim likes math.

Last year he liked English.

### 2 Write about yourself.

*Student's answer*

**My favorite subjects**

This year \_\_\_\_\_

\_\_\_\_\_

Last year \_\_\_\_\_

\_\_\_\_\_

**Our family trip**

This year \_\_\_\_\_


\_\_\_\_\_

Last year \_\_\_\_\_

\_\_\_\_\_

Hints:

math, PE, science, English, social studies, history, art, language (Arabic, English, French, etc.)



### 3 Three Hints Quiz



Hint 1: It's a subject.

Hint 2: Sometimes you draw.

Hint 3: Sometimes you use colored pens or crayons.

A: art



## Goal 20 • My School is Cool! Grammar in Action

I can say which grade I'm in this year and which grade I was in last year.

Name \_\_\_\_\_ Class \_\_\_\_\_



### 1 Fill in the missing words. Then listen and check.



1. My sister is in the second grade this year.

Last year she was in the first grade.

2. My brother is in the third grade this year.

Last year he was in the second grade.

3. Aisha is in the fourth grade this year.

Last year she was in the third grade.

4. Ali is in the fifth grade this year.

Last year he was in the fourth grade.

5. Amal is in the sixth grade this year.

Last year she was in the fifth grade.

Hints:  
first  
second  
third  
fourth  
fifth

### 2 Read the questions and write answers about yourself.

1. What subject did you like most last year?

*Student's answer*

\_\_\_\_\_

2. Which grade were you in last year?

\_\_\_\_\_

### 3 Three Hints Quiz



Hint 1: It's the name of a month.

Hint 2: It's before October and after August.

Hint 3: It's the ninth month of the year.

A: September





## Goal 21 • My School is Cool! Reading and Writing

I can read the *Rana Had a Little Lamb* chant, rewrite it in the present tense, and present it with pictures.

Name \_\_\_\_\_ Class \_\_\_\_\_

- 1 Fill in the missing words with past tense verbs. Then listen and check.



### Rana Had a Little Lamb

Rana had a little lamb.

Its fleece was white as snow.

Everywhere that Rana went,

The lamb was sure to go.

It followed her to

school one day,

Which was against


the rules.

It made the children

laugh and play,

To see a lamb at school.

Hints:  
was  
made  
went  
had  
followed



- 2 Three Hints Quiz



Hint 1: It's an animal.

Hint 2: It's the mother of a lamb.

Hint 3: It gives us wool.

A: sheep





## Goal 22 • My School is Cool! Reading and Writing

I can read and write Our English Class Rules, make a poster with pictures, and present it.

Name \_\_\_\_\_ Class \_\_\_\_\_



1 Write three more rules that you have to follow at school. Use the rules on page 23 of your Student's Book as examples.

Listen to the teacher

Don't forget to do your homework

Speak English in class!

2 Write three home rules. What do your parents tell you to do or not to do?

Don't make too much noise when you play games

Remember to ask for help when you have a problem

Don't shout and speak clearly

3 Three Hints Quiz



Hint 1: It's an animal.

Hint 2: It lives in the sea.

Hint 3: It has eight legs.

A: squid







## Goal 23 • My School is Cool! Phonics

I can say, read, and write words beginning with *sc*, *sk*, and *sq*.

Name \_\_\_\_\_ Class \_\_\_\_\_

### 1 Listen and circle the words you hear.



scarf   
  skateboard   
  skate   
  square   
  squid  
 squeeze   
  sky   
  scary   
  scan   
  skirt

### 2 Find the letters and write the words.

a s e a k i u f e s t d c  
s e q r e t s u z s k r q i

 scarf   
  skate   
  squid   
  squeeze   
  skirt

### 3 Fill in the missing words.

- If you want to make fresh orange juice, squeeze some oranges.
- Your skirt is too long. You are going to step on it and fall.
- Sharks are very scary. I never want to see a real one.

### 4 Three Hints Quiz



Hint 1: It's an animal.  
Hint 2: It's big.  
Hint 3: It gives us milk.

A: cow





## Goal 24 • My School is Cool! Phonics

I can read about someone's school and write about my own school.

Name \_\_\_\_\_ Class \_\_\_\_\_



### 1 Answer the questions about your school. *Student's answer*



1. What's the name of your school? \_\_\_\_\_
2. Where is it? \_\_\_\_\_
3. Are there many classrooms in your school? \_\_\_\_\_
4. How many students are there? \_\_\_\_\_
5. How many students are in your class? \_\_\_\_\_
6. Is there a library? \_\_\_\_\_
7. Are there library rules? \_\_\_\_\_
8. Can you write one library rule? \_\_\_\_\_
9. Is there a large school yard? \_\_\_\_\_
10. What do you do in the yard? \_\_\_\_\_
11. Is there a "smart classroom" in your school? \_\_\_\_\_

### 2 Write three questions to ask your brother or sister about his/her school.

*Are there y classrooms in your school?*

*How many students are in your class?*

*Is there a large school yard?*

### 3 Three Hints Quiz



Hint 1: It's a room.

Hint 2: There are many books.

Hint 3: You go there to read or study.

A: library







## Goal 25 - A Healthy Life: Finding Out Time

I can say two things I should or shouldn't do to live a healthy life.

Name \_\_\_\_\_ Class \_\_\_\_\_



### 1 Listen and match with the pictures.

1. What should you do to live a healthy life?

A: I should get up early. e

B: I should go to bed early. c

2. What should you do to live a healthy life?

C: I shouldn't eat junk food. b

D: I shouldn't play too many computer games. d

3. What should you do to live a healthy life?

E: I shouldn't watch too much TV. f

F: I should do some exercise. a

1.



2.



3.



4.



5.



6.



### 2 Write two things you should do and two things you shouldn't do to live a healthy life.

1. I should get up early

2. I should do some exercise

3. I shouldn't eat junk food

4. I shouldn't watch too much TV

### 3 Three Hints Quiz



Hint 1: You shouldn't drink too much of it.

Hint 2: It tastes sweet, like candy.

Hint 3: It usually has bubbles in it.

A: cola





## Goal 26 - A Healthy Life: Finding Out Time

I can say if I live a healthy life or not.

Name \_\_\_\_\_ Class \_\_\_\_\_



### 1 Read and practice. *Student's answer*

1. *I always do* is 10 points.
2. *I usually do* is 8 points
3. *I sometimes do* is 5 points.
4. *I usually don't* is 2 points.
5. *I never do* is 0 points.



### 2 Write your points.

1. I get up early. ( )
2. I eat breakfast. ( )
3. I go to bed early. ( )
4. I brush my teeth. ( )
5. I play outside with my friends. ( )
6. I take a bath or shower. ( )



### 3 Listen and then write if you live a healthy life or not.

Hello. I'm Charlie. Let me tell you about my healthy life.

I got 52-very points. I think I live a very / so-so healthy life.

/ I don't think I live a healthy life at all. From now on, I should

some exercise

and I shouldn't eat too much junk food. That's all.

### 4 Three Hints Quiz



Hint 1: You sometimes eat it in the morning.

Hint 2: You use it in cakes and other dishes.

Hint 3: It's hard on the outside but it breaks easily.

A: eggs





## Goal 27 - A Healthy Life: Grammar in Action

I can answer two past tense questions about what I did this morning.

Name \_\_\_\_\_ Class \_\_\_\_\_



### 1 Listen and check (✓) the correct box.



1. Did you get up early this morning?

Yes, I got up early this morning.

No, I didn't get up early this morning.



2. Did you drink milk this morning?

Yes, I drank milk this morning.

No, I didn't drink milk this morning.



3. Did you eat breakfast this morning?

Yes, I ate breakfast this morning.


No, I didn't eat breakfast this morning.



4. Did you brush your teeth this morning?

Yes, I brushed my teeth this morning.

No, I didn't brush my teeth this morning.



### 2 Write two sentences about what you did this morning.

1. *Student's answer* \_\_\_\_\_

2. \_\_\_\_\_

### 3 Three Hints Quiz



Hint 1: It's a drink made from leaves.

Hint 2: The color is brown.

Hint 3: Some people drink it with milk and sugar.

A: tea





## Goal 28 - A Healthy Life: Grammar in Action

I can ask a partner or teacher two questions about what they did this morning.

Name \_\_\_\_\_ Class \_\_\_\_\_



### 1 Write two questions you want to ask your partner.

- Did you get up early this morning? ?
- Did you eat breakfast this morning? ?


### 2 Listen and fill in the chart.



Present	Past	Present	Past
1. <u>play</u>	played	2. get up	<u>got up</u>
3. talk	<u>talked</u>	4. <u>eat</u>	ate
5. <u>brush</u>	brushed	6. do	<u>did</u>
7. watch	<u>watched</u>	8. <u>go to bed</u>	went to bed
9. drink	<u>drank</u>	10. cook	<u>cooked</u>

### 3 Read and match with the pictures.

- I didn't get up early this morning. a
- I didn't eat breakfast this morning. c
- I didn't go to bed early. b
- I didn't watch TV at all last night. d



### 4 Three Hints Quiz



- Hint 1: It's a greeting.  
Hint 2: You usually say it at night.  
Hint 3: You say it before you go to bed.

A: Good night





## Goal 29 - A Healthy Life: Reading and Writing

I can read and practice the *Early to Bed* chant by myself.

Name \_\_\_\_\_ Class \_\_\_\_\_

1 Listen and fill in the missing words.



### Early to Bed

Early \_\_\_\_\_ to bed

And early \_\_\_\_\_ to rise,

Makes you \_\_\_\_\_

Healthy \_\_\_\_\_, Wealthy \_\_\_\_\_,

and wise \_\_\_\_\_.

Hints:

wise

healthy

early

wealthy



### Late to Bed

Late \_\_\_\_\_ to bed

And late \_\_\_\_\_ to rise,

Makes you \_\_\_\_\_

sleepy \_\_\_\_\_, grumpy \_\_\_\_\_,

and tired \_\_\_\_\_.

Hints:

tired

grumpy

late

sleepy



2 Three Hints Quiz



Hint 1: It's a person.

Hint 2: This person has a lot of money.

Hint 3: Maybe he or she lives in a big house.

A: A wealthy \_\_\_\_\_ person.



## Goal 30 - A Healthy Life: Reading and Writing

I can ask and answer questions about aches and give reasons.

Name \_\_\_\_\_ Class \_\_\_\_\_



### 1 Listen and match parts A and B.



	A	BECAUSE	B
1	He has a headache	because	4 she has a bad cold.
2	He has a stomachache	because	2 he ate a whole pizza by himself.
3	She has a toothache	...	5 I went to sleep very late last night.
4	She has an earache	...	he watched DVDs until very late last night.
5	I'm very tired	...	3 she never goes to the dentist.

### 2 Write and say what each person should or shouldn't do.

1. He has a headache. He should wear glasses.
2. He has a toothache because she never goes to the dentist
3. He has a stomachache because he ate a whole pizza by himself
4. He has an earache because she has a bad cold



### 3 Three Hints Quiz



- Hint 1: It's a person.  
Hint 2: This person works in the hospital.  
Hint 3: This person wears a white coat.

A: He is a doctor.





## Goal 31 - A Healthy Life: Phonics

I can say, read, and write words with *ur* and *ir*.

Name \_\_\_\_\_ Class \_\_\_\_\_

### 1 Listen and match. Then write the words.



ur ir

1. \_\_\_\_\_ turtle
2. \_\_\_\_\_ burger
3. \_\_\_\_\_ purple
4. \_\_\_\_\_ girl
5. \_\_\_\_\_ bird
6. \_\_\_\_\_ shirt

### 2 Read and fill in the missing words.

farm purple park bird flew away

#### Story of a Horse from a Farm

A horse from a farm asked a purple bird in the park, "Do you like corn?"

"Yes, I do," answered the purple bird.

And chirp, chirp, she flew away.

### 3 Three Hints Quiz



Hint 1: It's a place.

Hint 2: There are trees and flowers.

Hint 3: Sometimes there are swings and slides.

A: park





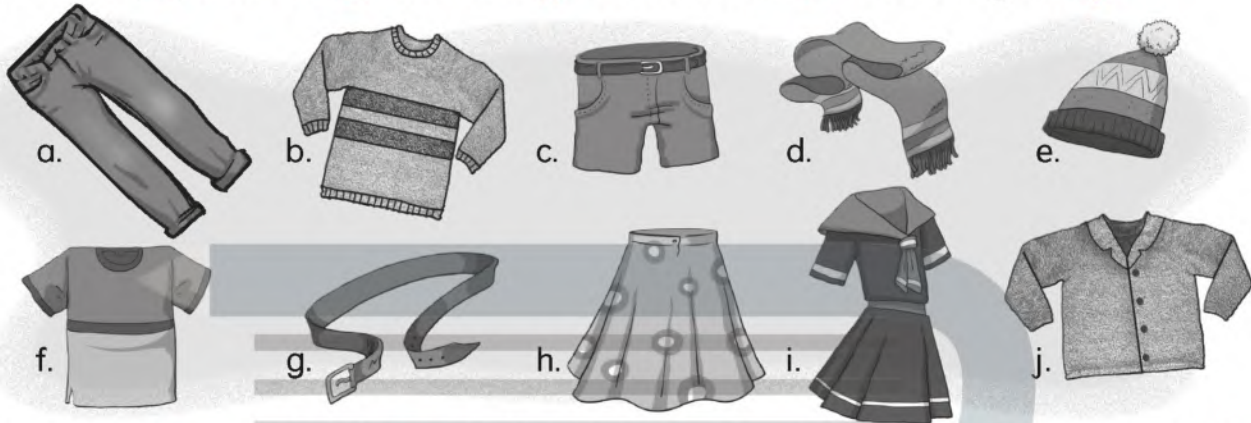
## Goal 32 - A Healthy Life: Phonics

I can do a shopping dialogue with a partner.

Name \_\_\_\_\_ Class \_\_\_\_\_

### 1 Read and match with the pictures.

1. scarf d 2. belt g 3. skirt h 4. uniform i 5. cardigan j



6. T-shirt f 7. shorts c 8. trousers a 9. sweater b 10. warm hat e

### 2 Listen and fill in the missing words. Practice the dialogue. Use the words in Exercise 1.

A: Hello!

B: Hi

A: Can I help you?

B: Yes, please. I want a scarf.

A: Which one? This one?

B: Yes, thanks. How much is it?

A: It's fifty SAR.

B: Okay.

Hints:

This one?

Hi.

How much is it?

Can I help you?

### 3 Three Hints Quiz



Hint 1: It's warm.

Hint 2: It's made from wool.

Hint 3: It has buttons at the front.

A: cardigan





### Goal 33 - Hanging Out in Town: Finding Out Time

I can tell a partner how to get to two places on the map.

Name \_\_\_\_\_ Class \_\_\_\_\_

#### 1 Listen and fill in the missing words.



A: Excuse me. Where's the post office \_\_\_\_\_?

B: Go straight, turn left \_\_\_\_\_, and you'll find it on your right \_\_\_\_\_.

A: Is it far from here? B: It's only a few \_\_\_\_\_.

A: Thank you. B: You're welcome.

#### 2 Say how to get there using the map. Start at the circle.

1- Go straight, keep walking, after the Elementary School, and you'll find it on your right.

2- It's in front of you. You'll find it on your left.

3- Go straight, turn right, it is opposite the convenience store and you'll find it on your left.

1. Where's the train station?
2. Where's the bus stop?
3. Where's the elementary school?

#### 3 Three Hints Quiz



Hint 1: It's a store.

Hint 2: It's usually very big.

Hint 3: There are many kinds of food in the store.

A: Supermarket \_\_\_\_\_





## Goal 34 • Hanging Out in Town: Finding Out Time

I can give someone directions in my town when I'm asked.

Name \_\_\_\_\_ Class \_\_\_\_\_

### 1 Listen and draw.



<p>A</p> <p>Turn right</p>	<p>C</p> <p>Go straight</p>
<p>B</p> <p>Turn left</p>	<p>D</p> <p>Turn right and then turn left</p>

### 2 Draw a map from your house to your school, or to the nearest bus stop, train station, or convenience store.



### 3 Three Hints Quiz



Hint 1: There are usually a lot of children there.

Hint 2: The children are usually 1st to 6th graders.

Hint 3: There are teachers there, too.

A: Elementary School





## Goal 35 • Hanging Out in Town: Grammar in Action

I can say six names of stores.

Name \_\_\_\_\_ Class \_\_\_\_\_

### 1 Listen and match.



1. I'm going to the  b
2. You're going to the  d
3. He's going to the  a
4. She's going to the  f
5. We're going to the  e
6. They're going to the  c

#### Hints:



a. stationery store



b. bakery



c. candy store



d. bookstore



e. DVD store



f. flower store

### 2 Read and write the answers.

1. A  stationery store  sells staplers and staples.
2. A  candy store  sells candy.
3. A  DVD store  sells DVDs.
4. A  bakery  sells bread and cakes.
5. A  bookstore  sells books.
6. A  flower store  sells flowers.

### 3 Three Hints Quiz



Hint 1: It's a store.

Hint 2: It usually smells very good.

Hint 3: You can get fresh bread there.

A:  bakery





## Goal 36 - Hanging Out in Town: Grammar in Action

I can say what I want and where I'm going to buy it.

Name \_\_\_\_\_ Class \_\_\_\_\_

### 1 Listen and fill in the missing words.

1. I want \_\_\_\_\_ **pen** \_\_\_\_\_ and \_\_\_\_\_ **pencils** \_\_\_\_\_.  
I'm going to the \_\_\_\_\_ **stationery store** \_\_\_\_\_.
2. I want some \_\_\_\_\_ **chocolate** \_\_\_\_\_.  
I'm going to the \_\_\_\_\_ **candy store** \_\_\_\_\_.
3. I want some \_\_\_\_\_ **DVDs** \_\_\_\_\_.  
I'm going to the \_\_\_\_\_ **DVD store** \_\_\_\_\_.
4. I want some \_\_\_\_\_ **bread** \_\_\_\_\_.  
I'm going to the \_\_\_\_\_ **bakery** \_\_\_\_\_.
5. I want some \_\_\_\_\_ **magazines** \_\_\_\_\_.  
I'm going to the \_\_\_\_\_ **bookstore** \_\_\_\_\_.
6. I want some \_\_\_\_\_ **plants** \_\_\_\_\_.  
I'm going to the \_\_\_\_\_ **flower store** \_\_\_\_\_.

Hints:



pens and pencils

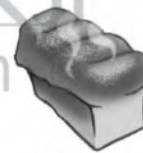


magazines

chocolate



DVDs



bread

plants



### 2 Listen again and practice the sentences.

### 3 Three Hints Quiz



Hint 1: It's a restaurant.

Hint 2: It has drinks and some food.

Hint 3: It always has fries and burgers.

A: \_\_\_\_\_ **coffee shop** \_\_\_\_\_





**Goal 37 • Hanging Out in Town: Reading and Writing**

I can read and chant the *There Was a Little Green House* chant.

Name \_\_\_\_\_ Class \_\_\_\_\_

1 Listen and practice.



**There Was a Little Green House**

There was a little green house,  
And in the little green house,

There Was a Little Gold House  
There was a little gold house,  
And in the little gold house,  
There was a little silver house,  
And in the little silver house,  
There was a little beige house,  
And in the little beige house,  
There was a little light orange house,  
And in the little light orange house,  
There was a little bright pink heart.



2 Change colors and say the chant.

silver, gold, black, beige, dark green,  
light orange, gray, bright pink

3 Three Hints Quiz



Hint 1: Everyone has one.  
Hint 2: We can't live without it.  
Hint 3: It moves blood around your body.

A: heart



**Goal 38 - Hanging Out in Town: Reading and Writing**

I can write my own version of the *There Was a Little Green House* chant, add my own pictures, and present it.

Name \_\_\_\_\_ Class \_\_\_\_\_



**1 Change *house* to one of these words and chant.**

There was a little green ... ,  
 And in the little green ... ,  
 There were three little brown ...  
 And in the little brown ... ,  
 There were little yellow ... ,  
 And in the little yellow ... ,  
 There were little white ... ,  
 And in the little white ... ,  
 There were little red ....

There was a little green fish,  
 And in the little green fish,  
 There was a little brown fish,  
 And in the little brown fish,  
 There was a little yellow fish,  
 And in the little yellow fish,  
 There was a little white fish,  
 And in the little white fish,  
 There was a little red fish.

**2 Listen and fill in the missing words.**



1. There's a post office near my house.
2. There are many convenience stores in my town.
3. There was a candy store near our school when I was little.
4. There were many people in the street last night.

**3 Three Hints Quiz**



- Hint 1: It's an animal with big jaws and sharp teeth.  
 Hint 2: It's usually very big.  
 Hint 3: It lives in water.

A: shark







## Goal 39 - Hanging Out in Town: Phonics

I can say, read, and write words with *u\_e* (clever *e*) and *ue*.

Name \_\_\_\_\_ Class \_\_\_\_\_

### 1 Listen and fill in the missing letters.



1. tiss u e

2. bl u e

3. c u t e

4. J u n e

5. gl u e

6. barbec u e

### 2 Read and match with the pictures.

1. barbecue h \_\_\_\_\_

2. huge d \_\_\_\_\_

3. cube g \_\_\_\_\_

4. tissue b \_\_\_\_\_

5. cute g \_\_\_\_\_

6. glue a \_\_\_\_\_

a.



b.



c.



d.



e.




f.



g.



h.



### 3 Three Hints Quiz



Hint 1: It comes in a small bottle or tube.

Hint 2: It has a strong smell.

Hint 3: You use it to fix or stick things.

A: glue





## Goal 40 • Hanging Out in Town: Phonics


I can read six signs in my town in English.

Name \_\_\_\_\_ Class \_\_\_\_\_

### 1 Listen and match. Then practice.



1. No parking. a
2. Keep off the grass. c
3. No skateboards. e
4. No bicycles. b
5. No shouting. d
6. Library. i
7. Warning! Please switch off all cell phones. g
8. Please do not litter. h
9. No eating. No drinking. f
10. No balls. j



### 2 Write the names of the signs. Use the hints.

1. Entrance
2. Police
3. Exit
4. Bus Stop
5. Public Library
6. 40 M

Hints:



### 3 Three Hints Quiz



Hint 1: It's a sign.

Hint 2: It's usually red and white.

Hint 3: It means *don't go!*

A: Stop





## Goal 41 • My Dream Vacation: Finding Out Time

I can say where I'm going, how long it takes, and what I'm going to do on a trip.

Name \_\_\_\_\_ Class \_\_\_\_\_



### 1 Listen and practice.



- I'm going to Makkah. It takes about four hours to get there. I'm going sightseeing.
- I'm going to Sydney. It takes about sixteen hours to get there. I'm going sailing.
- I'm going to Vancouver. It takes about fifteen hours to get there. I'm going snowboarding.



### 2 Make two travel plans, write, and say them.

Place:
Time it takes: 2 hours, 3 hours, 4 hours, 5 hours, 6 hours, 7 hours, 8 hours, 9 hours, 10 hours, 12 hours, 15 hours, 16 hours
Things to do: camping, sightseeing, fishing, sailing, skiing, diving, walking, shopping, snowboarding

Plan 1. I'm going to Dubai. It takes about two hours to get there. I'm going shopping

Plan 2. I'm going to London. It takes about six hours to get there. I'm going sightseeing

### 3 Famous Places Quiz Circle the correct city.



A: The Eiffel Tower is in ... London / **Paris** / Durban.

B: The Burj Khalifa is in ... Berlin / **Dubai** / Cairo.

C: The Kingdom Tower is in ... Sydney / **Riyadh** / Dammam.







**Goal 42 - My Dream Vacation: Finding Out Time**

I can do a dialogue between a flight attendant and a customer with a partner.

Name \_\_\_\_\_ Class \_\_\_\_\_

**1 Listen and practice the A part. Then listen again and practice the B part.**



A: Good evening. What would you like to eat?

B: Hi. What do you have?

A: Beef or fish? Noodles or rice?

B: Beef and rice, please.

A: Here you go.

B: Thank you.

A: You're welcome.



**2 You are on an airplane. Write your answers.**

1. What would you like to drink?

I'd like some orange juice please

2. What would you like to eat?

I'd like beef and noodles, please

3. What are you going to drink after dinner?

I'd like some coffee please

Hints:

orange juice,  
apple juice,  
water, cola

beef, fish,  
noodles, rice

tea, coffee, juice,  
green tea

**3 Missing Color Word Quiz**



A: I'd like some orange juice please.

B: I'd like some green tea please.

C: When you see a red light, you should stop.







## Goal 43 • My Dream Vacation: Grammar in Action

I can chant the *Going To + Verb* chant.

Name \_\_\_\_\_ Class \_\_\_\_\_

### 1 Listen and match with the pictures.



1. I'm going to visit the city of Abha in Asir. d


2. You're going to watch camel races in Riyadh. a

3. He's going to visit the Children's Art Show at the Kingdom Tower. c

4. She's going to shop in Dubai. e

5. We're going to go rock climbing in the Wadi Rum Reserve, in Jordan. f

6. They're going to eat traditional dishes in Lebanon. b



### 2 Read and fill in the missing words.

1. Little Red Riding Hood is going to visit Grandma.

2. The big bad wolf is going to Grandma's house before Little Red Riding Hood.

3. The wolf is going to try and eat Little Red Riding Hood.



Hints:  
eat  
Grandma  
before

### 3 Opposites Quiz



A: What's the opposite of *up*? down

B: What's the opposite of *open*? close

C: What's the opposite of *hello*? bye





## Goal 44 • My Dream Vacation: Grammar in Action

I can say where I want to go on my trip and what I want to do there.

Name \_\_\_\_\_ Class \_\_\_\_\_

### 1 Listen and draw lines.



Najran	walk	traditional dishes
Dubai	see	along the sea
Riyadh	shop	the camel races
Sydney	watch	a famous museum
Jeddah	eat	some new computer games
Jizan	buy	for new clothes
Jordan	visit	the huge turtles near the beach
Lebanon	climb	up a big rock in the Wadi Rum Reserve
Oman	visit	the old town

### 2 Write two places you want to go to on your trip and what you want to do there.

1. I'm going to Jeddah to visit the old town

2. I'm going to Dubai to shop for new clothes

### 3 Fact File Quiz



A: It's white. You ski on it. snow

B: It's blue. You surf on it. sea

C: It's an animal. It says "Quack!" duck





**Goal 45 • My Dream Vacation: Reading and Writing**

I can read the poem *Vision 2030 Kingdom of Saudi Arabia* by myself.

Name \_\_\_\_\_ Class \_\_\_\_\_

1 Listen and fill in the missing words.



This is the Kingdom of Saudi Arabia,

A great and blessed land,

Where the two Holy Mosques stand.

The future will be strong and bright

For all the children of the land,

The vision will come true

And all will be good and right !

With the faith of the nation,

With health and education,

The vision will come true

For all the population!

The ships will come and go,

From all over the globe.

Businesses big and small,

The Kingdom they will call

The leader of them all!



Hint adjectives:  
Bright, good,  
great, right,  
strong, true

Hint verbs:  
Call, come,  
go, stand

2 Read the poem.

3 Opposites Quiz



A: The opposite of *big* is small.

B: The opposite of *wrong* is true.

C: The opposite of *weak* is stronge.





**Goal 46 • My Dream Vacation: Reading and Writing**

I can write my own chant, add my own pictures, and present it with my opinion.

Name \_\_\_\_\_ Class \_\_\_\_\_



**1 Answer the questions.**



1. Why are you here?

Because I want to learn English

2. Why do you eat ice cream?

Because it's my favorite

3. Why are you holding your head?

Because I have a headache

**2 Change the words and rewrite the chant *My Little Brother*. Use your imagination. You can write about someone else and give different reasons.**

Why did you eat all the rice?

Because I was very hungry.

Why did you drink all the apple juice?

Because I was very thirsty.

Why did you take my phone?

Because it's so cute!

And why did you set on my chair?

Because I was very beautiful.

You have a chair!

Yours is nicer!

**3 Missing Letter Quiz**



A: When I feel happy, I l a u g h.

B: When I feel sad, I c r y.

C: It's blue. It rhymes with cry. s k y







## Goal 47 - My Dream Vacation: Phonics

I can read different words by myself and use *too* or *enough* to say if something is the right or wrong size, price, etc.

Name \_\_\_\_\_ Class \_\_\_\_\_

### 1 Listen, find, and circle.



1. Sounds and Letters	2. Days
beautiful, clouds, seas, enough, interesting, silently, white, shining, barbecue, laughing, photo, square, scarf, squid	Sunday, Monday, Tuesday, Wednesday, Thursday, Friday, Saturday
3. Months	4. Pronouns
January, February, March, April, May, June, July, August, September, October, November, December	I, you, he, she, we, they mine, yours, his, hers, ours, theirs me, you, him, her, us, them

### 2 Write the missing words.

- January, February, March, April,  
May, June, July, August, September,  
October, November, December
- Sunday, Monday, Tuesday,  
Wednesday, Thursday, Friday, Saturday

### 3 Missing Letter Quiz



- A: W e d n e s d a y  
B: F e b r u a r y  
C: S e p t e m b e r







## Goal 48 • My Dream Vacation: Phonics

I can read and write a short postcard from my trip.

Name \_\_\_\_\_ Class \_\_\_\_\_



1 Listen and read.

2 Write your own postcard. Draw some pictures of your holiday.



Saturday, December 16th  
Jeddah  
Dear Mark,  
How are you? I'm in Saudi Arabia.  
It took ten hours to fly here.  
I'm having a great time.  
I'm learning to ride. It's fantastic.  
The desert is amazing!  
See you soon,  
Omar

Monday, July 5th

From Rome

Dear Eddy,

How are you? I'm in Italy.

It took six hours to fly here.

I'm having a great time in Rome.

I'm eating pizza. It's great!

See you soon,

Bandar

3 Opposites Quiz



A: The opposite of *cold* is h o t.

B: The opposite of *slow* is f a s t.

C: The opposite of *the beginning* is the e n d!



# WE CAN!



*We Can!* is a new, exciting, and unique goal-oriented six-level series for elementary students. In *We Can!* McGraw-Hill Education provides the means for developing the three indispensable elements for success in English - a good curriculum, a good teacher, and good teaching material.

## We Can! Unique Features:

- **Easy to Evaluate**  
Two learning goals per lesson make progress easy to see for students, teachers, and parents.
- **Spiral Curriculum**  
Students constantly recycle and reuse previously learned language.
- **English for Real Communication**  
Students use English in a real, practical way inside and outside the classroom.
- **Rhythm and Pronunciation**  
Students master rhythm and pronunciation skills through chants, movement, drama, and role-plays.
- **Balanced Use of Phonics**  
Students learn good pronunciation and to read and write on their own.
- **Expansion of Discourse**  
Students develop language competence beyond the sentence level with carefully designed, fun, experience-based activities.

الجلول اون لاين  
hulul.online



ماغروهيل  
McGraw-Hill

Name: \_\_\_\_\_  
School: \_\_\_\_\_

ISBN-13: 978-1-4470-9032-8

ISBN-10: 1-4470-9032-2



9 781447 090328

