

What's on?

H.Q. Mitchell

Activity Book



2

What's On?

2

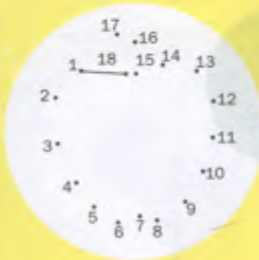
Contents

- Episode 1
Hello!.....4
- Episode 2
A day out6
- Episode 3
Food8
- Episode 4
At the show 10
- Episode 5
Alice is ill..... 12
- Episode 6
A trip to the zoo..... 14
- Episode 7
At the pet shop 16
- Episode 8
A mouse in the house 18
- Episode 9
At a restaurant20
- Episode 10
A model town22
- Episode 11
Clothes24
- Episode 12
On holiday.....26



Hello!

1 Join the dots and colour.



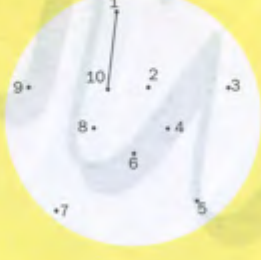
red



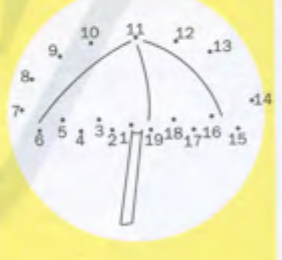
blue



orange



purple



pink and green

2 Watch *Cool Kids* and match.



Max

Bella

Alice

Sally

Danny

3 Watch *Cool Kids*. Circle the balloons that Sally has got.



4 Look and complete.

How old are you What's your name
I'm Alice

Hi! I'm Sally. _____
_____ ?

Hello! _____
_____ .

I'm seven.

_____, Sally?



5 Colour.


1 = pink

2 = purple

3 = blue

4 = red

5 = orange



6 Write about yourself.

1. What's your name? _____
2. How old are you? _____
3. What's your favourite colour? _____







A day out

1 Look, read and match.



pen grandmother pencil grandfather ruler rubber

2 Watch *Cool Kids*. Tick (✓) what you see.

					
<input type="checkbox"/>	<input type="checkbox"/>	<input type="checkbox"/>	<input type="checkbox"/>	<input type="checkbox"/>	<input type="checkbox"/>

3 Read and write.



Who's that?
It's my _____.



Who's that?
It's my _____.

4 Read, look and circle.

1. What's this? It's a **pen** / **pencil**.



2. What's this? It's a **rubber** / **pen**.



3. What's this? It's a **pencil** / **rubber**.



4. What's this? It's a **ruler** / **pen**.

5 Find and circle the four classroom objects.



6 Draw your family and say.



This is my ...



Food

1 Do the crossword.

1 

2 

3 

4 


5 


6 


2 Watch *Cool Kids*. Circle the food.




3 Look and answer. Yes, it is. / No, it isn't.


1.  Is it an apple?


3.  Is it a carrot?


2.  Is it an orange?


4.  Is it a banana?

4 Look and tick.


1.  It's a tomato.
It's an apple.

3.  It's a carrot.
It's a banana.

2.  It's an orange.
It's an egg.

4.  It's an apple.
It's an orange.

5 Colour the parts with the dots and write the fruit/vegetables.



1. _____ 2. _____ 3. _____

6 The monkeys hid eight bananas in the forest. Can you find them?



At the show

1 Look and match.



dancer

musician

actor

police officer

astronaut

fireman

basketball player

2 Watch *Cool Kids*. Circle the professions you see.



3 Watch *Cool Kids* and write the professions.



4 Look and write.

He's She's They're

1. _____ a dancer.



2. _____ an actor.



3. _____ police officers.



4. _____ astronauts.



5. _____ a basketball player.



6. _____ musicians.



7. _____ a fireman.



5 Find and say.

She's a dancer.



Alice is ill



1 Do the crossword.

1. _____

2. _____

3. _____

4. _____

5. _____

6. _____

7. _____

2 Watch *Cool Kids*. Circle two words about Alice.

1. _____

- happy
- thirsty
- hungry
- cold

2. _____

- ill
- sad
- hungry
- happy

3 Look, read and write.

1. Is she happy?

4. Are you sad?

2. Are they ill?

5. Are they thirsty?

3. Is he hungry?

6. Is she cold?

4 Look and tick (✓).



They are happy.

They aren't happy.



He's ill.

He isn't ill.



He's thirsty.

He isn't thirsty.



We're cold.

We aren't cold.

5 Draw and colour.



happy



sad



ill



hot



hungry



thirsty

A trip to the zoo

1 Look, read and match.



talk

swim

fly

climb

hop

jump

2 Watch *Cool Kids*, read and circle.

1. Penguins **can** / **can't** fly.

2. Tigers **can** / **can't** swim.

3. Bella **can** / **can't** climb.

3 Follow the lines and write sentences. Use **can** / **can't**.



fly

jump

swim

talk

1. _____

3. _____

2. _____

4. _____

4 Look, read and answer the questions.

Help!

1. Can she swim?



4. Can they talk?



2. Can he jump?



5. Can it fly?




3. Can she climb?



6. Can she hop?



5 Can you name the animals?



6 Find the animals.



7 Answer about yourself.

1. Can you swim?

2. Can you fly?

3. Can you jump?

4. Can you climb?

At the pet shop

1 Look and circle.



h	a	m	s	t	e	r	c
a	p	q	j	r	i	d	a
r	a	b	b	i	t	u	t
f	s	o	p	q	v	w	s
m	p	e	n	g	u	i	n
i	s	o	a	c	e	f	a
d	d	k	b	r	p	k	k
t	o	r	t	o	i	s	e
o	g	s	n	g	f	u	e
t	b	i	r	d	u	v	r



2 Watch *Cool Kids*. Which animals are in the pet shop? Tick (✓).



3 Watch *Cool Kids* and match.



dog



cat



hamster

4 Look and write.



1. Has she got a bird?

2. _____ cat?

3. _____ dog?

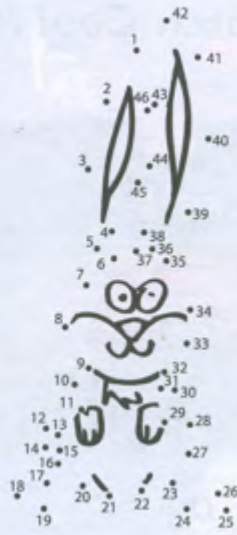



1. Has he got a tortoise?

2. _____ hamster?


3. _____ snake?

5 Join, colour and write.



1. He has got a _____

2. She _____



3. They _____



4. He _____

A mouse in the house

1 Look and match.



wardrobe

table

bed

sofa

2 Watch *Cool Kids* and put the pictures in order. Write 1-3.



a



b



c

3 Look at activity 2 and complete.

on in under

1. (Picture a) The mouse is _____ the table.

2. (Picture b) The mouse is _____ the table.

3. (Picture c) The mouse is _____ the wardrobe.

4 Look and number (1-4).



1. The ball is under the table. 3. The plane is on the sofa.
 2. The rabbit is in the wardrobe. 4. The computer games are under the bed.

5 Look, read and answer the questions.

1. Where's the mouse?

2. Where are the cats?

3. Where's the dog?

4. Where are the birds?



6 Look and find the differences. Then, say.



At a restaurant

1 Look and match.



1. egg
2. hamburger
3. sandwich
4. chicken



2 Watch *Cool Kids*. What do they like? Match.



chicken sandwiches

hamburgers

egg sandwiches

3 Write the time. o'clock








1. It's _____

2. It's _____

3. It's _____

4 Look and complete. Use like / don't like

- 1. I _____  _____
- 2. I _____  _____
- 3. I _____  _____
- 4. I _____  _____
- 5. I _____  _____



5 Look and write.

- 1. I like _____
- 2. I _____
- 3. I don't like _____
- 4. I _____

6 Answer about yourself. Yes, I do. / No, I don't.

- 1. Do you like hamburgers? _____
- 2. Do you like eggs? _____
- 3. Do you like chicken? _____

7 Draw and write about yourself.

I like _____ I don't like _____

A model town

1 Look and write.

1

2

3

4

5

6

7

2 Watch *Cool Kids* and circle a or b.


- Is there a police station?
 - Yes, there is.
 - No, there isn't.
- Is there a post office?
 - Yes, there is.
 - No, there isn't.
- Are there three restaurants?
 - Yes, there are.
 - No, there aren't.
- Is there a library?
 - Yes, there is.
 - No, there isn't.

3 Look, read and complete.

- _____ a post office?
Yes, there is.
- _____ three supermarkets?
Yes, there are.
- _____ four restaurants?
No, there aren't.
- _____ a police station?
No, there isn't.

Is there	Are there
bookshop	supermarket
restaurant	bookshop library
Bell Road	
bookshop	supermarket
restaurant	restaurant
Stepford Road	
Elm Street	
post office	supermarket

4 Look, read and answer.



1. Is there a police station?

2. Are there two supermarkets?

3. Are there four toy shops?

4. Is there a library?


5. Is there a bookshop?

6. Are there two restaurants?

5 Colour and talk about the differences.

police station post office restaurant restaurant

bookshop supermarket supermarket toy shop



Clothes

1 Look and write.

T-shirt shorts trainers jeans hat



1. _____

2. _____



3. _____

4. _____

5. _____

2 Watch *Cool Kids* and circle what Lucy and Sally are wearing.



3 Read and tick (✓).



I'm wearing a yellow T-shirt and blue jeans.
I'm wearing red trainers and an orange hat, too.



4 Look and answer.



1. Is he wearing a hat?

2. Is he wearing jeans?

3. Is he wearing a yellow T-shirt?

4. Is he wearing green trainers?

5. Is he wearing shorts?

5 Draw and write about what you're wearing.



I'm wearing _____

6 Look and say what the people are wearing.

John is wearing a hat.



John



Mary



Mike



Christina



Jane

On holiday

1 Choose and write.

It's hot. It's cloudy. It's rainy.
~~It's cold.~~ It's windy.



1. It's cold. 2. _____ 3. _____



4. _____ 5. _____

2 Watch *Cool Kids* and circle the correct weather conditions.



3 Find the days of the week.


C	A	I	O	K	S	R	B	E	D	G	H	F
1	2	3	4	5	6	7	8	9	10	11	12	13
M	J	P	L	U	X	Z	Q	W	Y	T	V	N
14	15	16	17	18	19	20	21	22	23	24	25	26


1. S 3. _____
6 18 26 10 2 23 22 9 10 26 9 6 10 2 23


2. _____ 4. _____
14 4 26 10 2 23 24 18 9 6 10 2 23


4 Look and circle.


1. What's the weather like?
2. What's the weather like?
3. What's the weather like?
4. What's the weather like?
5. What's the weather like?

It's  cold / hot.

It's  cloudy / windy.

It's  snowy / windy.

It's  rainy / hot.

It's  cold / cloudy.

5 Draw a weather condition. Then, ask and answer with your partner.



BLUE ISLAND

GREEN ISLAND



What's the weather like?



It's _____



6 Draw your favourite weather condition and write.



What's On? 2
Activity Book
H. Q. Mitchell

Published by: **MM Publications**
www.mmpublications.com
info@mmpublications.com

Offices
UK Cyprus France Greece Poland Turkey USA
Associated companies and representatives throughout the world.

Copyright © 2006 MM Publications

All rights reserved. No part of this publication may be reproduced, stored in a retrieval system or transmitted in any form or by any means, electronic, mechanical, photocopying, recording or otherwise, without permission in writing from the publishers.

Produced in the EU

2 Watch Cool Kids and circle the correct weather conditions.



C1106003007-5482

ISBN: 978-960-443-145-8



Make puppets!

- 1 Cut out the puppets.
- 2 Glue or stick a straw on the back of each puppet.



Make puppets!

1 Cut out the puppets.

2 Glue or stick a straw on the back of each puppet.





A 3-level DVD course

Leading to A1 of the Common European Framework, this DVD course for young learners, can be used to supplement any course at Primary 1, 2, 3 levels.

Key Features

- Each level consists of twelve episodes
- Each episode includes:
 - ✓ the presentation of the key vocabulary
 - ✓ the presentation of the language through fun animated characters
 - ✓ a special section highlighting the language presented in the episode and providing additional practice
- Teacher's DVD Guide (Primary 1, 2, 3) which includes teacher's notes and listening transcripts
- Activity Book with activities for each episode



ISBN: 978-960-443-145-8



9 789604 431458

