

Hello!
We are the *All Sorts*!
We will be with you
throughout the school year
to help you reach all
your top goals
in English!



TopGoal!



Nico Dantaz Rachel Finnie

1



Top Goal, Student Book 1

Published by McGraw-Hill Education (UK) Limited
Unit 4, Foundation Park,
Roxborough Way,
Maidenhead SL6 3UD
T: +44 (0) 1628 502500
Website: www.mheducation.co.uk

British Library Cataloguing in Publication Data

A catalogue record for this book is available from the British Library.

Academic Design and Course Consultants: Nico Dantaz and Rachel Finnie
Content Development and Editorial Production: The Content Station Ltd.
Design and Layout: The Content Station Ltd.
Cover Design: Vicky Xinou – purple
Audio Production: Bob Schneider and Hallary Dworet for Bobally Records

Published by McGraw-Hill Education. Copyright © 2024 by McGraw-Hill Education. All rights reserved. No part of this publication may be reproduced or distributed in any form or by any means, or stored in a database or retrieval system, without the prior written consent of McGraw-Hill Education, including, but not limited to, in any network or other electronic storage or transmission, or broadcast for distance learning.

ISBN-13: 9781398960473
ISBN-10: 1398960470

© 2024 Exclusive rights by McGraw-Hill Education (UK) Limited for manufacture and export. This book cannot be re-exported from the country to which it is sold by McGraw-Hill Education (UK) Limited.



Contents

محتويات

C	Contents	3a
S	Scope and Sequence	3b
W	Welcome!	4
1	Family Events	10
2	Chores	22
3	Stories	34
4	After-School Fun	46
5	Outdoor Fun	58
6	House Accidents	70
7	Wildlife	82
8	Weather	94
G	Goodbye!	106
V	Vocabulary	112
A	Audio Track List	114
W	Workbook	117

TERM

1

TERM

2

TERM

3

3a

C

6

House Accidents

يجب عليك أن تذهب إلى الطبيب

You should go to the doctor!

TERM

3

استمع وإقرأ واكتب اليوم

استمع وأشر وقل

1 Listen, read, and write the day. 2 Listen, point, and say.



صداع
headache



1 الأثنين
Monday

earache
ألم الأذن



سقوط
fall



إنجرح
hurt



الأربعاء

2 Wednesday

يبكي
cry



ألم الأسنان
toothache



X-ray
أشعة



يكح
cough



الخميس

4 Thursday

يجرح
cut



السبت

3 Saturday

sick

مريض



ألم في المعدة
stomachache



ظهر

back



How often
are you sick?





انظر واكتب

3 Look and write.



انظر إلى الصورة ثم أكمل الجمل

4 Look at the picture. Complete the sentences.



1. منى لديها سعال سيء. هي تكح كثيراً. cough
2. ماجد لديه مشكلة في أذنه اليسرى. earache
3. رأس نورا يؤلمها. لديها صداع سيء. headache
4. بدر يعاني من آلام في المعدة لأنه تناول طعاماً غير صحي في العشاء. stomachache
5. فارس يحص على الأشعة السينية الطبيب ينظر إلى الشاشة. X-ray
6. رنا تجلس على كرسي طبيب الأسنان. لديها ألم الأسنان. toothache

5 Mime and answer.



ماذا لدي؟



لديك الآلام في المعدة.


القواعد Grammar

اقرأ وأكمل

1 Read and complete.

(1)

عندي صداع. هل يتوجب علي عمل أشعة؟



لا نعرف, لكن اجلس وانتظر




(2)

يجب أن تبقى في غرفة مظلمة
يجب عليك أن لا تنظر إلى أي شاشة اتفقتنا؟



(3)

يجب على عمر أخذ هذا الدواء
ولا ينبغي عليه اللعب في الخارج اليوم



يجب يتعين يتعين
should must have to

1. نستخدم **have to** و **must** للتحدث عن الأشياء التي يتعين علينا القيام بها

1 We use **have to** and **must** to talk about things we need to do.

2 نستخدم **should** لأبداء النصيحة.

2 We use **should** to give advice.

2 Read and complete the chart. اقرأ وأكمل الجدول

إثبات

نفي

Affirmative

Negative

التزام

Obligation

I ¹ **have to** wear a helmet to ride a motorbike.

I **don't have to** wear gloves to wash the dishes.

نصيحة

Advice

You ³ **should** drink a lot of water. It's good for your body.

You ⁴ **shouldn't** eat a lot of candy. You'll get a toothache.

الالتزام والحظر

Obligation and Prohibition

We ⁵ **must** take our medicine every day to get better.

You ⁶ **mustn't** play with electricity.

6

72



اقرأ وطابق المشكلات مع النصيحة الصحيحة

3 Read and match the problems with the correct advice.

- | | | | |
|---|--|---|--|
| 1 | لدي ألم في المعدة.
I have a stomachache. | a | You shouldn't listen to loud music. |
| 2 | عندي كحة.
I have a cough. | b | You should drink a lot of water and juice. It will help your throat. |
| 3 | لدي ألم في الأذن.
I have an earache. | c | You shouldn't eat ice cream. It's bad for your stomach. |
| 4 | لدي صداع.
I have a headache. | d | You should go to the dentist. |
| 5 | عندي ألم في الأسنان.
I have a toothache. | e | You should get an X-ray. |
| 6 | تعرضت لسقوط وسأقي تؤلمني.
I had a fall, and my leg hurts. | f | You should go to an ear doctor. |


4 انظر واكتب يتعين عليك, لا يتعين عليك, يجب, لا يجب واختر كلمة من المربع

Look and write *have to*, *don't have to*, *must*, or *mustn't* and a word from the box.


يشرب **drink** يجري **run** ينادي **shout** يغسل **wash** يلبس **wear**
-be-



1 You have to be quiet in the hospital.
يجب أن تكون هادئا في المستشفى



2 You mustn't run in the hospital.
لا يجب عليك الجري في المستشفى



3 You have to wear your hands in the hospital.
يجب عليك غسل اليدين في المستشفى



4 يجب أن لا ترفع صوتك في المستشفى
You mustn't shout in the hospital.



5 لست بحاجة أن تشرب الماء إذا كنت لا ترغب في شربه
You don't have to drink water if you don't want to.



6 يتوجب علي ارتداء الكمامة في المستشفى لتجنب انتقال الامراض
I must wash a mask in the hospital to avoid catching a disease.

5 Write and act out a dialogue with your partner.



Ahmed! That was a bad fall!

You mustn't stand up. I'm going to get the nurse.



My leg really hurts.

اكتب وقم بعمل حوار مع زميلك

5 Write and act out a dialogue with your partner.

Sample answers:

Ali: Majid! That was a bad fall. You must be careful.

Khalid: Yes, I know! Ouch, my leg.

Ali: You mustn't walk. I can call the nurse for help.

Khlaid: You don't have to...I'm OK.

Ali: No, it's fine. You should stay calm if you can.

Khalid: OK. I shouldn't run that fast !



انظر إلى الصورة وأجب مع زميلك على الأسئلة

1 Look at the picture and answer with your partner.

من هم أفراد العائلة الذين يمكنك رؤيتهم؟ 1. I can see the parents and their kids, Alex and Lisa.

1 What family members can you see?

2 What is happening to Dad? 2. He is slipping on the toy car.

3 Who is controlling the toy car?

3. Alex.

2 Listen and read.

حدث سيارة غريب استمع وإقرأ

A Strange Car Accident


Alex and Lisa were playing in the yard with Alex's new toy—a remote-controlled car—when Dad got home from work. "Dad, watch out!" cried Alex. "You mustn't step on the car!" But it was too late. Dad's foot got stuck in the car. He was rolling all over the yard. Alex tried to stop the car, but he couldn't control it. Lisa ran to help Dad. He was heading toward the flowers very quickly! "Oh, no!" cried Lisa. But Dad fell into the flowers. "Ow! I hurt my foot. I must get an X-ray," said Dad.

Later, Dad was lying on the couch. The children brought some ice for his foot.

"Here, Dad. You should put ice on your foot," said Lisa.

"No need. I'm actually OK!" said Dad, laughing.

"But," said Mom, "you have to pick up your toys in the yard before someone really gets hurt."



اقرأ مرة أخرى ثم اكتب صواب أو خطأ. صحح الجمل الخاطئة

3 Read again and write T (true) or F (false).

Correct the false sentences.

1 The children were in the yard. T

2 Dad didn't see the toy car. T

3 Alex stopped his toy car. F
Alex couldn't control the toy car.

4 The children got ice for Dad. T

5 Dad needed the ice for his foot. F
Dad didn't need ice for his foot.

6 Mom was angry with Dad. F
Mom wasn't angry with Dad.

Social and Emotional Learning

Read and discuss.

- 1 What happens if you don't do something you were asked to do?
- 2 How do you think it affects other people? Why?
- 3 What can you do to be better?

انظر إلى الصور. تحدث عن أي من هذه الأعمال تقوم بعملها

1 Look at the photos. Say which of these things you do.

كن أمنا في المنزل



2 Close and lock the front door.
أغلق ثم قفل الباب الأمامي

a



3 Don't touch dangerous products and medicines.
لا تلمس الادوية والمنتجات الخطيرة

b



7 Always pick up your things.
دائما عليك التقاط الأشياء الخاصة بك

c



2 Close and lock the front door.
أغلق ثم قفل الباب الأمامي

d



4 Play inside your yard.
العب داخل الفناء الخاص بكم

e



5 Don't pull cables.
لا تسحب الكابلات

استمع ورقم

2 Listen and number.

استمع مرة أخرى ثم تحقق بعلامة صح أو باعلامة اكس

3 Listen again and check (✓) or cross (X).

- | | | |
|---|--|---|
| 1 | You don't have to clean up all your toys. | X |
| 2 | You should close and lock the front door to be safe. | ✓ |
| 3 | You should leave dangerous products alone. | ✓ |
| 4 | You shouldn't play outside. | X |
| 5 | You mustn't touch cables with electricity. | ✓ |


4 Look and talk with your partner. انظر ثم تحدث مع زميلك




1. You shouldn't ride fast on your bike.



2. You should always watch small children.



3. You shouldn't jump off furniture



4. You should always pick up your things.



استمع ثم قم بتقييم الأشخاص في الصورة

1 Listen and number the people.



2 Listen, point, and say. استمع وأشر وقل

اقرأ ثم اختر الكلمات الصحيحة

3 Read and choose the correct words.

- I cried because I fell downstairs / upstairs and hurt my arm.
- I feel sad and tired. I'm not all right / ill.
- The ball hit me in the stomach / head, and now I have a stomachache.
- Remember to put on / take off your helmet when you go cycling.
- Please put on / take off your boot. I have to take an X-ray of your foot.

4 Listen and complete. استمع وأكمل الفراغات

Chorus

What's the matter?

What's wrong?

Are you ¹ all right?

Try to be strong!

I went ² upstairs

and took a fall.

I fell down the stairs

and ended up in the hall.

I ³ took off my sock
and looked at my foot.

I had a bad cut,
so on it a ⁴ band aid

I put!

Chorus

I ate a big pizza.

I felt very ⁵ ill.

My ⁶ stomach hurt a lot,
so I had to take a pill.

I ⁷ put on my helmet
and got on my bike.
But I shouldn't go cycling
late at night.

I fell off my bike
and hurt my leg.
When I got home,
I had to go to bed.

Chorus

5 Listen again and chant.

استمع مرة أخرى وردد النشيد



اقرأ واختر الكلمات الصحيحة

1 Read and choose the correct words.

ماذا جرى؟

What's the matter?



كل شي يؤلمني - ظهري, ساقاي
ذراعي الألم في كل مكان

Everything hurts -
my back, my leg,
my arms. It hurts
everywhere.

شي ما دخل عيني

I have something in my eye.



ولا أرى أي شي في عينيك

I don't see anything
in your eye. There's
nothing wrong.

1 نستخدم كل / أي / لا شي / للتحدث عن الأشياء والاعراض أو المفاهيم غير المحددة

1 We use every / any / some / no + thing to talk about specific, indefinite things, objects, or concepts.

2 نستخدم كل / أي / بعض / لا احد للتحدث عن شخص أو جماعة من الناس غير محددين

2 We use every / any / some / no + body or one to talk about a specific / an indefinite person or group of people.

3 نستخدم كل للحديث عن الكل

4 نستخدم أي في الجمل المنفية والإستفهامية

4 We use any in affirmative, negative and interrogative sentences.

2 Read and complete the chart. اقرأ وأكمل الجدول

no-	any-	some-	every-
There's ¹ nothing wrong with you. You aren't sick.	I have a headache and I can't see ² anything	My stomach hurts. I think I ate ³ something bad yesterday.	Do we have ⁴ everything we need for the first aid kit?
The doctor's office was quiet. There was ⁵ no one/nobody there.	Does ⁶ anyone / anybody have a band aid? I cut my finger.	I think there's ⁷ someone/somebody at the door. I heard a knock.	The food was bad, so ⁸ everyone / everybody has a stomachache now.

اقرأ وأكمل النص باستخدام الضمائر غير المحددة الصحيحة

3 Read and complete the text with the correct indefinite pronouns.

One night, Saeed woke up. He heard ¹ something downstairs. He was afraid there was ² someone in his house. He got up and slowly opened his bedroom door. He couldn't see ³ anything at first. He walked quietly downstairs. There was ⁴ something on the stairs. His cat jumped up. Saeed was surprised and fell down. He hurt his leg. He took out his phone to call the hospital. When the paramedics came, they asked, "Do you live with ⁵ anyone?" "Yes, but ⁶ everyone is away for the weekend," said Saeed.



انظر إلى الصورة. إسأل وأجب مع زميلك



1 Look at the photo. Ask and answer with your partner.

- ما المشكلة؟
- 1 What's the problem? **1. Someone has a cut.**
- ماذا يجب أن تفعل؟
- 2 What should you do? **2. You should clean the cut.**
- كيف يمكنك المساعدة؟
- 3 How can you help? **3. and cover it with a band aid.**
- هل سبق وأن حدث لك؟
- 4 Did it ever happen to you? **4. Yes, it was happened to me two weeks ago.**

2 Read and order. **اقرأ ورتب**

FIRST AID

When **someone** has an accident, you have to help him or her. There's always **something** you can do to help. There are different steps that you should follow with different accidents. Here you will learn about first aid for a cut.

Cut

1 First, you should cover the cut. You should use a clean cloth or towel. You must press down because this will stop the blood. But you shouldn't press too hard.

2 Next, you must clean the cut. This sometimes hurts, so you should use clean water on a clean cloth and try to be careful. You should clean the cut slowly.

3 Now, you must take a new cloth. You have to dry the cut. Move around the cut to dry it.

4 Finally, you should put a band aid on the cut. Don't forget to put the dirty cloths in the trash!

5 If the cut is on your head, you can get a headache. In that case, you should see your doctor.

ALWAYS REMEMBER:

Cover | Clean | Dry | Band aid

3 Read again and choose the correct words. **اقرأ مرة أخرى ثم أختَر الكلمات الصحيحة**

- 1 First, you should **cover** / clean a cut to stop the bleeding. **أولاً يجب تغطية الجرح لوقف النزيف**
- 2 Then you **must** / mustn't wash the cut with water. **ثم يتعين غسل الجرح بالماء**
- 3 You should clean it with a **clean** / dirty cloth. **يجب تنظيفه بقطعة قماش نظيفة**
- 4 You **should** / shouldn't dry the cut. **يجب تجفيف الجرح**
- 5 You should dry the cut **quickly** / **slowly**. **يجب تجفيف الجرح ببطء**
- 6 Finally, you need to use **a band aid** / some medicine. **أخيراً تحتاج إلى استخدام اسعافات أولية**

تحدث مع زميلك وقل بكلماتك الخاصة كيف تقوم بتنظيف الجرح

4 Talk with your partner and say in your own words how to clean a cut.

Sample answers:

First, I should cover a cut to stop the bleeding. Then, I must clean the cut with water and cotton. After that, I must dry the cut slowly because the cut hurts. Finally, I should put a band aid on the cut to keep the dirt out.

Word Work and Writing

الضمائر غير المحددة

Indefinite Pronouns

1	<u>anybody</u>	2	<u>anyone</u> أي شخص
3	<u>anything</u> أي شيء	4	<u>everybody</u> كل شخص
5	<u>everyone</u> كل شخص	6	<u>everything</u> كل شيء
7	<u>nobody</u> لا احد	8	<u>no one</u> لا احد
9	<u>nothing</u> لا شيء	10	<u>somebody</u> شخص ما
11	<u>someone</u> شخص ما	12	<u>something</u> شيء ما

اقرأ وطابق واكتب

1 Read, match, and write.



2 Look and write compound nouns. انظر واكتب الأسماء المركبة

1 ear	+	<u>ache</u>	=	earache ألم أذن
2 <u>band</u>		<u>aid</u>		band aid اسعاف أولي
3 <u>head</u>		<u>ache</u>		headache صداع
4 <u>up</u>		<u>stairs</u>		upstairs طابق علوي
5 tooth		ache		<u>toothache</u> ألم أسنان
6 X-		ray		<u>X-ray</u> أشعة سينية

انظر واختر صورة واحدة ثم أجب عن الاسئلة

3 Look and choose one picture. Answer the questions.



1. I need some ice or a cold cloth on the knee.

2. I should clean the knee with water and cotton.

1 What do you need? ماذا تحتاج؟
ما لا ينبغي القيام به؟

2 What should you do? ماذا يجب عليك أن تفعل؟

3 What shouldn't you do?

4 Do you need a doctor? هل تحتاج إلى طبيب؟

3. I must put a band aid on the cut to keep the dirt out 4. Yes, I need to get help from a doctor or nurse

4 Now write a first-aid procedure for your school.

الآن اكتب لمدرستك إجراءات الإسعافات الأولية

FIRST-AID PROCEDURE FOR someone falls over and hurts his knee

1. First, the person should lie still and shouldn't move their knee.
2. Then, you should put some ice or a cold cloth on the knee.
3. After that, you must clean the knee with water and cotton.
Put a band aid on the cut to keep the dirt out.
4. Finally, You should then help the person to stand and walk. They shouldn't stand on their leg. You must take them to get help from a doctor or nurse.

التعليم المتكامل: العلوم الطبيعية

Integrated Learning: Natural Science



اقرأ ثم ضع علامة صح على السلوك الصحيح

1 Read and check (✓) the correct behavior.

1 تناول طعاماً صحياً واشرب الماء

1 Eat healthy food and drink water.



أغسل يديك قبل أن تأكل

2 Wash your hands before you eat.



اقرأ ملصق النظافة الجيدة ثم اكتب do أو don't بعد كل جملة

2 Read the Good Hygiene poster. Then write do or don't after each sentence.

Some Good Hygiene Habits

We all want to be healthy. No one likes to feel sick. So here are some ideas on how to take care of yourself and keep healthy.



You should always wash your hands before you eat.



You should sleep for ten hours every night. You shouldn't play on a computer or tablet at bedtime. You should read a book so you will sleep better.



Whenever you use a digital device like a tablet, you should rest your eyes. Doctors say for each hour of use, you should rest your eyes for ten minutes!



You must cover your mouth with your elbow or a tissue when you cough. You must wash your hands after because you might make someone else sick.



You should get regular exercise outside. You can play a sport or just play outside with friends. But be careful so that you don't get hurt.

NOW REMEMBER TO FOLLOW THESE PRACTICES AND YOU WON'T FEEL SICK.

- 1 اغسل يديك قبل أن تأكل
Wash your hands before you eat. do
- 2 نم لمدة عشر ساعات في الليلة
Sleep for ten hours a night. do
- 3 لعب على التابلت قبل أن تنام
Play on a tablet before you sleep. don't
- 4 أرح عينيك من وقت لآخر
Rest your eyes from time to time. do
- 5 أغلق فمك عند السعال
Cover your mouth when you cough. do
- 6 مارس التمارين بانتظام
Get regular exercise. do
- 7 ابق في المنزل طوال اليوم
Stay inside all day. don't

اكتب عن عادة سعودية صحية. أخبر زميلك

3 Write about a healthy Saudi habit. Tell your partner.

- Have a bath or shower every day.
- Brush your teeth.
- Keep your room tidy.

1 Play and answer.



أكمل الفراغ

1 Complete.
You **should** wear a scarf if it's cold.
You can get sick.

أكمل الفراغ

2 Complete.
Faiz has a bad **cough** today.



أكمل الفراغ

3 Complete.
You **must** be quiet in a hospital.

7 Why shouldn't you touch dangerous products?

7. They can make you sick

ضع دائرة على الإجابة الصحيحة

6 Circle.
Everyone / Anyone in the hospital waiting room is sick.

6. Everyone

أكمل الفراغ

5 Complete the words.
band **aid**
tooth **ache**
up **stairs**
ear **ache**

أكمل الفراغ

4 Complete.
You **mustn't** run in the halls of the hospital.

8 Say. **أكمل الفراغ**

This is a machine we use to see inside our bodies. **X-ray**

أكمل الفراغ

9 Complete.
First aid means helping someone when they have an accident or are sick.

ضع دائرة على الإجابة الصحيحة

10 Circle.
Sabah fell over and **hurt / put on** her leg.

10. hurt

صواب أو خطأ

11 True or false?
We should use our cell phones before going to sleep.
11. false



14 Say.
This is what we do when we remove shoes or clothes.
14. take off

13 What happens if you don't cover your mouth when you cough?
13. You can get someone sick.

12 What happened to Dad in the yard?
12. Dad stepped on a toy car and fell in the flowers.

المشروع

Project

Act out a scene of a house accident.

Work in groups and:

- decide what happens in your scene.
- decide each team member's role.
- write your scene.
- rehearse the scene in your groups.
- act out your scene for the rest of the class.



Project



Act out a scene of a house accident.

Work in groups and:


- decide what happens in your scene.
- decide each team member's role.
- write your scene.
- rehearse the scene in your groups.
- act out your scene for the rest of the class.



Sample answers:

Moha was in the kitchen with her two young children, Loai (5) and Lujain (3). Now she just needed to get milk and they'd be done. She had a full cart at that point, which blocked her vision. Moha didn't see a carton of milk had spilled out onto the floor. She stepped into it, slipped, and fell hard on her back. As she hit the ground with a "thud," at first she was just shocked. The kids screamed and Loai ran to her side. Then the shock turned to horrible pain, stinging her back and side. Moha realized she'd been badly injured. Her husband Faisal came to help her get back on her feet and then got her into bed. Faisal had to take off time from work to get her to the doctor, and to take care of the kids when she couldn't get herself up. The surgery went off without a hitch, and the family settled in for six weeks of recovery and six months or so of physical therapy.

1 Listen and number. 2 استمع ثم رقم. 72 Listen, point, and say. 3 استمع وأشر وقل.



ما الحيوان المفضل لديك؟

What's your favorite animal?

Sample answer: My favorite animal is the Arabic horse.



انظر واكمل ثم قل

3 Look and complete. Then say.

1 l ion2 p parrot3 p panda4 p polar bear5 k kangaroo6 c cage7 j jungle8 a asleep9 d danger10 f frightened11 f fast12 s slowly

4 Look and complete the sentences. انظر واكمل الجمل

1 حيوانه المفضل هو الببغاء
1 His favorite animal is2 هي تحب الكانغر
2 She likes kangaroos3 الببغاء في القفص
3 The parrot is in a cage4 الأسود تتحرك بسرعة
4 The lions are moving fast.5 يوجد الكثير من الباندا في الحديقة.
5 There are many pandas in the zoo.

ارسم حديقة للحيوانات ثم أخبر زميلك عنها

5 Draw and tell your partner about your zoo animals.

هل بإمكانني رؤية حديقته؟
Can I see your zoo?

Sure. Here are the lions. Here is the polar bear. It's in a cage.

بالتأكيد. ها هي الأسود. هنا الدب القطبي. أنه في القفص



انظر وإقرأ ثم أجب عن الأسئلة

1 Look, read, and answer the questions.



1 انظر ! هذا هو المكان عندما وصلنا إلى حديقة الحيوان

1 Look! This is **when** we arrived at the zoo!



3 هذه المرأة الذي أراد قطعها اللعب مع الكنغر

3 This is the woman **whose** cat wanted to play with the kangaroos!



5 هذا هو مكان الباندا الذي يعيش فيه

5 This is **where** the pandas live.

6 وهذا هو النمر الذي يجعلني أشعر بالخوف

6 And this is the tiger **that** makes me feel frightened!

a Which sentence is talking about a person? **4**

b Which sentence is talking about a time? **1**

c Which sentence is describing a place? **5**

d Which sentence is expressing a possession? **3**

e Which sentences are talking about an animal or thing? **2 6**

a ما هي الجملة التي تتحدث عن شخص؟

b ما هي الجملة التي تتحدث عن الوقت؟

c ما هي الجملة التي تصف مكاناً؟

d ما هي الجملة التي تعبر عن حيازة شيء؟

e ما هي الجملة التي تتحدث عن حيوان أو شيء؟

2 Read and choose the correct words.

- 1 We use **that and which / where** when we refer to people, animals, and things. **1** نستخدم **that which** عندما نشير إلى الأشخاص والحيوانات والأشياء
- 2 We use **who and whose / that** only when we refer to people. **2** نستخدم **who, whose** فقط عندما نشير للأشخاص
- 3 We use **who / where** when we refer to places. **3** نستخدم **where** عندما نشير إلى الأماكن
- 4 We use **where / when** to refer to time. **4** نستخدم **when** للدلالة على الوقت
- 5 We can use **whose (that)** to substitute for **who, which, where, and when**. **5** يمكننا استخدام **that** بدلاً من **who, which, where, when**
- 6 We use **what / whose** to refer to something that belongs to someone. **6** نستخدم **whose** للإشارة إلى شيء يعود أو ينتمي لشخص ما

3 Read and complete the chart. **اقرأ ثم أكمل المخطط باستخدام الكلمات الموجودة في الصندوق.**

when where which ~~who~~ whose

This is the scientist	that / ¹ who	works at the zoo.
This is the tiger	that / ² which	is living in the zoo now.
That was the day	³ when	my cat had kittens.
This is the zoo	⁴ where	the vet works on Fridays.
This is the woman	⁵ whose	parrot speaks English.



اقرأ واختر الكلمات الصحيحة

4 Read and choose the correct words.

- 1 This is the cat **that** / **where** had kittens.
- 2 That is the teacher **who** / **whose** helped the kittens on the street.
- 3 This is the girl **whose** / **who** horse was in the competition.
- 4 That is the park **where** / **whose** we saw the parrots.
- 5 The museum **that** / **who** I want to visit is near the zoo.
- 6 This is the day **where** / **when** we help at the animal shelter.
- 7 That was the jungle in **which** / **whose** the man saw the tiger.

5 Read and write the sentences. اقرأ ثم اكتب الجمل

- 1 Julie / kangaroo / has / a long tail. (that)
Julie is the kangaroo that has a long tail.
- 2 Manny / elephant / ears / are big. (whose)
Manny is the elephant whose ears are big.
- 3 Australia / place / kangaroos / live (where)
Australia is the place where kangaroos live.
- 4 Ahmed / vet / helps / the polar bear. (who)
Ahmed is the vet who helps the polar bear.
- 5 Saturday / we / help animals / in the shelter. (when)
Saturday is when we help animals in the shelter.
- 6 This / animal book / we / got / for our little brother. (which)
This is the animal book which we got for our little brother.

6 Listen, read, and choose. استمع وإقرأ ثم اختر الإجابة الصحيحة

This is the gray elephant ¹ **who** / **whose** ears are big.

That is the big panda ² **that** / **when** is black and white.

This is the small monkey ³ **who** / **whose** teeth are dirty.

That is the giraffe that has a loooong neck, that's right.

Chorus

At the zoo, at the zoo.

We are having so much fun here at the zoo.

Is that the green parrot ⁴ **that** / **whose** can say hello?

Is that the brown kangaroo ⁵ **that** / **where** jumps and never falls?

I think that's the tiger ⁶ **whose** / **that** is brave and strong.

And that is the vet who takes care of them all.

Chorus (x2)

7 Listen again and chant. استمع مرة أخرى وردد النشيد



انظر إلى الصورة وقل أين يتواجد الأشخاص

1 Look at the picture and say where the people are.

a an animal shelter b a zoo

2 Check (✓) all the animals that you see.

<input type="checkbox"/> حصان horse	<input type="checkbox"/> فرد monkey	<input checked="" type="checkbox"/> ببغاء parrot	<input type="checkbox"/> فار mouse
<input checked="" type="checkbox"/> سلحفاة tortoise	<input checked="" type="checkbox"/> قط cat	<input checked="" type="checkbox"/> أرنب rabbit	<input type="checkbox"/> باندا panda

3 Listen and read. استمع وإقرا

A Visit to the Animal Shelter



Seth and Emma are at the local animal shelter. They're interviewing Dr. Sullivan. She is a vet who is a volunteer there.

Seth: What do you do here, Dr. Sullivan?

Dr. Sullivan: I work with other vets who help animals that are sick, like Pinky here.

Emma: What happened to Pinky? He looks frightened.

Dr. Sullivan: Pinky is a rabbit who came here with a broken leg. I operated on him this morning.

Seth: Poor Pinky!

Emma: Do you have people who take care of some of the animals here?

Dr. Sullivan: Yes, we do, but animals are a big responsibility!

Seth: Can I take care of Pinky when he's better? I think Pinky

will be happy at my house.

Parrot: No, he won't! No, he won't!

Seth: Who said that?

Parrot: Not me! Not me!

Dr. Sullivan: Oh, that's a parrot who has been here a long time. He's always unhappy and mean.

Parrot: I'm not mean! Take care of me!

Dr. Sullivan: Don't worry about him. He needs people to love him and help him feel safe, too!

Emma: Then he can come home with me!

Dr. Sullivan: That's great! Children who want to help animals are the best!

4 اقرأ مرة أخرى ثم اختر الكلمات الصحيحة.

- 1 Dr. Sullivan is a volunteer / lives at the local shelter.
- 2 Seth wants to take care of the cat / rabbit.
- 3 People who take care of pets need to be responsible / happy.
- 4 The parrot wants / doesn't want someone to take care of him.
- 5 Dr. Sullivan thinks the parrot needs / doesn't need a home.
- 6 The story is about how people can make animals feel safe / frightened.

دراسة إجتماعية وعاطفية

Social and Emotional Learning


Read and complete for you. Then discuss.

- 1 When you take care of an animal, you must _____
- 2 Not all animals can be pets because _____
- 3 If you take care of an animal, you must _____

إيما تجري مقابلة مع الدكتورة سولفيان. تحقق من الأسئلة التي تعتقد بأن إيما ستقوم بطرحها على الدكتورة. تحدث مع زميلك

- 1 Emma is interviewing Dr. Sullivan. Check (✓) the questions you think Emma is going to ask her. Talk to your partner.

ماذا تعمل؟



- 1 What do you do?
لماذا قررت أن تصبح طبيب بيطري؟
- 2 Why did you decide to become a vet?
كم عدد الحيوانات التي لديك؟
- 3 How many animals do you have?
ما هو الجزء المفضل لديك في عملك؟
- 4 What is your favorite part of your job?
أين تعمل الآن؟
- 5 Where do you work now?
لماذا تحب العمل في حديقة الحيوان؟
- 6 Why do you like to work at the zoo?
ما هو حيوانك المفضل؟
- 7 What is your favorite animal?

استمع للحوار. تحقق من أجوبتك للتمرين 1

- 2 Listen to the conversation. Check your answers for Exercise 1.

- 3 Listen again and match. استمع مرة أخرى ثم طابق

- | | |
|---|-------------------------------|
| 1 The interview is going to be in the | a panda. |
| 2 Dr. Sullivan decided to become a vet | b at the zoo. |
| 3 Dr. Sullivan's cat | c lion. |
| 4 Dr. Sullivan works | d school newspaper. |
| 5 Dr. Sullivan's favorite animal is the | e when she was a little girl. |
| 6 Emma's favorite animal is the | f was very sick. |

قم بإجراء مقابلة مع زميلك وقم بكتابة الاجوبة. أجب عن أسئلة زميلك

- 4 Interview your partner and write the answers. Answer your partner's questions.

Interview questions

My partner's name: Loai

What is your favorite animal?

My favorite animal is the lion.

What does your favorite animal eat?

Lions are animals that only eat meat.

Where can you see it?

I can see lions in grasslands and plains.

What color is your favorite animal?

Lions are yellow, brown, and orange-brown.

المفردات Vocabulary



1 Listen and number. استمع ورقم

a Be **careful**! It's not **safe** to stand too close to the lion!

احذر انه غير آمن الوقوف بالقرب من الأسد



لا بأس أنا شجاع بالإضافة إلى انه يبدو ودود

It's OK. I'm **brave**! Plus, he looks **friendly**!

2

b بالفعل الزرافة طويلة. انظر



The giraffes are really **tall**. Look!

وتبدو جميلة جدا

And they're very **pretty**!

3

c البومة ذكية جدا



That owl is very **smart**.

والسلحفاة بطيئة في المشي

And the turtle is **slow**.

1

2 Listen, point, and say. استمع وأشر وقل

3 Read and complete the words. اقرأ ثم أكمل الكلمات

- 1 Elephants and giraffes are t a l l.
- 2 My cat is very s m a r t. It knows a lot of tricks.
- 3 Dr. Sullivan says we have to be c a r e f u l with animals.
- 4 Gorillas are b r a v e. They are not afraid of people.
- 5 The fish in the tank are colorful and p r e t t y.
- 6 Snails are s l o w.
- 7 My parrot is chatty and f r i e n d l y.
- 8 It is not s a f e to cross the busy street when the lights are red.

4 Act out and guess with your partner.

مثل دور اسلوب وحركات حيوان معين وحزر مع زميلك عن اسم الحيوان

Are you slow?

Yes, I am.

Are you a tortoise?

Yes, I am.

You are a slow tortoise!

Yes. Good job!

7

88

والببغاء الطائر الأكثر ذكاء. بإمكانه التحدث الأرنب الأبيض أفضل حيوان أليف هنا **اقرأ وأكمل المخطط**

1 Read and complete the chart.

Horses are **more friendly** than cats.
الخيل أكثر ودية من القطط

The white rabbit is **the cutest** pet here!

And the parrot is **the most intelligent** bird. It can talk!

Yes, but cats walk **more quietly** than horses.

الصفات / الظروف الطويلة والقصيرة Long and Short Adjectives / Adverbs

Horses are friendly .	Horses are ¹ more friendly than cats.	Horses are the most friendly animals in the world.
Cats are quiet animals.	Cats are ² more quiet than horses.	Cats are the most quiet pets.
Rabbits are cute .	Rabbits are cuter than parrots.	Rabbits are ⁴ the cutest animals in the animal shelter.
Tortoises walk slowly .	Tortoises walk ⁵ more slowly than cats.	Tortoises walk ⁶ the slowest

2 Look and write a comparative sentence. انظر ثم اكتب جملة باستخدام صيغة المقارنة للصفات

①



The mouse is **faster** than the frog. (fast)

②



The giraffe is walking **more slowly** than the lion. (slowly)

③



The rabbit is **cuter** than the frog. (cute)

④



The white cat is **more friendly** than the brown cat. (friendly)

⑤



The tiger is **braver** than the mouse. (brave)

3 Complete with the superlative forms. أكمل الجمل باستخدام صيغ التفضيل للصفات

- Giraffes are the **tallest** animals on the planet. (tall)
- What do you think the **most friendly** animal is? (friendly)
- This monkey is the **smartest** animal in the zoo. (smart)
- Aisha is the student who is the **most intelligent** in the class. (intelligent)
- Lions are one of the **quickest** animals in the world. (quick)

4 Write your own sentences about different animals with the words given.

اكتب جملك الخاصة عن مختلف الحيوانات باستخدام الكلمات التي في الصندوق

careful

smart

friendly

safe

1. We need to be more careful when you see a crocodile.

2. Monkeys are smart animals.

3. Cats are friendly animals.

4. It's not safe to touch a tiger.




انظر إلى الصور. خمن عن موطن هذه الحيوانات


- 1 Look at the pictures. Guess where the animals are from. **1. Australia.**
- 2 Read the text and check your answers in Exercise 1.

www.animalfactfiles.com

Australia is a place that has many unique animals. It is the only place in the world where you can find kangaroos and king parrots.



Kangaroos are big brown or gray animals with strong legs and long tails. Kangaroos are mammals that live in grasslands. They eat plants or grass. They can be dangerous if they are frightened, so people must be careful around them. Kangaroos use their tails to jump when they want to move. They can live for more than ten years.



King parrots are pretty birds that live in trees in jungles in small groups. They have beautiful blue, red, and green feathers. They eat fruits, seeds, and leaves. They are friendly animals and more intelligent than kangaroos. They can also learn some words, and some people like to have them as pets. They can live for more than 20 years.

أكمل الجدول بالمعلومات الحقيقية عن حيوان الكانغر والبيغاء الملكي وقارن بينهما

- 3 Complete the fact file. Compare both animals.

	Kangaroo	King Parrot
الحجم واللون Size and Color	big, brown, or gray	blue, red, and green
الموئل Habitat	grasslands	trees in the jungle
الغذاء Food	grass and plants	fruits, seeds, and leaves
العمر الافتراضي Life Span	more than 10 years	more than 20 years
حقائق أخرى مثيرة Other Interesting Facts	use their tails to jump	friendly, people like them as pets.

- 4 Read and discuss.

ما هي الحيوانات الأخرى التي تعرفها وتعيش في أستراليا؟
1 What other animals from Australia do you know?
كيف تختلف هذه الحيوانات؟
2 How are they different?

Sample answers:

1. Koala, dingos, and wallabies.
2. Koalas are tree-dwelling mammals. They eat leaves of trees. A dingo is the largest land-predator in Australia. They eat meat.

أكمل المخطط باستخدام الكلمات التي في الصندوق

1 Complete the chart with the words.

Verb	Adjective	Noun
care	1 <u>careful</u>	care
interest	2 <u>interesting</u>	interest
endanger	dangerous	3 <u>danger</u>
4 <u>frighten</u>	frightening	fright
help	5 <u>helpful</u>	help

2 Read and choose the correct words. **إقرأ ثم أختَر الكلمات الصحيحة**

- We need to careful / care for the animals. نحن بحاجة لنهتَم بالحيوانات
- Australia has many interest / interesting animals. أستراليا لديها الكثير من الحيوانات المثيرة
- Lions can be danger / dangerous when they are hungry. يمكن أن تكون الأسود خطيرة عندما تكون جائعة
- Don't frighten / frightening the birds. Walk quietly. لا تخيف الطيور. إمش بهدوء
- The vet needed some helpful / help yesterday at the shelter. احتاج البيطري بعض المساعدة أمس في ملجأ الحيوانات
- We must be careful / care with our pets at home. يجب أن نعتني بقطنا في المنزل
- Pollution can endanger / dangerous the animals in the jungle. يمكن للتلوث أن يهدد الحيوانات في الغابة

3 Read and write. **إقرأ واكتب**

- Think of two animals you like or know about. فكر في اثنين من الحيوانات التي تحبها أو تعرفها
- Write a fact file like the one on page 90 about each one. اكتب ملفاً بمعلومات حقيقية مثل الملف الموجود في صفحة 90 عن كل حيوان
- Mention: **اذكر**
 - size and color, الحجم واللون
 - the food they eat, الطعام الذي يأكله
 - which is faster or slower, and أيهما أسرع أو أبطأ
 - any other differences. أي فروق أو إختلافات أخرى

نموذج للإجابة

Sample answers:

	Tiger	Kangaroo
الحجم واللون	big, orange, brown	big, brown or gray
الطعام الذي يأكله	meat	plants or grass
أيهما أسرع أو أبطأ	A tiger is faster than kangaroo	A kangaroo is slower than a tiger
إختلافات أخرى	Tigers have four developed and muscular limbs	Kangaroos have hind limbs, smaller and less developed

Integrated Learning: Natural Science



انظر إلى الصور ثم أجب عن الأسئلة مع زميلك

1 Look at the pictures and answer the questions with your partner.

ماذا تعرف عن كل حيوان؟

1 What do you know about each animal?

2 How are they different? كيف يختلف كلا منهما عن الآخر؟

اقرأ واكتب الحرف T للجمل الصحيحة واكتب الحرف F للجمل الخطأ ثم قم بتصحيح الجمل الخاطئة

2 Read and write T (true) or F (false). Correct the false sentences.



Tigers are animals that live in Asia.

They are orange and brown and have long tails.

They are the largest wild cats in the world. They aren't friendly and don't like groups.

Tigers can live for about ten years.

Did you know?

There is a white spot behind each tiger's ear.



African elephants are animals that live in Africa.

They are gray or brown and have long trunks.

African elephants are the largest land animals in the world and can live more than 50 years.

They live in small family groups.

Did you know?

An elephant's trunk is part of its nose.



Reindeer are animals that live in different parts of the world.

There are a lot of reindeer in Europe.

They are brown or gray and have white fur around their necks.

Reindeer run fast and can live for about 20 years.

Did you know?

Reindeer live in very large groups called herds.

1 تعيش النمر لفترة أطول من الأفيال خطأ والصحيح ان الأفيال تعيش أطول من النمر

1 Tigers live longer than elephants. F

2 الأفيال الأفريقية أكبر من أي حيوانات أخرى في البرية - صواب Elephants live longer than tigers.

2 African elephants are bigger than any other land animals. T

3 تعيش الرنة في مجموعات أكبر من النمر - صواب

3 Reindeer live in bigger groups than tigers. T

4 النمر هي أصغر القطط في العالم - خطأ والصحيح انها من أكبر القطط

4 Tigers are the smallest cats in the world. F


Tigers are not the smallest cat in the world

5 تعيش الأفيال الأفريقية في مجموعات أصغر من قطع الرنة

5 African elephants live in smaller groups than reindeer. F

ابحث عن حيوان يعيش ويتواجد بكثرة في المملكة العربية السعودية

3 Research and present a native animal from Saudi.



ما هو الحيوان؟ What animal is it?

أين يعيش؟ Where does it live?

ما لونه؟ What color is it?


كم عدد السنوات يمكن أن يعيش؟ How long can it live?

هل يعيش مع حيوانات أخرى؟ Does it live with other animals?

ما هي الميزة الخاصة لهذا الحيوان؟ What is special about it?

ما هي الميزة الخاصة لهذا الحيوان؟

3 Research and present a native animal from Saudi.



موقع واجباتك

1 Play and answer.

ما هو الحيوان المفضل للدكتورة سلفيان؟ ولماذا؟

Start / Finish

1 What is Dr. Sullivan's favorite animal?
Why?
1. lion, because they're strong and fast

2 ما اسم هذا الحيوانات؟
Name the animals.
2. polar bear



اي مكان لا ترغب ايما أن ترى الحيوانات فيه؟

3 Where doesn't Emma like to see animals?
3. in cages

7 ضع دائرة على الإجابة الصحيحة Circle.

This is the zoo
where who you can see kangaroos.
7. where

6 تحدث عن حيوانك المفضل؟
Talk about your favorite animal.
6. My favorite animal is the loin. It's strong and fast.

ضع دائرة على الإجابة الصحيحة

5 Circle.
Don't frighten frightening the animals. Speak quietly. 5. frighten

4 قارن بين الخيول والقطط
Compare horses and cats. Use "friendly".
4. Horses are more friendly than cats.

8 أضف اثنين آخرين من الظروف
Add two more adverbs.

slowly
8. friendly
quickly

9 حيوان غير سعيد مذكور في القصة فما هو؟
Which animal is mean and unhappy in the story?
9. the parrot

10 ضع دائرة على الإجابة الصحيحة Circle.
Khalid is the boy who / whose parrot talks.
10. whose

11 ما لوجه الاختلافات بين الكنغر والبيغاء الملكي؟
How are kangaroos and king parrots different?
11. Kangaroos are taller than king parrots. King parrots are more intelligent than kangaroos.

Return

14 Complete. أكمل
My cat is smart.
It can do tricks!

13 أي حيوان تعتقد انه شجاع؟ ولماذا؟
Which animal do you think is brave? Why?
13. Lion because it's strong and fast.

12 Complete. أكمل
The elephant is the largest land animal that lives in Africa.

المشروع

Project

قم بتصميم ملجأ حيوان

Design an animal shelter.

Work with a partner and:

- imagine you are designing an animal shelter for your town.
- plan your animal shelter.
- make a model of your animal shelter.
- present your animal shelter to the class.



Project

Design an animal shelter.

Work with a partner and:

- imagine you are designing an animal shelter for your town.
- plan your animal shelter.
- make a model of your animal shelter.
- present your animal shelter to the class.




Sample answers:

How to Design a Shelter For Rabbits

Rabbits are active and need to be able to hop, run, jump, dig and stretch out fully when lying down. They need enough room to exercise and stand up fully on their back legs without their ears touching the roof. For two medium-sized rabbits, we recommend a living space no smaller than 3m x 2m and 1m high - this will include their main shelter and exercise area. A dedicated shed, hut or playhouse with an exercise area attached can make a great home. Rabbits like to have separate areas in their shelter for eating, resting and toileting.



Workbook



TopGoal!



Nico Dantaz Rachel Finnie

1

وزارة التعليم
Ministry of Education
2024 - 1445

الحل من اعداد موقع واجباتي - جميع الحقوق محفوظة



Top Goal, Workbook 1

Published by McGraw-Hill Education (UK) Limited
Unit 4, Foundation Park,
Roxborough Way,
Maidenhead SL6 3UD
T: +44 (0) 1628 502500
Website: www.mheducation.co.uk

British Library Cataloguing in Publication Data

A catalogue record for this book is available from the British Library.

Academic Design and Course Consultants: Nico Dantaz and Rachel Finnie
Content Development and Editorial Production: The Content Station Ltd.
Design and Layout: The Content Station Ltd.
Cover Design: Vicky Xinou – purple
Audio Production: Bob Schneider and Hallary Dworet for Bobally Records

Published by McGraw-Hill Education. Copyright © 2024 by McGraw-Hill Education. All rights reserved. No part of this publication may be reproduced or distributed in any form or by any means, or stored in a database or retrieval system, without the prior written consent of McGraw-Hill Education, including, but not limited to, in any network or other electronic storage or transmission, or broadcast for distance learning.

ISBN-13: 9781398960473
ISBN-10: 1398960470

© 2024 Exclusive rights by McGraw-Hill Education (UK) Limited for manufacture and export. This book cannot be re-exported from the country to which it is sold by McGraw-Hill Education (UK) Limited.



Contents

وزارة التعليم
Ministry of Education

W	Welcome!	120
1	Family Events	124
2	Chores	136
3	Stories	148
4	After-School Fun	160
5	Outdoor Fun	172
6	House Accidents	184
7	Wildlife	196
8	Weather	208
G	Goodbye!	220

TERM

1

TERM

2


TERM

3

يجب أن تذهب إلى الطبيب انظر وابحث عن الكلمات ثم ضع دائرة عليها

1 Look and find. Circle.

H	E	A	D	A	C	H	E	E	O	S
A	T	T	Y	U	J	K	L	A	J	T
G	O	R	F	A	L	L	B	R	M	O
H	O	D	C	U	T	Q	C	A	N	M
C	T	E	E	R	H	A	D	C	B	A
V	H	X	H	U	R	T	S	H	V	C
C	A	G	T	G	K	D	X	E	G	H
O	C	S	I	C	K	F	W	H	F	A
U	H	H	A	S	L	C	R	Y	D	C
G	E	B	A	C	K	E	A	V	S	H
H	J	I	O	X	R	A	Y	C	V	E



1 سعال cough



2 أشعة سينية X-ray



3 صداع headache



4 وجع الأذن earache



5 يسقط fall



6 يتأذى hurt



7 ألم في الأسنان toothache



8 يبكي cry



9 ألم في المعدة stomachache



10 مريض sick



11 ألم في الظهر back



12 cut

استخدم الكلمات التي في التمرين 1 وتسميتها على الصور Use the words in Exercise 1 and label the pictures.



انظر واكمل الفراغات

3 Look and complete.



أكل جيم الكثير من الطعام وألان يعاني من الألام في المعدة

- 1 Jim ate a lot of food, and now he has a stomachache.



تيم لعب كثيراً من ألعاب الفيديو وألان لديه صداع

- 2 Tim played a lot of video games, and now he has a headache.



عائشة لديها خدش في إصبعها بعد إعدادها سلطة الفواكه

- 3 Aisha has a cut on her finger after making a fruit salad.



تعرض ريان لسقوط وجرح ساقه

- 4 Ryan had a fall and hurt his leg.



ميلودي ليست على ما يرام وتشعر أنها مريضة

- 5 Melody is not very well; she feels sick.



باركر يبكي وأخوه يتحدث إليه

- 6 Parker is crying, and his friend is talking to him.

انظر واكتب ماذا يحدث للأطفال


4 Look and write what is the matter with the children.



He is having an X-ray.
لديه أشعة



He has a cough.
لديه سعال



She has a toothache.
لديها وجع أسنان



He has an earache.
لديه وجع في الأذن



He is falling over.
انه يسقط على الأرض



He has a bad back.
لديه ألم سيء في الظهر



1 Read and choose the correct option.

- 1 I have a headache. You **should** / **shouldn't** watch TV.
 2 I am in a hospital's corridor. You **don't have to** / **have to** be quiet.
 3 I want to get better. You **must** / **mustn't** take your medicine.
 4 He has a cold. He **shouldn't** / **should** play outside.
 5 I have a toothache. You **shouldn't** / **should** go to the dentist.
 6 I had a fall climbing a tree. You **don't have to** / **have to** be careful.

اقرأ ثم أكمل الفراغات باستخدام **must, mustn't, should, shouldn't, have to, don't have to**

2 Read and complete with **must, mustn't, should, shouldn't, have to, and don't have to**.

Ashraf: Majid! That was a bad fall. You ¹ must be careful.

Majid: Yes, I know! Ouch, my leg.

Ashraf: You ² **mustn't** walk. I can call the nurse for help.

Majid: You ³ **don't have to**. I'm OK.

Ashraf: No, it's fine. You ⁴ **should** stay calm if you can.

Majid: OK. I ⁵ **shouldn't** run that fast!

Later ...

Nurse: What's the matter, Majid?

Majid: My leg hurts.

Nurse: You ⁶ **must** stay very still and you ⁷ **mustn't** move at all! I ⁸ **have to** call an ambulance.



أكمل باستخدام العبارات الموجودة في الصندوق ثم طبق

3 Complete with the phrases in the box. Then match.

- لا يتوجب عليك أن تذهب **don't have to go** يجب عليك إغلاق **have to cover** يجب أن ترى **must see** يجب أن تلبس **-must wear-**
 يجب ان تبقى **should stay** لا ينبغي أن تمشي **shouldn't walk**

- أريد ان أقود دراجتي الجديدة
 1 I want to ride my new bike. → a You **have to cover** your mouth with your hand.
 لدي سعال
 2 I have a cough. → b You **don't have to go** to school.
 فاطمة تشعر بصداع شديد
 3 Fatima has a terrible headache. → c You **must see** a dentist.
 سقطت وجرحت ساقي
 4 I had a fall and my leg hurts. → d She **should stay** in a dark room.
 أشعر بالمرض
 5 I'm feeling sick. → e You **must wear** a helmet.
 لدي صداع شديد
 6 I have a terrible toothache. → f You **shouldn't walk** or stand up.



اقرأ وأكمل النص. استخدم الكلمات التي في المربع

4 Read and complete the text. Use the words in the box.

don't have to had to have to stay must call mustn't move -should-be

2 had to 3 must call 4 mustn't move 5 have to stay 6 don't have to

Last week, I had an accident at home.

I know I ¹ should be more careful.

I was in the kitchen. I had a knife in my hand because I wanted to make a salad. The knife fell and cut my finger.

I ² had to quickly wash my finger, but got a lot of water on the floor. I

wasn't careful and had a bad fall. I hurt

my back. Luckily, I had my cell phone. "You ³ must call an ambulance,"

I thought to myself. When help arrived, they said, "You ⁴ mustn't move your back." They took me to the hospital. They had to do an X-ray on my back.

The doctor said, "You ⁵ have to stay in bed for week!" "Too bad!" I thought, "but I ⁶ don't have to go to school!"



اقرأ واكتب ما يجب / لا يجب أو ينبغي / لا ينبغي على الشخص أن يفعله

5 Read and write what the person must / mustn't or should / shouldn't do.

صديقتك تسقط ولديها خدش في ركبته

1 Your friend falls over and gets a cut on her knee.

You must wash the cut and go to the nurse. You mustn't get the cut dirty.

صديقتك يبدو أنها ستمرض

2 Your friend looks like she's going to be sick.

You should go to the bathroom. You shouldn't eat for a few hours.

يعاني صديقك من وجع أسنان كل أسبوع

3 Your friend gets a toothache every week.

You must go to the dentist. You mustn't eat too much candy.

صديقك يسعل كثيراً

4 Your friend is coughing a lot.

You must go to the doctor.

صديقك يؤذي رأسه ويعاني من صداع

5 Your friend hurts his head and gets a headache.

You must go to the nurse or you must stay in a dark room.

صديقك دائماً تعبان في المدرسة

6 Your friend is always tired at school.

You should go to bed early.

القصة Story



انظر واختر الخيار الصحيح

1 Look and choose the correct option.

سقوط الأب بسبب

Dad's fall is caused by ...
سيارة يتم التحكم فيها عن بعد
a a remote-controlled car.

لوح تزلج
b a skateboard.

مرطبات وعصير
c cookies and juice.

2 Look and order the pictures. انظر ثم رتب الصور


a Dad is fine! Let's play again.



b Poor Dad ... let's take him some ice!




c I'm fine. Thank you. أنا بخير. شكراً



d Hey kids! Cookies and juice for you!



e Oh, no! أوه، لا



3 Match the titles with the pictures. طابق العناوين مع الصور

1 Oh, no! e

2 I'm fine. Thank you. c

3 Dad is fine! Let's play again. a

4 Poor Dad ... let's take him some ice! b

5 Hey kids! Cookies and juice for you! d

استخدم الصور التي في التمرين 2 ثم اكتب القصة. استخدم الكلمات الموجودة في المربع

4 Use the pictures in Exercise 2. Write the story. Use the words in the box.

لعبة toy يلعب في فناء البيت play in the yard مرطبات وعصير cookies and juice صعد على لوح التزلج step on the skateboard
يقلب ثلج bring ice قدم الأب Dad's foot تمام OK

Alex and his sister Lisa are playing in the yard. Dad came with cookies and juice. He stepped on the skateboard. He couldn't stop and fell into the flowers. Alex and Lisa brought ice for their dad's foot, but he was OK. It was a joke.

اليكس وأخته ليزا يلعبان في الفناء. وصل الأب يحمل عصيرا ومرطبات. وضع رجله على لوح التزلج ولم يستطع التوقف. أحضر اليكس وليزا الثلج لقدم أبوهم لكنه كان على ما يرام. إنها مجرد نكتة

استمع وتحقق

1 Listen and check (✓).

1 What's the matter with Violet? ما الأمر مع فايلت؟



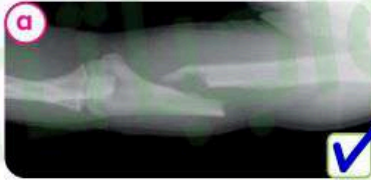
2 What does Kai have? ماذا لدى كاي؟



3 Where should Luna go? أين يجب أن تذهب لونا؟



4 What X-ray did Ana have? ما هي الأشعة التي عملها أنا؟



5 What must Mia wear? ماذا يجب على ميا أن تلبس؟



استمع مرة أخرى ثم أجب بنعم أو لا

2 Listen again and answer yes or no.

- 1 Violet ate lots of pizza. yes
- 2 Kai doesn't feel sick. yes
- 3 Luna's at the nurse's office. yes
- 4 Ana's leg hurts. no
- 5 Mia doesn't have a helmet. yes

المفردات Vocabulary



رتب الحروف للكلمات التي في المربع ثم اكتبها على السطور

1 Order the letters and write the words on the lines.

bdna dia lil ~~staupisr~~ tpu no stadoirsnw tsmocha kate fof lal ghtri

الجزء العلوي من المبنى

1 The top part of a building.

الجزء السفلي من المبنى

2 The lower part of a building.

جزء في جسمك حيث يذهب إليه الطعام

3 The part of your body where food goes.

نفس معنى المرض

4 The same meaning as "sick."

يمكنك أن تقول أنا بخير أو أنا

5 You can say "I'm OK" or "I'm ..."

الشي الذي يمكنك وضعه على الجرح

6 The thing you can put on a cut.

عندما تكون بدون ملابس أنت الملابس

7 When you get undressed, you ... clothes.

تقول عندما ترتدي الملابس

8 ... clothes is the same as "get dressed."

upstairs

downstairs الطابق السفلي

stomach المعدة

ill مرض

all right على ما يرام

band aid اسعافات أولية

take off يخلع

put on يضع

انظر إلى الصورة. اكتب الشكل الصحيح للكلمات من التمرين 1

2 Look at the picture. Write the correct form of the words from Exercise 1.

ff 8 putting on


This is a hospital.

1 Upstairs , there's a boy who hurt his leg this morning. There's a 12-year-old girl. Her 2 stomach hurts. She doesn't feel very well.

There's a boy with a green face. He feels

3 ill and is going to be sick. 4 Downstairs , there are a lot of people.

There's a doctor at the door. There's a man who feels 5 all right now and he can leave the hospital. A little girl is crying because she has a cut on her arm. A nurse is putting a 6 band aid on it. The man who is 7 taking off his helmet has a problem with his arm. And there's a nurse who is 8 putting on her coat and leaving. It's the end of her day.





إقرأ واختر الخيار الصحيح

1 Read and choose the correct option.

- 1 I have a cut on my leg. Is there **everywhere** / **anywhere** I can sit down?
- 2 Are you all right? Is there **something** / **nothing** I can do to help?
- 3 Your leg is OK. I don't feel **nothing** / **anything**.
- 4 Does **anyone** / **everyone** have some medicine? I can't stop coughing.
- 5 My leg hurts, my arm hurts, and my back hurts. I think I need an X-ray of everything because it hurts **nowhere** / **everywhere**.
- 6 There's **someone** / **something** in my eye. I can't see at all!

إقرأ ثم أكمل. استخدم الكلمات الموجودة في المربع

2 Read and complete. Use the words in the box.

أي شخص anyone	أي شخص -anyone-	أي شيء anything	كل شخص Everyone	شخص ما someone
------------------	--------------------	--------------------	--------------------	-------------------

- Doctor:** Is there ¹ anyone in the waiting room, nurse?
- Nurse:** Yes, doctor. Look at the list! ² **Everyone** is very sick.
- Doctor:** Oh, dear.
- Nurse:** There's ³ **someone** with a bad cough.
- Doctor:** OK. Is there ⁴ **anyone** who needs an X-ray?
- Nurse:** Yes, there's a boy who had a bad fall. He says his back hurts.
- Doctor:** That's bad. We should see him first.
- Nurse:** Is there ⁵ **anything** we can give him?
- Doctor:** Yes. Send him in.



إقرأ وأكمل باستخدام الصيغة الصحيحة لـ **any, every, no, some**

3 Read and complete with the correct form of **any-, every-, no-,** and **some-**.

Saeed lived in a small apartment. He had ¹ nowhere to play, so he went to the park every day. One day, he decided to ride his bike in the park. ² **Everything** was all right at first and he enjoyed cycling near the lake. But suddenly, there was ³ **something** wrong with his bike, and he couldn't stop. Splash! Saeed and his bike went into the lake! Oh, no!

A boy asked, "Are you all right?" "I think so," replied Saeed, "but my leg hurts." "I'm going to ask ⁴ **someone** to call an ambulance," said the boy. By now there were a lot of people next to the lake, but ⁵ **no one** had a phone. "Oh, no," said Saeed. He tried to get up. Luckily, there was ⁶ **nothing** wrong with his leg – he was OK. The only problem was he was VERY wet and cold!

القراءة Reading



انظر إلى الصور في التمرين 2 وتوقع ما هو الحادث

1 Look at the pictures in Exercise 2 and predict what the accident is.

ألم في المعدة

a a stomachache

جرح سيء

b a bad cut

صداع

c a headache

2 Read and number the pictures. اقرأ ثم رقم الصور

إجراءات الإسعافات الأولية FIRST-AID PROCEDURE

ماذا تفعل إذا سقط شخص ما وتآلمت ركبته أو ساقه؟


What to do if someone falls over and hurts their knee or leg!

1 First, the person should lie still and shouldn't move their knee.

2 Then, you should put some ice or a cold cloth on the knee. You mustn't press too hard because the knee hurts.

3 After that, you must clean the knee with water and cotton. Put a band aid on the cut to keep the dirt out.

4 You should then help the person to stand and walk. They shouldn't stand on their leg. You must take them to get help from a doctor or nurse.



أكمل الجمل. بإمكانك استخدام كلمة أو كلمتين أو ثلاث كلمات

3 Complete the sentences. You can use one, two, or three words.

1 When someone has a fall, they should lie still.

2 Put some ice or **a cold cloth** on the knee, but don't press too hard.

3 **Clean** the knee with water and cotton.

4 Then, put on a **band aid** to keep the cut clean.

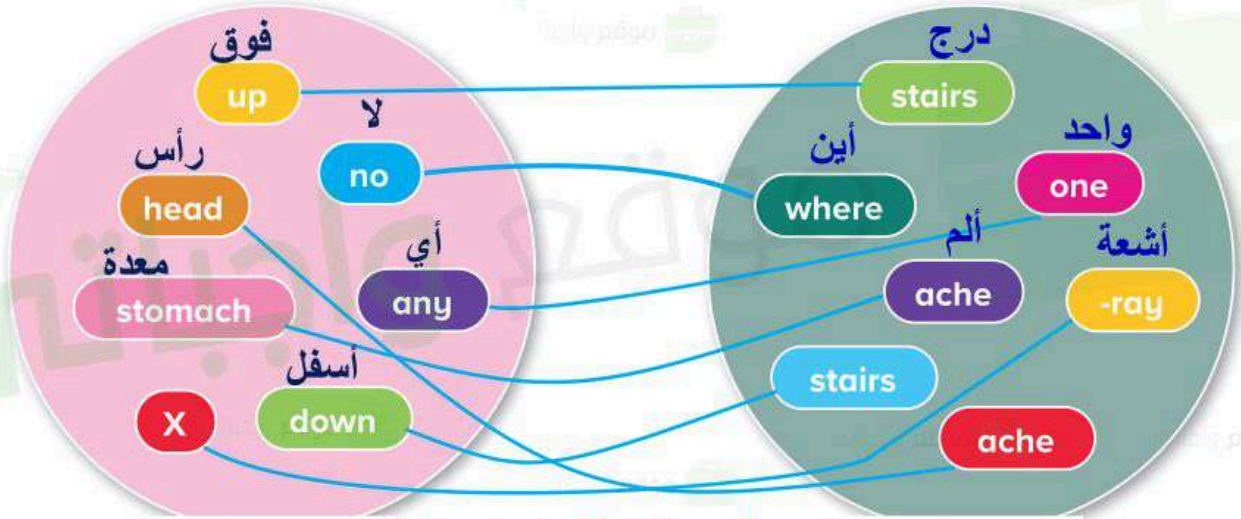
5 You should help your friend to **stand and walk**

انظر ولون جزئي الكلمة باللون الأزرق والأحمر

1 Look and color the two parts of the word in blue and red.

earache something
 everyone
 nowhere upstairs
 headache

2 Match the halves. طابق كل جزء من الكلمة مع الجزء الآخر.



اكتب إجراء الإسعافات الأولية عندما يسقط شخص ما من الدرج

3 Write a first-aid procedure for when someone falls down the stairs.

FIRST-AID PROCEDURE

1. First, the person should lie still and shouldn't move their knee.
2. Then, you should put some ice or a cold cloth on the knee.
3. After that, you must clean the knee with water and cotton. Put a band aid on the cut to keep the dirt out.
4. Finally, You should then help the person to stand and walk. They shouldn't stand on his leg. You must take him to get help from a doctor or nurse.

خطوات إجراء إسعاف اولي لشخص سقط من الدرج
 أولاً: يجب أن يستلقي الشخص على الأرض ولا يحرك ركبته
 ثانياً: ينبغي وضع بعض الثلج أو قطعة قماش باردة على الركبة
 ثالثاً: يجب تنظيف الركبة بالماء والقطن ووضع ضمادة على الجرح للمحافظة عليه من الأوساخ
 أخيراً: يجب مساعدة الشخص على الوقوف والمشي.
 وينبغي نقل الشخص إلى الطبيب أو الممرض لتلقي العلاج المناسب

Integrated Skills Review



استمع ثم اختر الخيار الصحيح

1 Listen and choose the correct option.

Chorus

What's the matter?

What's wrong?

Are you ¹all right / ill?

Try to be strong!

I went upstairs

and took a fall.

I fell down the stairs

and ended up in the hall.

I took off my sock

and looked at my foot.

I had a bad cut,

so on it a ²pill / band aid

I put!

Chorus

I ate a big pizza.

I felt very ³ill / band aid.

My stomach hurt a lot,

so I had to take a pill.

I ⁴took off / put on my helmet

and got on my bike.

But I shouldn't go cycling

late at night.

I fell off my bike

and ⁵ill / hurt my leg.

When I got home,

I had to go to bed.

Chorus

اقرأ وأكمل. استخدم الكلمات الموجودة في المربع ثم بإجراء الاختبار

2 Read and complete. Use the words in the box. Then do the quiz.

ألم أسنان ألم في المعدة يتألم صداع سعال جرح / قطع
toothache stomachache hurt headache cough cut

هل أنت جيد في الإسعافات الأولية؟
Are you good at first aid?

هل يمكنك مساعدة شخص مريض؟
Can you help someone who is sick?

- What should you say to someone who has a headache ?
You should ... a go to a dark room. b play video games. c listen to loud music.
- What should you say to someone who has a toothache ?
You should ... a brush your teeth. b go to the dentist. c eat lots of candy.
- What should you say to someone who has a cut ?
You should ... a put on a band aid b clean the cut. c not wash the cut.
- What should you say to someone who has a cough ?
You should ... a drink lots of water. b cover your mouth. c sing very loudly.
- What should you say to someone who has a stomachache ?
You should ... a go to the doctor. b lie down. c eat lots of pizza.
- What should you say to someone who hurt their leg?
You should ... a get an X-ray. b stand up immediately c not move.

اقرأ وابحث عن الكلمات. ضع دائرة على الكلمات

3 Read and find. Circle.

T	O	O	T	H	A	C	H	E
O	B	M	A	C	C	R	E	A
O	C	N	E	E	H	O	A	L
T	H	O	I	H	E	P	D	L
H	G	P	O	E	J	R	A	R
A	X	A	U	A	L	S	C	I
C	R	Y	Y	D	M	T	H	G
B	A	N	D	A	I	D	E	H
A	Y	N	B	B	N	A	S	T
E	Y	P	C	C	D	E	S	T

4 Read and complete. Use the words in the box.

ضمامة جرح حسنا يسقط يتألم يجب لا يجب ينبغي لا ينبغي
a band aid a cut all right ~~fall~~ hurt must mustn't should shouldn't

Nasir: What a ¹ fall! Are you ² all right, Omar?

Omar: No, I'm not. My arm and leg ³ hurt when I move.

Nasir: You ⁴ must keep still. You ⁵ mustn't try to move.


Omar: OK. It hurts a lot. I have ⁶ a cut on my hand, too.

Nasir: I have ⁷ a band aid for your cut. I'm going to call your parents. I think you need an X-ray.

Omar: Thanks, Nasir. I can hear my dad now, Omar, you ⁸ should be more careful! You ⁹ shouldn't go so fast!

Nasir: Yes, good advice, and you should wear a helmet.

Omar: I know.



5 Read and color for you.

I can name all sorts of accidents and illnesses.



I can use all sorts of words to ask and answer about accidents and illnesses.



I can read all sorts of texts about accidents and illnesses



I can write about accidents and illnesses using all sorts of forms.



I can listen to all sorts of conversations about accidents and illnesses.



I can speak about all sorts of accidents and illnesses.



7

Wildlife

سيث وأخته إيما يزوران الحديقة

Seth and his Sister Emma Visit the Zoo

انظر واكتب. استخدم الكلمات التي في المربع

1 Look and write. Use the words in the box.

نام قفص خطر سريع مخيف غابة كنغر أسد
asleep cage danger fast frightened jungle kangaroo lion
باندا ببغاء دب قطبي ببطء
panda parrot polar bear slowly



parrot



cage



jungle



lion



panda



frightened



asleep



kangaroo



danger



fast



slowly



polar bear

2 Read and complete. اقرأ ثم أكمل



أفقي Across

- 1 When you are sleeping.
- 6 A place where wild animals live.
- 7 This animal jumps and has big legs.
- 8 A tortoise is slow and a lion is ...
- 10 When something can hurt you.
- 11 A big brown animal that can run fast.




عمودي Down

- 2 This animal is black and white.
- 3 In zoos, some birds often live in this.
- 4 This bird can talk.
- 5 This is a white bear that lives in cold places.
- 8 When you feel nervous and in danger.
- 9 This is the opposite of fast.



انظر ثم أجب عن الأسئلة

3 Look and answer the questions.



ما الحيوان الذي يجري بسرعة؟

1 Which animal is running fast?

The lion is running fast.

كيف تتحرك السلحفاة؟

2 How is the tortoise moving?

The tortoise is moving slowly,

أي حيوان نائم؟

3 Which animal is asleep?

The panda is asleep.

كم عدد الدببة القطبية التي يمكنك رؤيتها؟

4 How many polar bears can you see?

There are two polar bears.

أي حيوان يشرب الماء؟

5 Which animal is drinking water?

The kangaroo is drinking,

أي حيوان يأكل الفواكه؟

6 Which animal is eating fruit?

The parrot is eating fruit.

استخدم الكلمات لكتابة جملك الخاصة عن الحيوانات التي في التمرين 3

4 Use the words to write your own sentences about the animals in Exercise 3.

يعيش الببغاء في قفص في الحديقة

1 The parrot lives in a cage at the zoo. (cage)

يجري الأسد بسرعة

2 The lion is running fast. (fast)

تعيش الأسود في الغابة

3 The lion lives in the jungle. (jungle)

أنا خائف من الأسد

4 I'm frightened of a lion. (frightened)

تأكل الباندا قصب الخيزران

5 The panda eats a lot of bamboo. (pandas)

الدببة القطبية حيوانات خطيرة

6 The polar bears are danger animals. (danger)



طابق لتكوين جمل

1 Match to make sentences.

حارس حديقة الحيوان هو شخص

1 A zookeeper is a person

2 This is the place ^{هذا هو المكان}

3 Hippos are animals ^{أفراس النهر هي حيوانات}

4 August is the month ^{أغسطس هو الشهر}

5 A vet is a person ^{الطبيب البيطري هو}

تعيش في الأنهار والبحيرات

a that live in rivers and lakes.

b when I want to visit the animal reserve. ^{عندما أردت زيارة منتجع الحيوان}

c who helps animals. ^{الذي يساعد الحيوانات}

d where animals live. ^{حيث تعيش الحيوانات}

e who works in a zoo. ^{يعمل في حديقة الحيوان}

2 Read and choose the correct option. **اقرأ ثم أختار الخيار الصحيح**

1 This is not the animal who / that I wanted.

2 The jungle is where / who tigers live.

3 This is the man whose / that daughter works in the zoo.

4 Maya is the giraffe that / whose lived in a different zoo.

5 This is the teacher whose / who has a blue parrot.

6 This is the day when / where my cat had kittens.

أكمل الجمل. استخدم الكلمات التي في المربع

3 Complete the sentences. Use the words in the box.

when -where where who that that



1 This is the park where we can see the rabbits. ^{هذا هو المنتزه الذي بإمكاننا رؤية الأرانب}

2 That is the lion that was sick. ^{ذلك هو الأسد الذي كان مريض}

3 That is the vet who helped the polar bears. ^{ذلك هو الطبيب البيطري الذي ساعد الدببة القطبية}

4 Is that the polar bear that likes to eat ice cream? ^{هل ذلك الدب القطبي الذي يحب أن يأكل الأيس كريم؟}

5 China is the country where pandas live. ^{الصين بلد حيث تعيش فيه الباندا}

6 Saturdays are the days when I visit the animal shelter.

^{أيام السبت هي الأيام التي أزور فيها ملجأ الحيوان}



رتب الكلمات لتكوين جمل


4 Order the words to make sentences.

- 1 is / the zoo / where / . / likes / Noura / to go / This
This is the zoo where Noura likes to go.
- 2 parrots / This / my friend / who / is / loves / .
This is my friend who loves parrots.
- 3 bananas / . / doesn't / the lion / like / Mayo / that / is
Mayo is the lion that doesn't like bananas.
- 4 the woman / were / kittens / is / This / . / whose / sick
This is the woman whose kittens were sick.
- 5 the zoo / where / This / we / is / the polar bears / . / can see
This is the zoo where we can see the polar bears.
- 6 visited the / when / the day / That / was / zoo / we / .
That was the day when we visited the zoo.

اقرأ واكتب جملة واحدة

5 Read and write one sentence.

- 1 سولي هو كنفغر سولي يحب الوثب العالي
Sully is a kangaroo. Sully likes to jump high.
Sully is the kangaroo that likes to jump high.
- 2 هذه هي الحديقة. الكثير من الحيوانات تعيش هنا
This is the zoo. A lot of animals live here.
This is the zoo where a lot of animals live here.
- 3 هذا الببغاء. يمكن له التحدث مع الناس
This is the parrot. It can talk to people.
This is the parrot that can talk to people.
- 4 اليوم يوم السبت. نريد أن نرى الباندا
Saturday is the day. We want to see the pandas.
Saturday is the day when we want to see the pandas.
- 5 الدكتور بدر طبيب بيطري. هو يعمل في الحديقة
Dr. Badr is a vet. He works at the zoo.
Dr. Badr is the vet that / who works at the zoo.
- 6 عادل حارس الحديقة. رأسه أسود
Adel is the zookeeper. His hair is black.
Adel is the zookeeper whose hair is black.





انظر إلى الصور ثم طابق الكلمات مع الصور الصحيحة

1 Look at the pictures. Match the words with the correct pictures.

ملجأ حيوان
animal shelter
بيغاء
parrot

1

2

3

خطر
danger
مخيف
frightened

2

2

صديق
friend

4

5

انظر واكتب ماذا يحدث للأرنب بينكي في الصور من 1-5

2 Look and write about what happens to Pinky in pictures 1-5.



Seth is taking Pinky home with him today.
Dr. Sullivan tells Seth where Pinky can live and what food he needs.



Pinky jumped over the field because
it was frightened.



Pinky ran away into the field. Seth
and his sister couldn't catch it.



A friend of them caught Pinky and
returned it back to Seth.



Seth thanked his friend.



Seth is with Pinky at home.

Pinky _____

Mom and Dad _____

3 Look at Exercise 2 again. Draw the end of the story and write about it.

اقرأ وتوقع الاجوبة. هل تعتقد أنها صحيحة أو خاطئة

1 Read and predict the answers. Do you think they are *T* (true) or *F* (false)?

- الأرانب حيوانات تحب العيش في مجموعات
- 1 Rabbits are animals that like to live in groups.
- الأرانب حيوانات تأكل فقط اللحم
- 2 Rabbits are animals that only eat meat.
- الأرانب حيوانات لا تخاف أبدا
- 3 Rabbits are animals that never get frightened.
- الأرانب حيوانات تعيش عادة في الغابة
- 4 Rabbits are animals that usually live in the jungle.

True

False

False, they often get frightened.

False, they live in different places.



استمع إلى سيث متحدثاً إلى الدكتورة سلفيان. تحقق من أجوبتك في التمرين 1

2 Listen to Seth talking to Dr. Sullivan. Check your answers in Exercise 1.

استمع مرة أخرى ثم أكمل الملاحظات

3 Listen again and complete the notes.

الأرانب

Rabbits

عادة تعيش الارانب في مجموعات

1 Rabbits usually

live in groups

هي تأكل العشب والخضروات والزهور البرية

2 They eat grass, vegetables, and wildflowers.

تستطيع الارانب الوثب والقفز

3 They can jump and hop.

عندما تشعر بالخوف فانها تستطيع أن تجري بسرعة

4 When they are frightened, they can run fast

يمكنك أن تجد الأرانب في الأراضي العشبية مثل الحدائق والجبال

5 You can find rabbits in grasslands like parks or mountains

6 A pet rabbit needs a home and

exercise يحتاج الأرنب الأليف إلى منزل وتدريب



المفردات Vocabulary



1 Read and find. Circle. **اقرأ وابحث عن الكلمات. ضع دائرة على الكلمات.**

F	R	I	E	N	D	L	Y
C	A	R	E	F	U	L	P
S	E	B	R	E	V	E	R
M	R	O	I	T	R	B	E
A	T	T	A	L	L	R	T
R	A	L	N	P	O	A	T
T	S	L	O	W	S	V	Y
B	G	R	S	A	F	E	S

brave	شجاع
careful	حذر
smart	نكي
friendly	ودود
pretty	جميل
safe	آمن
slow	بطي
tall	طويل

اقرأ واختر الخيار الصحيح

2 Read and choose the correct option.

- هذا العصفور لديه ألوان جميلة. هي جميلة / شجاعة جدا
- 1 This bird has beautiful colors. It's very pretty / brave.
- لا تخاف الأسود من الحيوانات الأخرى. هذا بسبب أنها طويلة / شجاعة
- 2 Lions are not frightened of other animals. This is because they are tall brave.
- أنت بحاجة أن تكون حذرا بطي عندما ترى التمساح يمكن أن تكون خطيرة
- 3 You need to be careful / slow when you see a crocodile. They can be dangerous.
- إنه غير آمن ودود أن تلمس الحيوانات الكبيرة مثل الأفيال أو النمور
- 4 It's not safe / friendly to touch big animals like elephants or tigers.
- أعتقد أن الببغاوات ذكية / طويلة بسبب أنها بإمكانها أن تتعلم التحدث
- 5 I think parrots are smart / tall because they can learn to talk.
- تحب القطط أن تكون مع الناس هي حيوانات ودودة / حذرة
- 6 Cats love being with people. They are friendly / careful animals.
- الزرافات لديها عنق طويل هي حيوانات طويلة / ذكية
- 7 Giraffes have long necks and legs. They are tall / smart animals.
- لا تستطيع القواقع الجري أو المشي بسرعة. هي حذرة / بطيئة جدا
- 8 Snails can't run or walk fast. They are very careful / slow.

اكتب جمل عنك. استخدم الكلمات التي في المربع

3 Write sentences about you. Use the words in the box.

حذر careful	ودود friendly	آمن safe	نكي smart
----------------	------------------	-------------	--------------

We need to be more careful with a polar. نحن بحاجة أن نكون حذرين من الدب

Cats are more friendly than rabbits. القطط أكثر ودية من الأرانب

It's not safe to touch an elephant. إنه غير آمن لمس الفيل

Monkeys are smart animals. القروذ حيوانات ذكية



رتب الكلمات لتكوين جمل

1 Order the words to make sentences.

- big / cats / are / cuter / Kittens / and / more / than / friendly / .
Kittens are cuter and more friendly than big cats.
- Cats / beautifully / walk / . / more / than / rabbits
Cats walk more beautifully than rabbits. مشي القطط أكثر جمالاً من الارانب
- Dolphins / than / jellyfish / are / . / more / intelligent
Dolphins are more intelligent than jellyfish. الدلافين أكثر ذكاء من قناديل البحر
- than / . / Kangaroos / are / tigers / taller
Kangaroos are taller than tigers. الكنغر أطول من النمور
- We / be / more / need / with / a / polar / bear / to / careful / . / a / kangaroo /
than / with
نحن بحاجة أن نكون أكثر حذراً من الدب القطبي مقارنة بالكنغر
We need to be more careful with a polar bear than with a kangaroo.

اقرأ وأكمل باستخدام صفة التفضيل

2 Read and complete with a superlative adjective.

- One of the largest (large) animals in the world is the elephant. أحد أكبر الحيوانات في العالم هو الفيل
- Lions are **not the most intelligent** (not intelligent) animals in Africa. الأسود ليست الحيوانات الأذكى في إفريقيا
- I think crocodiles are **the biggest** (big) animals in the rivers. أعتقد أن التماسيح هي الحيوانات الأكبر حجماً في الأنهار
- My sister says kittens are **the cutest** (cute) animals. أختي تقول أن القطط هي الطف الحيوانات
- Lions aren't **not the tallest** (tall) animals in the world. الأسود ليست الحيوانات الأطول في العالم
- My teacher says hippos are one of the **most dangerous** (dangerous) animals on our planet. معلمي يقول أن أفراس النهر هي واحدة من الحيوانات الأكثر خطورة في كوكبنا

اكتب جملاً باستخدام صيغة المقارنة للصفة

3 Write sentences with the Comparative form of the adjective.

الدب القطبي أطول من الأسد

- The polar bear is taller than the lion.* الأسد أشجع من الأرنب (tall / polar bear / lion)
- The lion is braver than the rabbit.** الجرو أكثر ودية من الثعبان (brave / lion / rabbit)
- The puppy is friendlier than the snake.** تتحرك السلحفاة ببطء أكثر من الكنغر (friendly / kitten / snake)
- The tortoise moves more slowly than the kangaroo.** الدولفين أكثر ذكاء من الكنغر (slowly / tortoise / kangaroo)
- The dolphin is smarter than the kangaroo.** الحلزون أصغر من الدب (smart / dolphin / kangaroo)
- The snail is smaller than the bear.** (small / snail / bear)



انظر إلى النص والصورة ثم اختر أفضل الخيارات

1 Look at the text and picture and choose the best option.



- a The story is about students in a school. **القصة حول طلاب في مدرسة**
 b **The story is about different animals.** **القصة حول حيوانات مختلفة**
 c The story is about pandas. **القصة تتحدث حول الباندا**

2 Choose the correct option and write. **اختر الخيار الصحيح ثم اكتبه**

Badria loves animals. Every week, she ¹ reads about different animals in the school library.

On Thursday, Badria's teacher asked the class to find pictures of different animals. "Can you work with a partner? Look for an animal

² **that** is very strong and fast. Talk about your different

³ **ideas**."

Badria and Maha looked for pictures together.

"Polar bears are strong and ⁴ **big**," said Maha. "We can find a picture of a polar bear on ice. Or a lion, they're one of the ⁵ **strongest** animals in the world. People are ⁶ **frightened** of them. They can run fast, too. Let's find a picture of a lion with its mouth open! I like seeing its big teeth."

"What about kangaroos, they're strong and fast, too!" said Badria. "They have ⁷ **longer** and stronger legs than bears or lions. Did you know their tails make them really good at ⁸ **jumping**!" Maha looked at Badria. "OK!" She said. "I think you have the best ideas."

1 **reads**

2 whose

3 **ideas**

4 **big**

5 strong

6 **frightened**

7 long

8 jump

reading

where

idea

bigger

stronger

fright

longer

jumped

read

that

things

biggest

strongest

frightening

longest

jumping

اقرأ ثم اختر الخيار الصحيح

1 Read and choose the correct option.

- 1 We really need to **care** / careful for polar bears; they are in danger of becoming extinct.
- 2 Polar bears are in **dangerous** / **danger** because they can't find the food they need.
- 3 I think lions are one of the most **frightening** / fright animals because they are big and dangerous.
- 4 Scientists say some African lions are disappearing, and we need to **help** / helpful them to survive.
- 5 My teacher says there is a lot of **interest** / interesting to learn more about how kangaroos use their tails for jumping.
- 6 I don't think kangaroos are very **interest** / **interesting** animals. I prefer bears or lions.

ابحث على معلومات حول حيوان غريب ارسم الحيوان ثم أكمل ملف الحقيقة

2 Find information about a strange animal. Draw and complete the fact file.

حيوان غريب

A Strange Animal

Name: **Panda**

Color: **black and white**

Size: **113 kg**

Food: **bamboo**

Characteristics

(strong, fast, slow, etc.): **strong, slow** المميزات: قوي وبطي في المشي

Life span: **20 years in the wild** العمر الافتراضي: 20 سنة

Comparison to other animals: المقارنة مع حيوانات أخرى

Polar bears are bigger than pandas. الدببة أكبر حجماً من الباندا

Other interesting facts: **Pandas spend about 12 hours a day eating bamboo.**



الإسم: باندا

اللون: أسود وأبيض

الحجم: كيلو 113-115

الغذاء: الخيزران

حقائق أخرى مثيرة يقضي الباندا حوالي 24 ساعة في اليوم للأكل
استخدم معلوماتك للكتابة عن الحيوان الغريب

3 Use your information to write about a strange animal.

The giant panda is found only in China. The panda has a bulky body and a round head. Its fur is white with black on the shoulders, legs, and ears and around the eyes. Males grow to about 5 feet (1.5 meters) tall and weigh about 220 pounds (kilograms 113)

Integrated Skills Review

استمع واكمل. استخدم الكلمات التي في المربع

1 Listen and complete. Use the words in the box.

parrot who that -whose-

This is the gray elephant whose ears are big.

That is the big panda that is black and white.

This is the small monkey ¹ whose teeth are dirty.

That is the giraffe that has a looong neck, that's right.

Is that the green ² parrot that can say hello?

Is that the brown kangaroo that jumps and never falls?

I think that's the tiger ³ that is brave and strong.

And that is the vet ⁴ who takes care of them all.

Chorus

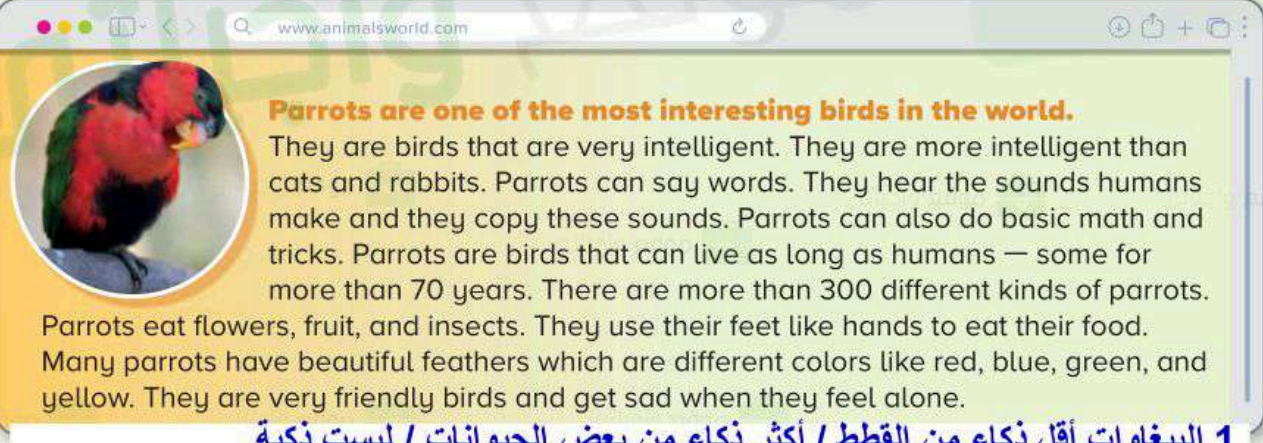
At the zoo, at the zoo.

We are having so much fun here at the zoo.

Chorus (x2)

اقرأ ثم اختر الخيار الصحيح

2 Read and choose the correct option.



www.animalsworld.com

Parrots are one of the most interesting birds in the world.

They are birds that are very intelligent. They are more intelligent than cats and rabbits. Parrots can say words. They hear the sounds humans make and they copy these sounds. Parrots can also do basic math and tricks. Parrots are birds that can live as long as humans — some for more than 70 years. There are more than 300 different kinds of parrots. Parrots eat flowers, fruit, and insects. They use their feet like hands to eat their food. Many parrots have beautiful feathers which are different colors like red, blue, green, and yellow. They are very friendly birds and get sad when they feel alone.

1 الببغاوات أقل ذكاء من القطط / أكثر ذكاء من بعض الحيوانات / ليست ذكية

1 Parrots are less intelligent than cats / more intelligent than some animals / not smart.

2 تعيش الببغاوات أطول من طيور أخرى / لمدة قصيرة أقل من عشر سنوات

2 Parrots live longer than other birds / for a short time / less than ten years.

3 تردد الببغاوات ما تقوم به الحيوانات الأخرى الكلمات التي تسمعها / الخدع

3 Parrots repeat what other animals do / words they hear / tricks

4 Parrots can move faster than rabbits / sound like other animals / use their feet to eat.

5 تحب الببغاوات أن تكون مع الناس / تكون جزيئة / تأكل اللحم

5 Parrots like to be with people / be sad / eat meat.

4 يمكن للببغاوات أن تتحرك بسرعة أكثر من الارانب / تبدوا مثل الحيوانات الأخرى / تستخدم أقدامها للاكل



اكتب الكلمات ثم استخدمها لتكوين جمل

3 Write the words. Then write sentences.



1 f a s t

Zebras are very fast.

الحمير الوحشية سريعة جداً



2 j u n g l e

Lions live in the jungle.

تعيش الاسود في الغابة



3 p a n d a

Is that a panda? ؟

هل ذلك باندا ؟



4 b r a v e

Lions are very brave.

الاسود حيوانات شجاعة



5 f r i e n d y

I like friendly animals.

أحب الحيوانات الودودة



6 p a r r o t

That parrot is very smart.

ذلك البيغاء ذكي جدا

اقرأ ثم أكمل الجمل

4 Read and complete the sentences.

- 1 The zoo in my city is the biggest (big) one in our country.
- 2 The vet who works at the zoo is famous.
- 3 Last week, we studied ten of the most dangerous (dangerous) animals in the world.
- 4 I think the jungle is the place where many of these animals live.
- 5 Monday is the day when my pet rabbit comes home.
- 6 My brother says baby sheep are the cutest (cute) animals.

5 Read and color for you.

I can use all sorts of words to talk about animals and compare them.



I can identify all sorts of words to talk about people, things, places, possession, and time.



I can read all sorts of texts about animals.



I can complete a fact file with all sorts of information about an animal.



I can listen to people giving all sorts of information about animals.



I can ask for all sorts of information about people's favorite animals.



1 Look and match. انظر وطابق



1 rain مطر

2 windy شديد الرياح

3 sky سماء

4 cold بارد

5 sun شمس

6 ice ثلج

7 cloud غيمة

8 snow ثلج

9 cloudy غائم

10 rainbow قوس قزح

11 sunny مشمس

12 hot حر



2 Look and write. انظر واكتب



1 s u n n y

3 r a i n

5 h o t

7 w i n d y

2 r a i n b o w

4 s n o w

6 c o l d

8 c l o u d y



اقرأ النص ثم اختر الخيار الصحيح

3 Read the text and choose the correct option.

The weather changes every day. It can be ¹ sunny and warm or cloudy and cold. When it's ² cloudy, there are many clouds in the sky, and it might rain. In ³ cold weather, wear warm clothes like a jacket, hat, and gloves. You might feel the ⁴ wind blowing, which can make you feel colder. On windy days, hold onto your hat! After it rains, you might see a ⁵ rainbow. They happen after rain. So if you see a rainbow, it means the rain stopped and the ⁶ sun is shining again!



- | | | |
|----------------|---------------------|----------------|
| 1 a sunny مشمس | b sun شمس | c shining ساطع |
| 2 a cloud غيمة | b clouds سحب | c cloudy غائم |
| 3 a warm دافئ | b cold بارد | c hot حر |
| 4 a wind ريح | b windy شديد الرياح | c sun شمس |
| 5 a cloud غيمة | b rainbow قوس قزح | c sky سحاب |
| 6 a sunny مشمس | b sky سماء | c sun شمس |

4 Look and write. انظر ثم أكمل الفراغات

I took this photo this morning. It was very early, and it was very ¹ cold, but I decided to walk to the lake. You can see that the ² sun is low in the sky. It is coming up over the lake. The lake is deep, but it has ³ ice on it. The ⁴ sky looks pink, and there are a lot of ⁵ cloud. There's snow at the edge of the lake. I like snow and ⁶ cold days.



القواعد Grammar



انظر وقم بترتيب الكلمات لتكوين جمل

1 Look and order the words to make sentences.

سيكون الطقس في الولايات المتحدة مشمساً

1 it's / to be / In / going / . / USA, / the / sunny

In the USA, it's going to be sunny.

2 in / . / going to / It's / snow / Greenland

It's going to snow in Greenland.

3 Kenya, / In / rain / . / it's / going to

In Kenya, it's going to rain! في كينيا سوف تمطر

4 very sunny / In / China, / going to /

hot and / it's / . / be في الصين سيكون الطقس حار ومشمس

In China, it's going to be hot and very sunny.

5 cloudy / In / to be / going / Finland, / it's / .

In Finland, it's going to be sunny. في فنلندا سيكون الطقس مشمس

انظر إلى الخريطة في التمرين 1 ثم أجب عن الاسئلة

2 Look at the map in Exercise 1 and answer the questions.

هل سيكون الطقس مشمساً في الولايات المتحدة؟

1 Is it going to be sunny in the USA? Yes, it is.

هل سيكون الطقس ممطراً في كينيا؟

2 Is it going to rain in Kenya? Yes, it is.

هل ستساقط الثلوج في أستراليا؟

3 Is it going to snow in Australia? No, it isn't.

هل سيكون الطقس مشمساً في البرازيل؟

4 Is it going to be sunny in Brazil? Yes, it is.

هل ستسقط الأمطار في غرينلاند؟

5 Is it going to rain in Greenland? No, it isn't.

انظر وإقرأ وأجب

3 Look, read, and answer.



كيف سيكون الطقس؟

What's the weather going to be like?

It's going to be sunny. It's not going to rain.

سيكون مشمس وغير ممطر



كيف سيكون الطقس السبت القادم؟

What's the weather going to be like

سيكون الطقس شديد الرياح وممطر

next Saturday? **It is not going to be windy. It is**

going to rain.



هل سيكون الطقس شديد الرياح؟

Is it going to be windy?

Yes it is.

نعم انه كذلك



كيف سيكون الطقس في عطلة نهاية الاسبوع؟

What's the weather going to be like

سيكون غائم شديد الرياح

on the weekend? **It is going to be windy and cloudy.**



اقرأ الأجوبة وقم بكتابة الأسئلة

4 Read the answers and write the questions.

- 1 *What are you going to do this afternoon?* ماذا ستعمل بعد ظهر هذا اليوم؟
I'm going to ride my bike this afternoon. ساقود دراجتي بعد ظهر هذا اليوم.
- 2 **Where is Adel going to travel next winter?** أين سيسافر عادل الشتاء المقبل؟
Adel is going to travel to the mountains with his family next winter. سيسافر عادل مع عائلته إلى الجبال في الشتاء المقبل.
- 3 **When are they going to visit your cousin?** متى سوف يقومون بزيارة ابن عمك؟
They are going to visit their cousin next winter. سيزورون ابن عمهم الشتاء المقبل.
- 4 **Who is she going to go with on vacation next summer?** مع من هي ستذهب في إجازة الصيف المقبل؟
She is going to go with Fatima on vacation next summer. هي ستذهب مع فاطمة في إجازة الصيف القادم.
- 5 **What are you going to wear next summer?** ما الذي سترتديه في الصيف المقبل؟
I'm going to wear my new swimsuit next summer. سارتدي ملابس السباحة الجديدة في الصيف المقبل.

انظر ثم اكتب

5 Look and write.



- 1 *It's going to be cloudy. The girl is going to ride her bike.* سيكون الطقس غائماً. ستركب الفتاة دراجتها.



- 2 **It's going to snow. They're going to make a snowman.** ستتساقط الثلوج. سوف يصنعون رجل ثلج.



- 3 **It is going to be windy. They are going to fly kites.** ستكون رياح شديدة. سوف يطيرون طائرات ورقية.



- 4 **It is going to be very hot. They are going to go to the beach.** سيكون الطقس حار جداً. سيذهبون إلى الشاطئ.

القصة Story



انظر إلى التمرين 3 واختر المكان الذي تتواجد فيه ليلى وإخوتها

1 Look at Exercise 3 and choose where Layla and her brothers are.

في حديقة الحيوان

a in a zoo

قبة الطقس

b in a weather dome

في البحيرة

c in a lake

انظر إلى الصور ثم اكتب عن المناخ

2 Look at the pictures and write the climate.

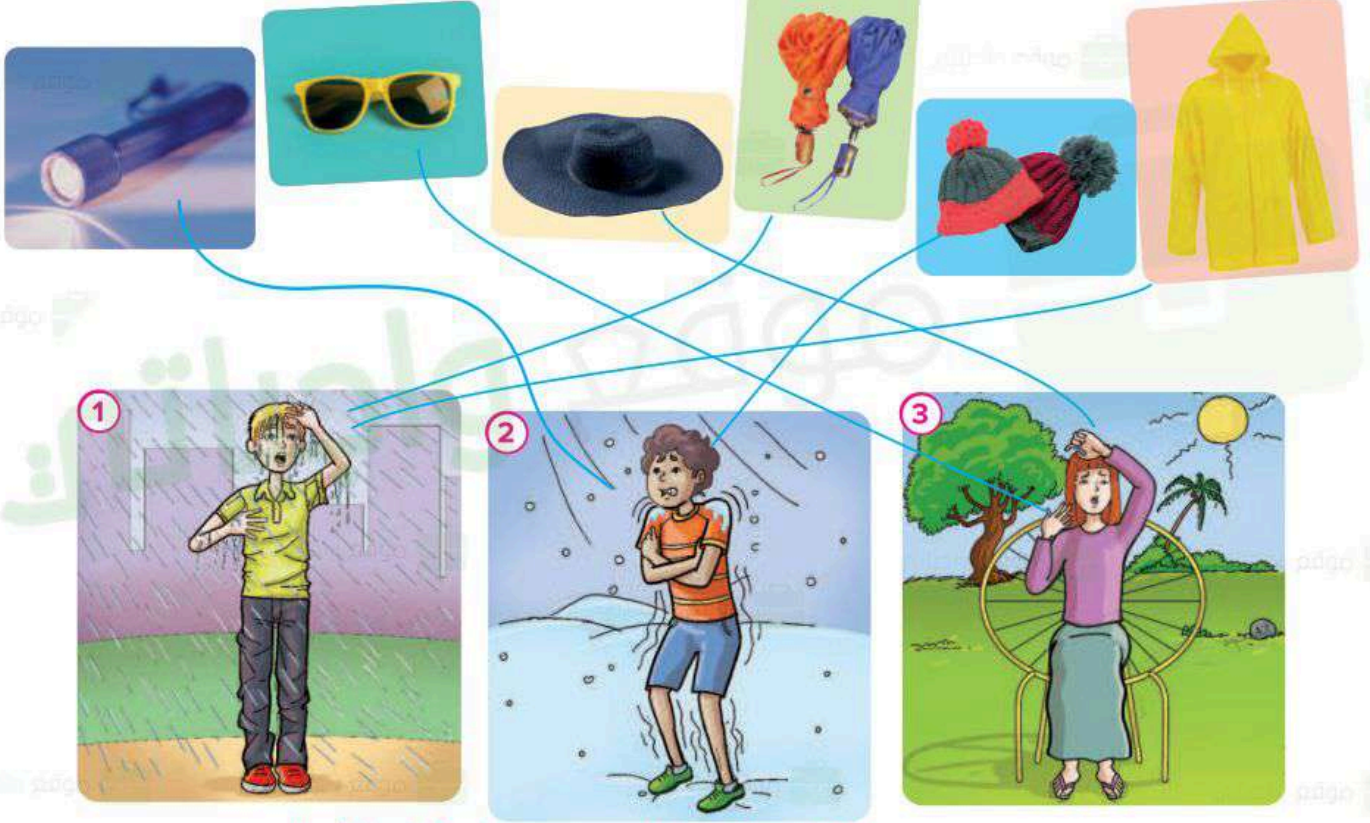
1 Zack is in the wet climate. زاك في المناخ الرطب

2 Mateo is in the snowy / cold climate. ماتيو في المناخ الثلجي / البارد

3 Layla is in the hot climate. ليلى في المناخ الحار

طابق ما يحتاجه الاولاد من خلال الصور

3 Match what the children need.



انظر وطابق الصور مع ما يقوله الاولاد

4 Look and match the pictures to what the children are saying.

الجو حار جداً وليس هناك أي غيوم. الشمس قوية جداً

a It's very hot, and there aren't any clouds. The sun is so strong!

3

سوف تتساقط الثلوج كثيراً هنا. لا أستطيع رؤية أي شيء

b It's going to snow a lot here. I can't see anything, and it is very cold!

2

أنها باردة جداً. ساكون مبللاً جداً

c It's cold, too. I'm going to be very wet!

1



استمع عن عطلة هذه العائلة ثم لون


1 Listen about this family's vacation and color.

Miles

Alice

MILES-the man in the boat

ALICE-the woman in the boat;



ZOEY-the girl with the backpack;

ZACK-the boy with the kite;

Zoey

Zack

2 Listen again and draw lines. استمع مرة أخرى وقم برسم الخطوط

المفردات Vocabulary



انظر وقم بكتابة الكلمات على الصور. استخدم الكلمات التي في المربع

1 Look and label. Use the words in the box.

مطر فصل ثلج درجة الحرارة دافئ طقس رياح
rain ~~season~~ snow temperature warm weather wind

1 season

3 wind

5 snow




2 weather

4 rain

1 season

6 warm

7 temperature



2 Look and write. Use the words in the box. انظر واكتب. استخدم الكلمات التي في المربع

بارد مطر فصل تلوغ درجة الحرارة دافئ طقس رياح
cool rain ~~season~~ snows temperatures warm weather wind

Asma: What's your favorite ¹ season, Mona?

Mona: I love the summer. I like ² warm weather and hot ³ temperatures.

Asma: Do you? I prefer ⁴ cool temperatures. I don't like to be hot.

Mona: What's your favorite season, Asma?

Asma: I like the fall. I like the ⁵ weather when it rains, and I like the wind.

Mona: Because you like flying a kite in the ⁶ wind?

Asma: Yes, I do. I don't like the weather in the winter when it ⁷ snows because it's very cold.

Mona: It's a perfect day for you, today: cool and windy.

Asma: Yes, and it's going to ⁸ rain later. Love it!

8

214



اقرأ ثم أجب عن الاسئلة

1 Read and answer the questions.



كيف يبدو الطقس بالأمس؟

1 What was the weather like yesterday? It was rainy. كان ممطر

هل كان غائماً؟

2 Was it cloudy? Yes, it was. نعم, كان غائماً

هل كان حاراً؟

3 Was it hot? No, it wasn't. لا, ليس حاراً

كيف يبدو الطقس اليوم؟

4 What's the weather like today? It's sunny / hot. إنه مشمس / حار

هل هو عاصف؟

5 Is it windy? No, it isn't. لا, ليس عاصف

هل هو حار؟

6 Is it hot? Yes, it is. نعم, إنه حار

2 Look and complete. انظر ثم أكمل

Yesterday



Today



Yesterday, the weather ¹ was cold. The temperatures ² were very low. There was snow on the ground. There was snow on the trees. The sky was blue. It ³ wasn't cloudy. The sun was low in the sky, but it ⁴ was sunny. Today, the weather ⁵ is cold, too. The sky ⁶ isn't blue. ⁷ It's very cloudy, and it ⁸ isn't sunny. It's snowing a lot.



انظر ثم اختر الخيار الصحيح

1 Look and choose the correct option.

ما الذي يتحدث عنه عمر وعلي؟

What are Ali and Omar talking about?

- قضاء إجازة بجوار البحيرة
قضاء إجازة في منتجع للتزلج
قضاء عطلة صيفية
- a a summer vacation b a ski resort vacation c a vacation by a lake

اختر الكلمات الصحيحة ثم اكتبها على السطور

2 Choose the correct words and write them on the lines.

Ali: Did you have a good vacation, Omar?

Omar: Yes, we did. We went to a ski resort.

We ¹ went to the Rocky Mountains.

Ali: What was the ² weather like? Was there a lot of snow?

Omar: No, there ³ wasn't. There was no snow on some of the slopes.

They were green, not white. Last year, it snowed a lot every day, but not this year.

Ali: Was it ⁴ rainy?

Omar: Yes, it was very rainy. We couldn't go skiing.

Ali: Oh, dear.

Omar: ⁵ Temperatures are getting hotter, and there is less snow.

Ali: Is that because of global warming?


Omar: Yes, it is. Last year it was cold, but this year it was warm. The climate is changing.

Ali: What did you do on your vacation?

Omar: We went walking in the mountains. It was ⁶ sunny, and the sky was blue.

It wasn't cloudy.

Ali: That sounds nice.



- | | | | |
|----------|----------------|----------------------------------|----------------------|
| 1 ذهب | <u>went</u> | يذهب go | سوف يذهب going to go |
| 2 طقس | <u>weather</u> | مناخ climate | سماء sky |
| 3 لم يكن | weren't | لم يكن <u>wasn't</u> | كان was |
| 4 مطر | rain | ممطر <u>rainy</u> | مشمس sunny |
| 5 طقس | Weather | درجة الحرارة <u>temperatures</u> | مناخ Climate |
| 6 شمس | sun | تمطر raining | <u>sunny</u> مشمس |

طابق الأسماء مع صفاتها

1 Match the nouns with their adjectives.

- | | | | |
|--------|-------|---|-------------|
| شمس 1 | sun | a | windy عاصف |
| مطر 2 | rain | b | rainy ممطر |
| ثلج 3 | snow | c | cloudy غائم |
| غيمة 4 | cloud | d | sunny مشمس |
| رياح 5 | wind | e | snowy ثلجي |

اقرأ ثم اختر الخيار الصحيح

2 Read and choose the correct option.

- The sun / sunny is in the sky today. الشمس / مشمس في السماء اليوم.
- I'm glad it's rain / rainy today! أنا سعيد. إنه مطر / ممطر اليوم.
- There are lots of clouds / cloudy today. هناك الكثير من الغيوم / غائم اليوم.
- The strong windy / wind broke the window. العاصفة القوية / الرياح حطمت النافذة.
- It's snowy / snow in the mountains. إنها ثلوج / ثلج في الجبال.
- It's a windy / wind day and the trees are moving. إنه يوم عاصف / رياح والأشجار تتمايل من شدة الرياح.
- Look at the rain / rainy falling on the lake! انظر إلى المطر / ممطر يتساقط على البحيرة.
- I don't go to the beach on a clouds / cloudy day. لن أذهب إلى الشاطئ في يوم غيوم / غائم.
- You need fresh snowy / snow to make a snowman. أنت بحاجة لثلج / ثلجي طازج لصنع رجل ثلجي.
- I love sun / sunny summer days. أنا أحب أيام الصيف المشمس / المشمسة.

انظر إلى الصور والحوار في الصفحة 216 ثم اكتب عن العطلة. استخدم الكلمات التي في المربع

3 Look at the pictures and the dialogue on page 216 and write about

a vacation. Use the words in the box.

الشاطئ	شعاب مرجانية	ملونة	حر	الإحتباس الحراري العالمي	غوص	بحر
beach	coral reef	colorful	diving	global warming	hot	sea
	swimming	sunny	temperatures	warm	white	
	سباحة	شمس	درجة الحرارة	دافئ	أبيض	

Last year



I did a 7 day dive trip in the Red Sea, Farasan Islands, Saud Arabia. An amazing experience to dive in untouched waters of Farasan island and see the colorful coral reefs and variety of marine life. It was fantastic and I would absolutely do it again.

This year



This summer, I had the opportunity to explore the beautiful coral reef system of the Great Barrier Reef in Australia. I loved the GBR dives - the visibility, color and variety of marine life on the dives was awesome.

Integrated Skills Review



1 Listen and complete.

Look outside and up at the sky.
What can you see up high?
I see low clouds, so there's **rain**
1 rain today.

Take an umbrella, that's what I say,
When you're outside. (x2)

Look outside and up at the sky.
What can you see up high?
I see gray clouds, so there's
2 **clouds** today.

It's cold and there's 3 **ice**, that's
what I say.
Walk slowly outside. (x2)

Look outside and up at the sky.
What can you see up high?
I see 4 **sun** and rain today.
There's a rainbow, that's what I say.
There's a rainbow outside. (x2)

اقرأ واكتب اسم الموسم ثم ارسم الفصول الأربعة

2 Read and write the season. Then draw.

1 *In this season, it snows, and it is cold. There is snow on the ground. There are no leaves on the trees, and there aren't any flowers. A lot of animals like bears and squirrels sleep in this season.*

شتاء winter



2 *In this season, it's windy and rainy. It can be cool or cold. The leaves on the trees are brown and red. A lot of animals go to warm places in this season.*


fall خريف



3 *In this season, it is sunny and cloudy. It can be windy. There are small leaves on the trees and flowers on the ground. There are a lot of baby animals.*

spring

ربيع



4 *In this season, it is hot and sunny. There are lots of green leaves on the trees. It isn't rainy or cloudy.*

summer

صيف





رتب الحروف ثم اكتب كلمات الطقس

3 Order the letters and write the weather words.

- | | | | | | |
|-----------|----------------|------------|----------------|---------------|--------------------|
| 1 nsu | <u>sun</u> | 2 nws | <u>snow</u> | 3 ssnoea | <u>season</u> |
| 4 bwaniro | <u>rainbow</u> | 5 kys | <u>sky</u> | 6 tpeuretemra | <u>temperature</u> |
| 7 tho | <u>hot</u> | 8 loco | <u>cool</u> | 9 nynus | <u>sunny</u> |
| 10 eic | <u>ice</u> | 11 yidnw | <u>windy</u> | 12 anir | <u>rain</u> |
| 13 dlcuo | <u>cloud</u> | 14 rewthea | <u>weather</u> | | |

4 انظر واقرأ ثم اكتب الأسئلة والأجوبة

4 Look, read, and write questions and answers.

Sunday	Monday	Tuesday TODAY	Wednesday	Thursday

- | | |
|--|--|
| 1 <u>What's the weather like today?</u>
It's rainy and cold. | 2 Is it sunny today?
No, it isn't. |
| 3 What's the weather going to be like on Thursday?
It's going to be warm and cloudy. | 4 Is it going to snow on Thursday?
No, it isn't. |
| 5 What was the weather like yesterday / on Monday?
It was cool and windy. | 6 Was it windy yesterday?
Yes, it was. |

5 Read and color for you.

I can name all sorts of weather.



I can use all sorts of words to ask and answer about the weather.



I can read all sorts of texts about the weather.



I can write about the weather using all sorts of forms.



I can listen to all sorts of conversations about the weather.



I can speak about all sorts of weather.




مع السلامة


Goodbye!




Creating Your *All Sorts* Vacation Photo:

- Choose one action for each *All Sorts* character on pages 223 and 225.
- Cut it out and glue it onto the vacation scene.
- Write a description of the *All Sorts* vacation photo.
- Present your vacation photo to the class, and display it in the classroom.












موقع واجباتك







SB: 3 (tr)©Tatweer Co. for Educational Services; **4** (c)©Tatweer Co. for Educational Services; **6** (4)GraphicsRF/Shutterstock, (5)Yayasya/Shutterstock, (8)Yukupion/Shutterstock; **7** (bl)Chris Bourloton/Shutterstock, (br)ZouZou/Shutterstock; **8** (tl, tr, br)Zurijeta/Shutterstock, (bl)Stoktur/Shutterstock, (bcl) arapix/Shutterstock, (bcr)Mahsun YLDiZ/Shutterstock; **9** (l)mything/123RF, (c)ghenadie/Shutterstock; **11** (top)Cincinart/Shutterstock, (bl)diplomedia/Shutterstock, (br)Ahmed Hasan Ali Taher/Shutterstock; **13** (bl)hartphotography/Shutterstock, (br)Ahmad Ihsan/Shutterstock; **15** (l-r, t-b)Tetyana Kaganska/Shutterstock, (2)Dzmitroch/Shutterstock, (3)Toa55/Shutterstock, (4)Nataliya Nazarova/Shutterstock, (5)Leland Bobbe/DigitalVision/Getty Images, (6)Jcemanphotos/Shutterstock, (7)naluwan/Shutterstock, (8)Varavin88/Shutterstock, (9)Halfpoint/Shutterstock, (10)Ferenc Szelepccsenyi/Shutterstock, (bl)arapix/Shutterstock, (br)Zurijeta/Shutterstock; **19** (tr)violette200/Shutterstock; **20** (t)wajedram/Shutterstock, (c)UniqueGate; **21** (l-r, t-b) michaeljung/Shutterstock, (2)Hi Brow Arabia/Alamy Stock Photo, (3)Yuri_Arcurs/Getty Images, (4)Hi Brow Arabia/Alamy Stock Photo; **23** (bl)polya_ olya/Shutterstock, (br)Ebtikar/Shutterstock; **25** (1)November27/Shutterstock, (2)Monkey Business Images/Shutterstock, (3)Valery Sidelnykov/Shutterstock, (4)Syda Productions/Shutterstock, (5)Billion Photos/Shutterstock; **27** (tl)Zurijeta/Shutterstock, (tr)marevgenna/Shutterstock, (br)MidoSemsem/Shutterstock; **28** (bl)Tetyana Kaganska/Shutterstock, (br)Gelpi/Shutterstock; **29** (bl)dieddin/Shutterstock, (bcl)brusinski/iStock/Getty Images, (l) zsefei/Shutterstock, (2)Design Pics Inc/Alamy, (3)Nagy-Bagoly Arpad/Shutterstock, (4)Cultura Motion/Shutterstock; **30** (l)thomas koch/Shutterstock, (r) Megapress/Alamy Stock Photo; **32** (br)Pixel-Shot/Shutterstock; **35** (1)Tomas Rodriguez/CORBIS/Glow Images, (2)BravissimoS/Shutterstock, (3) Purestock/SuperStock, (4)JGI/Tom Grill/Getty Images, (5)MIA Studio/Shutterstock, (6)Ariel Skelley/Blend Images/Getty Images, (7)Aflo Co., Ltd./Alamy Stock Photo, (8)LittleDogKorat/Shutterstock, (9)Steve Satushek/Getty Images, (10)MidoSemsem/Shutterstock, (11)Free_style/Shutterstock, (12) Andrey_Popov/Shutterstock, (bl)Zurijeta/Shutterstock, (br)Kevin Peterson/Getty Images; **37** (1)philiipimage/123RF, (2)Digital Vision/SuperStock, (3) Fotosearch/Image Source, (4)Lisa S./Shutterstock, (bl)Ground Picture/Shutterstock, (br)Christopher Robbins/Image Source; **40** (l-r, t-b)inna2727/123RF, (2)aanpt/123RF, (3)Wealan Pollard/Age Fotostock, (4)Image Source, all rights reserved., (5)Georgejmclittle/123RF, (6)picunique/123RF, (7)fotos- aga/123RF, (8)Singkham/Shutterstock; **44** (1)Song_about_summer/Shutterstock, (2)George Rudy/Shutterstock, (3)ALEXEY GRIGOREV/Shutterstock, (4) apply pictures/Alamy, (c)Library of Congress Prints and Photographs Division [LC-USZ62-112065]; **45** (br)Ahmed Hamdy Hassan/Shutterstock; **47** (1) gulfirmages/Alamy Stock Photo, (2)Twin Design/Shutterstock, (3)amama images inc./DAJ/Alamy Stock Photo, (4)Sandra van der Steen/Shutterstock, (5) KeyStock/Shutterstock, (6)nadezhda1906/123RF, (7)GAUTIER Stephane/Alamy Stock Photo, (8)Westend61/SuperStock, (9)GRIGORY BYKOVSKIY/ Shutterstock, (10)Artazum/Shutterstock, (11)Maja Marjanovic/Shutterstock, (12)Kaspars Grinvalds/Shutterstock, (l-r)PHOTOBUAY/Shutterstock, (2)Kamira/ Shutterstock, (3)WHYFRAME/Shutterstock, (4)StudioSmart/Shutterstock, (5) blessings/Shutterstock, (c)Christin Rose, (bl)ZouZou/Shutterstock, (br) Juanmonino/Getty Images; **50** (bl)Rade Kovac/Shutterstock, (br)Tetyana Kaganska/Shutterstock; **51** (tl)Javier Larrea/AGE fotostock, (tc)phana sitti/123RF, (tr)Gabriele Ritz/EyeEm/Getty Images; **52** (c)Mus Illustrations/Shutterstock, (l)Ljupco Smokovski/Shutterstock, (2)Dean Drobot/Shutterstock, (3)Sam Edwards/Glow Images, (4)Comstock Images/Jupiter Images/Alamy, (5)Yuganov Konstantin/Shutterstock, (6)evgeniy3030/123RF, (7)Solis Images/Shutterstock, (8)Monkey Business Images/Shutterstock, (bl)Image Source, (br)Ed-Imaging; **53** (tl)Albachiaraa/Shutterstock; **54** (tl)S.T. Yiap/ Alamy, (cr)Anton Starikov/Alamy Stock Photo; **55** (tr)Cincinart/Shutterstock; **56** (c)sirtravelalot/Shutterstock, (c)jackf/123RF, (cr)Hero/CORBIS/Glow Images; **57** (t)homydesign/Alamy Stock Photo, (c)verkoka/123RF, (br)Tutatama/Alamy Stock Photo; **59** (tl)itoOnz/Alamy Stock Photo, (2)Valentin Valkov/Shutterstock, (3)Aberu.Go/Shutterstock, (4)Andrea Pistoletti/Stone/Getty Images, (5)David Wall/Alamy Stock Photo, (6)Jami Tarris/Getty Images, (7)AccuSoft Inc./Glow Images, (8)lvalin/Shutterstock, (9)Lilijana Jankovic/Shutterstock, (10)Stefan Cristian Cioata/Moment, (11)djgis/Shutterstock, (12) JaroPienza/Shutterstock, (bl)gulfirmages/Alamy Stock Photo, (br)creator999/Shutterstock; **63** (c)Paolo Bona/Shutterstock, (cr)VP Photo Studio/ Shutterstock, (bl)Anna Om/Shutterstock, (br)Nadezhda Prokudina/123RF; **65** (tl)sergofoto/123RF, (tr)sadora Getty Buyou/Image Source, (c)TSN52/ Shutterstock, (bl)Jim Parkin/Alamy Stock Photo, (tc)Volodymyr Melnyk/Alamy Stock Photo, (c)Ayhan Altun/Alamy Stock Photo, (bc)Photo by Charlie Rahm, USDA Natural Resources Conservation Service, (cr)Dietlinde B. DuPlessis/Shutterstock; **66** (tl)Ajmal Thaha/Shutterstock, (tr)Art and Design KSA/Shutterstock, (c)Ahmed Hasan Ali Taher/Shutterstock; **67** (l)Eric Isselee/Shutterstock, (2)axelbueckert/iStock/Getty Images, (3) dariaikulkova/123RF, (4)Comstock Images/Alamy Stock Photo, (5)Nito/Shutterstock, (6)Sergiy Kuzmin/Shutterstock, (7)Benoit Daoust/Alamy Stock Photo, (8)kompassstudio/iStock/Getty Images, (9)Tom Grundy/Alamy Stock Photo, (10)Alex Brylov/Shutterstock, (11)Michiel de Wit/Shutterstock, (12)Food Travel Stockforlife/Shutterstock, (c)Colorfuel Studio/Shutterstock, WEB-DESIGN/Shutterstock; **68** (t)©Tatweer Co. for Educational Services, (c) UniqueGate, (c)cfj1978/Shutterstock, (cr)Lianys/Shutterstock; **69** (tl)itoOnz/Alamy Stock Photo, (br)kareemas/Shutterstock; **71** (r)Africa Studio/ Shutterstock, (2)Digital Media Pro/Shutterstock, (3)BestPhotoPlus/Shutterstock, (4)Josep Suria/Shutterstock, (5)CHAJAMP/Shutterstock, (6)ChooChin/ Getty Images, (7)Petr Bonek/Shutterstock, (8)Alexandr Jitarev/Shutterstock, (9)Blend Images/Image Source, (10)Egoreichenkov Evgenii/Shutterstock, (11)aleks333/Shutterstock, (12)cameravi/123RF, (bl)Valiza/Shutterstock, (br)Zurijeta/Shutterstock; **73** (1)M Itani/Alamy, (2)Chris Ryan/age fotostock, (3) Daisy-Daisy/Alamy Stock Photo, (4)Lesley Rigg/Shutterstock, (5)Africa Studio/Shutterstock, (6)Image Source, all rights reserved., (bl)Ahmed Hasan Ali Taher/Shutterstock, (br)Ahmad Ihsan/Shutterstock; **75** (l-r, t-b)Sebastian Duda/JanPietruszk/123RF, (2)Oksana Shufrych/Shutterstock, (3)Sunanta Suwanphen/Shutterstock, (4)MoMo Productions/DigitalVision/Getty Images, (5)djedzura/123RF, (6)ikrolevec/Shutterstock, (7)alona1919/123RF, (8) halfpoint/123RF, (9)biaslasiewicz/123RF; **78** (tr)tanitost/123RF, (l-r, t-b)pingpao/123RF, (2)kdshtutterman/123RF, (3)kdshtutterman/123RF, (4)peopleimag- es12/123RF; **79** (l-r)kwanchaichaiudom/123RF, (2)Valiza/Shutterstock, (3)sunnysmilestock/123RF, (4)patarapong/123RF; **80** (l-r, t-b)Olena Danile- iko/123RF, (2)Foodcollection, (3)JGI/Jamie Grill/Blend Images LLC, (4)Lubo Ivanko/Shutterstock, (5)AnnGaysorn/Shutterstock, (6)famveldman/123RF, (7) Hero/CORBIS/Glow Images, (8)Nenad Cavoski/Shutterstock, (9)Morsa Images/Getty Images; **81** (t)fizkes/Shutterstock, (br)biaslasiewicz/123RF; **83** (1) Andrew Paul Deer/Shutterstock, (2)Trin Wi/Shutterstock, (3)Foreverhappy/Shutterstock, (4)outdoorsman/Shutterstock, (5)Nick Fox/Shutterstock, (6) lightfieldstudios/123RF, (7)Teo Tarras/Shutterstock, (8)mysticbengal/Shutterstock, (9)James Laurie/Shutterstock, (10)voobino/123RF, (11)Westend61/ SuperStock, (12)Alizada Studios/Alamy Stock Photo, (13)Trin Wi/Shutterstock, (14)Jami Tarris/Getty Images, (15)rh2010/123RF, (Add placement by hand) imageBROKER/Alamy Stock Photo, (Add placement by hand)Hung Chung Chih/Shutterstock, (bl)gulf eye/Shutterstock, (br)oneinchpunch/Shutterstock; **88** (bl)Chris Bourloton/Shutterstock, (br)Viktoria Likhonosova/Shutterstock; **90** (t)Juergen Sohns/Alamy Stock Photo, (c)Photograph by Jan Smith.; **92** (l)dangdumrong/Shutterstock, (c)Geoff Sperring/Shutterstock, (r)karl umbriaco/Shutterstock, (bl)kudla/Shutterstock, (br)Hussain Faisal AL-Salehi/Shutterstock; **93** (t)gudkovandrey/123RF, (br)Elena Hramova/Shutterstock; **95** (1-5, 8, 11-12)Anna Frajtova/Shutterstock, (6)kotoffei/Shutterstock, (7)yupiramos/123RF, (9)studiobarcelona/123RF, (10)3drenderings/Shutterstock, (bl)Stoktur/Shutterstock, (br)Chris Bourloton/Shutterstock; **97** (l-r, t-b)Roman Studio/Getty Images, (2)Viktor Gladkov/Shutterstock, (3)Brasil2/iStock/Getty Images, (4)Tom Wang/Shutterstock, (5)nattachart/123RF, (6) AstroStar/Shutterstock, (7)Comstock Images/Alamy Stock Photo, (8)Comstock Images/Alamy Stock Photo, (9)steamroller_blues/Shutterstock, (10) Alexander Kalina/Shutterstock; **98** (tr)evrenkalinbacak/123RF; **99** (tr)Monkey Business Images/Shutterstock, (1)Chris Clor/Blend Images, (2)image100/ Alamy Images, (3)Tero Hakala/123RF, (4)ND700/Shutterstock, (5)AstroStar/Shutterstock, (c)Bill Barfield/Getty Images, (cr)ApryIRED/Getty Images, (bl) holgs/iStock/Getty Images Plus, (br)Shobeir Ansari/Getty Images; **100** (1)Mihal_Andritoiu/Shutterstock, (2)Peangdao/Shutterstock, (3)Yuriy Kulik/ Shutterstock, (4)unkreatives/123RF, (5)Sandra Cunningham/Shutterstock.com, (6)rusm/E+/Getty Images; **101** (t-b)3drenderings/Shutterstock, (2-5)Anna Frajtova/Shutterstock; **102** (l-r, t-b)AfriPics.com/Alamy Stock Photo, (2)Erlantz P.R./Shutterstock, (3)Ron Erwin/All Canada Photos/Alamy Stock Photo, (4) Daniel A. Leifheit/Moment/Getty Images, (5)MIHAH ANDRITOIU/Alamy Stock Photo, (6)chukchuk/123RF, (bl)mikekiev/123RF, (br)B.O'Kane/Alamy Stock Photo; **103** (1)rangzzzz/123RF, (2)Yuriy Kulik/Shutterstock, (3)Piatpong Kraipit/123RF, (4)PRILL/Shutterstock, (5)Sunny Forest/Shutterstock; **104** (t, cl, b)©Tatweer Co. for Educational Services, (cr)UniqueGate; **105** (1)Anna Frajtova/Shutterstock, (c)Anna Frajtova/Shutterstock, (c)Carl & Ann Purcell/ Corbis Documentary/Getty Images, (br)McGraw-Hill Education/Ken Cavanagh Photographer; **110** (tl)naluwan/Shutterstock, (bl)chukchuk/123RF.

Illustrations credits

Cristy Zinn pp. 32, **Daniel Cabral** pp. 26, 27, 42, 46, 50, 63, 65, 71, 82, 86, 87, 88, 89, 96, 100, 101, 110; **German Gordillo** pp. 34, 36, 37, 38, 39, 41, 48, 53, 61, 64, 67, 69, 74, 77, 94, 99, 110; **Hugo Miranda** pp. 10, 11, 12, 14, 16, 17, 18, 28, 29, 52, 64, 70, 84, 98; **Silvio Daniel Kiko** pp. 22, 23, 24, 31, 33, 51, 58, 60, 62, 64, 72, 76, 89, 97, 110; **Beehive Illustration** pp. 4, 6, 7, 9, 106, 107, 108, 109.

Karen Ahlschläger: Mascots

WB: 119 (t)©Tatweer Co. for Educational Services; **120** (c)©Tatweer Co. for Educational Services; **121** (l-r, t-b)GraphicsRF/Shutterstock, (4)yayasya/Shutterstock, (7)Yukipon/Shutterstock; **123** (tr)Gallo Images/Alamy Stock Photo; **125** (t-b)yousof alqady/Shutterstock, (3)Drawlab19/Shutterstock, (5)Cincinnati/Shutterstock, (6)djedzura/123RF; **131** (l)Mirtmirt/Shutterstock, (2)londoneye/Getty Images, (3)Jiang Jin/Purestock/SuperStock, (4)MBI/Alamy; **132** (c)murika/123RF; **135** (br)aprilpie/123RF; **137** (bl)hartphotography/Shutterstock, (br)Tetyana Kaganska/Shutterstock; **138** (bl)Image Source/Getty Images; **139** (t)SergiyN/Shutterstock, (tr)ZouZou/Shutterstock; **141** (l-r, t-b)Juice Images/Glow Images, (2)Dirk Lindner/Image Source, (3)dolgachov/123RF, (4)Ariel Skelley/Blend Images, (5)S_Photo/Shutterstock, (6)Chekyravaa/Shutterstock, (7)luislouro/123RF, (8)Purestock/Superstock, (9)choreograph/123RF, (10)stocking/123RF, (11)Rachel Frank/Corbis/Glow Images, (12)Image Source, (13)Ingrid Balabanova/Brebca/123RF, (14)Brett Taylor Photography/Shutterstock, (15)GoodMood Photo/Shutterstock; **142** (l)Cultura Motion/Shutterstock, (2)McGraw Hill, (3)Bananastock/Alamy Stock Photo, (4)Africa Studio/Shutterstock, (5)Ranta Images/Shutterstock, (6)Monkey Business Images/Shutterstock, (7)nieriss/Shutterstock, (8)Olesia Bilkei/Shutterstock; **143** (l-r, t-b)Ingrid Balabanova/Brebca/123RF, (2)footoo/123RF, (3)XPhantom/Shutterstock, (4)omers/Shutterstock; **145** (l)Skiptar Motion Gallery/Shutterstock, (2)Monkey Business Images/Shutterstock, (3)Image Source Plus/Alamy Stock Photo, (4)Collin Quinn Lomax/Shutterstock; **146** (br)Annari/Shutterstock; **147** (br)aprilpie/123RF; **148** (l)MidoSemsem/Shutterstock, (2)Free_style/Shutterstock, (3)Purestock/SuperStock, (4)Tomas Rodriguez/CORBIS/Glow Images, (5)MIA Studio/Shutterstock, (6)Steve Satushek/Getty Images, (7)Andrey_Popov/Shutterstock, (8)JGI/Tom Grill/Getty Images, (9)LittleDogKorat/Shutterstock, (10)Afio Co., Ltd./Alamy Stock Photo, (11)BravissimoS/Shutterstock, (12)Ariel Skelley/Blend Images/Getty Images; **149** (1)Alan Brooke/Image Source, (2)McGraw-Hill Education, (3)carballo/123RF, (4)happylenses/123RF, (5)Paul Burns/Image Source, (6)G-Stock Studio/Shutterstock; **150** (1)New Africa/Shutterstock, (2)Emma Innocenti/Image Source, (3)oneinchpunch/Shutterstock; **153** (l-r)ESB Professional/Shutterstock, (2)Ahmad Ihsan/Shutterstock, (3)Wormphoto/Getty Images, (4)Mahsun YILDIZ/Shutterstock, (5)Gelpi/Shutterstock; **159** (br)aprilpie/123RF; **160** (l)Twin Design/Shutterstock, (2)GAUTIER Stephane/Alamy Stock Photo, (3)amana images inc./DAJ/Alamy Stock Photo, (4)DC Studio/Shutterstock, (5)gulflimages/Alamy Stock Photo, (6)nadezhda1906/123RF; **161** (l-r)monticello/Shutterstock, (2)Kapustin Igor/Shutterstock, (3)Klaus Tiedge/Image Source, (4)omarhalawi/123RF, (5)HaseHoch2/Shutterstock, (6)Gorodenkoff/Shutterstock; **163** (t-b)12bit/Shutterstock, (2)monticello/Shutterstock, (3)Beloborod/Shutterstock, (4)123stockbie/123RF, (5)Fotocraft/Shutterstock; **166** (t)Mus Illustrations/Shutterstock, (1)Sam Edwards/Glow Images, (2)Yuganov Konstantin/Shutterstock, (3)Solis Images/Shutterstock, (4)Comstock Images/Jupiter Images/Alamy, (5)evgeniy3030/123RF, (6)Ljupco Smokovski/Shutterstock, (7)Dean Drobot/Shutterstock; **168** (l-r, t-b)Zurijeta/Shutterstock, (2)Utah778/123RF, (3)Zebra-Studio/Shutterstock, (4)Getty Images, (5)Michael C. Gray/Shutterstock; **170** (l-r, t-b)Ingram Publishing/Fotosearch Stock Photography, (2)Eugene B-sov/Shutterstock, (3)Gorodenkoff/Shutterstock, (4)Khongkit Wiriyachan/123RF, (5)Tom Wang/Shutterstock, (6)Sandra Dombrovsky/123RF, (7)Cherdchai Charasri/Shutterstock, (8)S.T. Yiap/Alamy; **171** (br)aprilpie/123RF; **172** (l-r, t-b)JaroPienza/Shutterstock, (2)Aberu.Go/Shutterstock, (3)Lilijana Jankovic/Shutterstock, (4)David Wall/Alamy Stock Photo, (5)Valentin Valkov/Shutterstock, (6)lvalin/Shutterstock, (7)Jami Tarris/Getty Images, (8)Stefan Cristian Ciota/Moment, (9)AccuSoft Inc./Glow Images, (10)Andrea Pistolesi/Stone/Getty Images, (11)titoOnz/Alamy Stock Photo, (12)djgis/Shutterstock; **173** (r) Beautiful landscape/Shutterstock; **175** (l)shyshechka/Shutterstock, (2)kali9/Getty Images, (3)Nadezhda Prokudina/123RF; **177** (l)ehrlif/Shutterstock, (2)Paul S. Wolf/Shutterstock, (3)Rawpixel.com/Shutterstock, (4)PhotoSky/Shutterstock, (5)Juice Images/Glow Images, (6)ON-Photography Germany/Shutterstock; **180** (l-r, t-b)canadastock/Shutterstock, (2)Sharad Kambale/Shutterstock, (3)Frederick Bishop/iStock/Getty Images, (4)Photodigital.nl/Shutterstock; **181** (t-b)NPS Photo, Ken Ganz, (2)Chris Clor/Blend Images, (3)alexfan32/Shutterstock, (4)Steven P. Lynch; **182** (c)Vasilii Gubskii/Shutterstock, (c)Imagebroker/age fotostock, (b)peopleimages12/123RF, (br)aprilpie/123RF; **184** (l)Josep Suria/Shutterstock, (2)ChooChin/Getty Images, (3)BestPhotoPlus/Shutterstock, (4)Africa Studio/Shutterstock, (5)Petr Bonek/Shutterstock, (6)cameravit/123RF, (7)Digital Media Pro/Shutterstock, (8)Blend Images/Image Source, (9)CHAJAMP/Shutterstock, (10)Alexandr Jitarev/Shutterstock, (11)aleks333/Shutterstock, (12)Egoreichenkov Evgenii/Shutterstock; **185** (l-r, t-b)YAKOBCHUK VIACHESLAV/Shutterstock, (2)BananaStock/Alamy Stock Photo, (3)Image Source, all rights reserved., (4)kwanchaichaiudom/123RF, (5)CGN089/Shutterstock, (6)Eclipse Studios/McGraw-Hill Education, (7)Pavel L Photo and Video/Shutterstock, (8)Photographee.eu/Shutterstock, (9)TY Lim/Shutterstock, (10)Science Photo Library/Alamy Stock Photo, (11)Jane September/Shutterstock, (12)kdshterman/Shutterstock; **187** (l)Image Source, All rights reserved; **189** (l-r, t-b)cheapbooks/Shutterstock, (2)cheapbooks/Shutterstock, (3)sementsovalesia/123RF, (4-6)kwanchaichaiudom/123RF, (7)Suttha Burawonk/Shutterstock, (8)Xray Computer/Shutterstock, (9)Science Photo Library/Alamy Stock Photo, (10)vahearamyan/123RF, (11)DedOK Studio/Shutterstock, (12)Daniil Demin/Shutterstock; **191** (cr)ZouZou/Shutterstock; **192** (l-r, t-b) Line By Line Vectors/Shutterstock, (2)Fancy Photography/SuperStock, (3)tinna2727/123RF, (4)Comstock/Alamy Stock Photo; **195** (cr)ryanik88/Shutterstock, (br)aprilpie/123RF; **196** (l)Trin Wi/Shutterstock, (2)lightfieldstudios/123RF, (3)Teo Tarras/Shutterstock, (4)Andrew Paul Deer/Shutterstock, (5)Foreverhappy/Shutterstock, (6)voobino/123RF, (7)McGraw-Hill Education, (8)Nick Fox/Shutterstock, (9)James Laurie/Shutterstock, (10)Westend61/SuperStock, (11)Alizada Studios/Alamy Stock Photo, (12)outdoorsman/Shutterstock; **197** (l-r, t-b)Rene Frederic/Pixtal/age fotostock, (2)Vicki Jauron, Babylon and Beyond Photography/Moment/Getty images, (3)Glow Images, (4)andamane/Shutterstock, (5)camouflage/123RF, (6)sirtravelalot/Shutterstock; **198** (c)denyshutter/123RF; **199** (t-b)Serguei Levykin/123RF, (2)Paul Wood/Alamy Stock Photo, (3)Trin Wi/Shutterstock, (4)Martinez de la Varga/Shutterstock, (5)4 PM production/Shutterstock, (6)Christian Kober 1/Alamy Stock Photo; **201** (l)Fotosearch RF/Glow Images, (cr)Eric Isselee/Shutterstock; **204** (tr)ESB Professional/Shutterstock; **206** (c)wrangel/123RF; **207** (t-b)matiaath/123RF, (2)szymonbartosz/123RF, (3)Hung Chung Chih/Shutterstock, (4)ShaunWilkinson/Shutterstock, (5)AJR_photo/Shutterstock, (6)Jill Lang/Shutterstock, (br)aprilpie/123RF; **208** (l-r, t-b, 3-4, 6-7, 9-10, 12) Anna Frajtova/Shutterstock, (2)ypiramos/123RF, (5)studiobarcelona/123RF, (8)3drenderings/Shutterstock, (11)kotoffei/Shutterstock, (13)WEB-DESIGN/Shutterstock, (14)andrew1998a/123RF, (15)svetlanakazakova/123RF, (16)madilen/123RF, (17)marketlan/123RF, (18)Albachiaraa/Shutterstock, (19)Gwens Graphic Studio/Shutterstock, (20)3dmentat/123RF; **209** (l-r, t-b)yoshiyayo/123RF, (2)studioaccendo/132RF, (3)NANTAWAN PATAMAROT/Shutterstock, (4)last19/123RF, (bl)Zakirov Aleksey/Shutterstock; **210** (l)3drenderings/Shutterstock, (2)imaagio/123RF, (3)3drenderings/Shutterstock, imaagio/123RF, (4)imaagio/123RF, natis76/123RF; **211** (l-r, t-b)Tomasz Myslinski/Shutterstock, (2)ZouZou/Shutterstock, (3)stockphoto-graf/Shutterstock, (4)Sodapix AG, Switzerland/Glow Images, (5)Chepko Danil Vitalevich/Shutterstock, (6)Davizro Photography/Shutterstock, (7)Zurijeta/Shutterstock, (8)ZouZou/Shutterstock, (9)Ruta Saulyte-Laurinaviciene/Shutterstock, (10)OlegDoroshin/Shutterstock, (11)Hi Brow Arabia/Alamy Stock Photo, (12)Cire notrevo/Shutterstock; **212** (l-r)Klaus Tiedge/Image Source, (2)Suraphol Thipsombutwong/EyeEm/Getty images, (3)Oleksiy Maksymenko/Alamy, (4)oksana2010/Shutterstock, (5)NANTAWAN PATAMAROT/Shutterstock, (6)sagir/Shutterstock; **215** (l-r, t-b, 2-3, 5)Anna Frajtova/Shutterstock, (4)3drenderings/Shutterstock, (6)kotoffei/Shutterstock, (bl)Tongro/age fotostock, (br)Carol M. Highsmith's America, Library of Congress, Prints and Photographs Division [LC-DIG-highsm-04456]; **216** (cr)Suvendra Chandra Dasgupta/EyeEm/Getty Images; **217** (bl)John A. Anderson/Shutterstock, (br)Seaphotoart/Alamy Stock Photo; **219** (l-r, t-b)Galyna Andrushko/Shutterstock, (2)ApriRED/Getty Images, (3)ND700/Shutterstock, (4)DiKiYaqua/Shutterstock, (5)Galyna Andrushko/Shutterstock, (6)txking/Shutterstock, (7)wirestock/123RF, (8)sdcoret/123RF, (9)txking/Shutterstock, (10)Tom Wang/Shutterstock, (br)aprilpie/123RF.

Illustration Credits

Beehive Illustration pp. 120, 220, 221, 223, 225; Daniel Cabral pp. 214; Marco Antonio Reyes Ortega (Concept drawing) pp. 128, 129, 212; Wayne Jones (Line work and colouring) pp. 128, 129, 212; Silvio Daniel Kiko: pp. 136, 140, 144, 165, 173, 176, 178, 190, 210; German Gordillo: pp. 152, 156, 164, 178, 188, 200, 213; Hugo Miranda: pp. 166