


About me Unit (1) It's me!

 **Write:**



Busy Bee hello

اكتب



Busy Bee

hello



Adam

Dina



Adam

Dina

About me Unit (1) It's me!



Look and circle:

انظر وضع دائرة

1- one

1

3

2- three

3

4

3- five

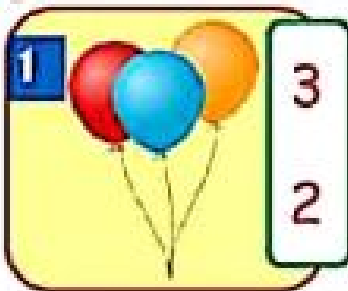
5

1



Look and circle

انظر وضع دائرة



About me Unit (1) It's me!



Play with me.
إلعب معي.

 **Write:**



اكتب

flower friends goodbye

flower friends goodbye

About me Unit (1) It's me!

3 Look and circle:

انظر وضع دائرة

1- Busy Bee



2- hello



3- Dina



4 Color: (SB. P. 3)

لون



About me Unit (1) It's me!

ACTIVITIES

1 Match صين

1. **1**

2. **2**

3. **3**

4. **4**

5. **5**

2 Count and write: عدّ واكتب

About me Unit (1) It's me!

ACTIVITIES



Match

صين

1. Busy Bee



2. Adam



3. Dina

4. hello



Trace the first letter:

تتبع الحرف الأول



A Adam



D Dina



h hello

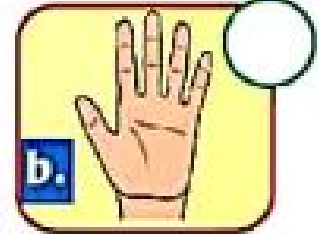
About me Unit (1) It's me!

ACTIVITIES

1 Match

صل

1. hand



2. honey




3. hello


2 Look and circle:

انظر وضع دائرة


1- hand



2- honey



3- hello



3 Circle the right letter:

ضع دائرة حول الحرف الصحيح



About me Unit (1) It's me!



Hello! I'm Adam.

Hello! I'm Adam.



Hello, Adam!

Hello, Adam!



About me Unit (1) It's me!

Lessons (4 - 5)



Objectives:

- ⇒ To use vocabulary for greetings أن يستخدم كلمات للتحيات
- ⇒ To reinforce the importance of making friends in and out of the classroom أن يعزز أهمية تكوين صداقات داخل وخارج حجرة الدراسة
- ⇒ To reinforce working with others to do something أن يعزز العمل مع الآخرين لعل شي ما
- ⇒ To listen and sing along with a song to reinforce the new language أن يستمع ويغني مع الأغنية ليعزز اللغة الجديدة



bee
نحلة



flower
زهرة



honey
عسل



friends
أصدقاء



goodbye
مع السلامة



hello
أهلاً



Let's make friends.
هيا نكوّن صداقات.

About me Unit (1) It's me!

Study the following:



1

one bee



2

two bees



Write:

اكتب

one two three

one

two

three

About me Unit (1) It's me!

Lesson (6)



Objectives:

To identify vocabulary in a picture story

أن يتعرف على المفردات من خلال قصة مصورة

To listen to and follow a picture story

أن يستمع ويتابع قصة مصورة

To think about what happens next in a story

أن يفكر فيما سيحدث في القصة

To use problem-solving skills

أن يستخدم مهارات حل المشكلة

To reinforce the values of being polite and kind

أن يعزز قيم كونه مؤدب وعطوف

To practice saying hello and asking a person's name

أن يتدرب على قول أهلاً وسؤال شخص عن اسمه

To listen to and practice a dialogue in pairs

أن يستمع ويتدرب على المحادثة في ثنائيات



About me Unit (1) It's me!

Lesson (1)



Objectives:

- ⇒ To recognize and use the greeting Hello أن يتعرف ويستخدم كلمة "أهلاً ومرحباً" في التحية
- ⇒ To identify vocabulary for character names in a picture أن يعرف العبارات الخاصة بأسماء الشخصيات في الصور



Study the following:



Hello! I'm Busy Bee.
أهلاً! أنا النحلة النشيطة.

Hello! Busy Bee.
أهلاً! أيتها النحلة النشيطة.



Hello, I'm Dina.
أهلاً، أنا دينا.


Hello, Dina.
أهلاً، يا دينا.



About me Unit (1) It's me!



Write:




hand honey hello

hand honey hello

About me Unit (1) It's me!

I'm Adam. What's that?

I'm Adam. What's that?



It's a flower. It's yellow.

It's a flower. It's yellow.

About me Unit (1) It's me!

3 Look and circle

انظر و ضع دائرة




4 Color and say: (SB P. 11)


لون و قل

Goodbye


hello



About me Unit (1) It's me!




4



Narrator :

Dina : Oh no! My flower!




5


Narrator :

Busy Bee : Dina! Here's your flower!

Dina : Thank you. Busy Bee!






6



Narrator :

Dina : This is for you!

Teacher : Thank you, Dina!
It's a flower!



About me Unit (1) It's me!


ACTIVITIES



Match

صِل

1. flower



2. friends



3. goodbye


4. honey



Look and circle:

انظر وضع دائرة

1- flower



2- hello



3- goodbye



4- friends




About me Unit (1) It's me!

ACTIVITIES


1 Match

صن

1. yellow



2. Thank you





3. flower



2 Look and circle:

انظر وضع دائرة


1- yellow



2- Thank you




3- flower



3 Circle the right letter:

ضع دائرة حول الحرف الصحيح



About me Unit (1) It's me!



Write:

اكتب



yellow

Thank you

yellow

Thank you



What's your name?

What's your name?

About me Unit (1) It's me!

Listen and follow: (SB P. 13)

1

Narrator :	
Mariam :	Hello!
Nada :	Hello!
Mariam :	What's your name?
Nada :	I am Nada. What's your name?
Mariam :	I am Mariam.

2

Narrator :	
Zein :	Hello!
Youssef :	Hello!
Zein :	What's your name?
Youssef :	I am Youssef. What's your name?
Zein :	I am Zein.



About me Unit (1) It's me!



(SB P. 12)

1

Narrator :

Adam : Hello! What's your name?

Busy Bee : Hello! I'm Busy Bee.
What's your name?

Adam : I'm Adam.

Busy Bee : Hello Adam!



2

Narrator :

Busy Bee : What's your name?

Dina : I'm Dina.

Busy Bee : Hello, Dina!



3

Narrator :


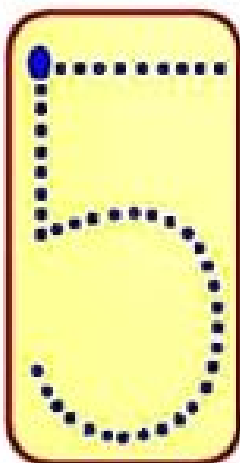

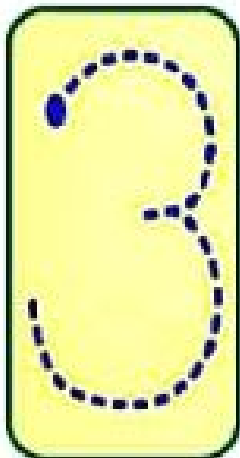


Busy Bee : What's that?

Dina : It's a flower.
It's yellow.



About me Unit (1) It's me!

Look, trace and color: (SB P. 15)



About me Unit (1) It's me!

Sing and do: (SB P. 10)

غَنِّ وافْعَلْ

*Hello, hello. I'm Samy
Let's make friends.*

Play with me.

Hello, hello. I'm Ramy.

Let's make friends.

Play ball with me!



Hello, hello. I'm Haidy.

Let's make friends.

Play with me.

Hello, hello. I'm Injy.

Let's make friends.

Build with me!



Hello, hello. I'm Hady.

Let's make friends.

Play with me.

Hello, hello. I'm Ramy.

Let's make friends.

Ride with me!



About me Unit (1) It's me!

Lesson (2)



Objectives:

- To recognize the letter sound /h/
- To find words with the /h/ sound
- To trace and copy the letter h

ان يتعرف على صوت حرف /h/
ان يجد كلمات تبدأ بصوت حرف /h/
ان يتتبع وينسخ حرف h

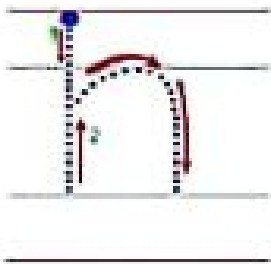


Phonics




 Trace and copy: (SB P. 5)

تتبع وانسخ



hand



honey




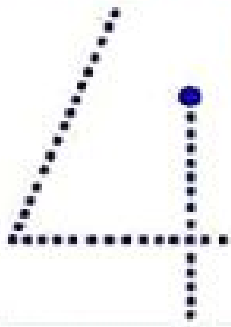


hello

About me Unit (1) It's me!



Point, trace and circle: (SB P. 14)



About me Unit (1) It's me!

Unit (1) It's me! إنه أنا!



Scope and Sequence: المحتوى والتسلسل

Vocabulary	المفردات اللغوية	Busy Be, Adam, Dina, hello, goodbye, flower, friend
Language	اللغة	Hello. What's your name? I'm (Busy Bee). It's a flower. It's yellow.
Phonics	الصوتيات	h: hello, honey, hand
Life Skills	المهارات الحياتية	Communication, cooperation and respect for diversity: Let's make friends!, Look and learn Problem solving: It's a flower!
Values	القيم	Participation: Let's make friends Respect : Look and learn Curiosity : Bees and honey
Issues and challenges	القضايا والتحديات	Community participation: Making friends
Integrated cross-curriculum topics	التكامل عبر موضوعات المنهج	Math : I can count Science: Bees and honey



About me Unit (1) It's me!

Listening: (SB P. 2)

	Busy Bee	: Hello! I'm Busy Bee.
	Adam and Dina	: Hello, Busy Bee!
	Dina	: Hello. I'm Dina.
	Busy Bee	: Hello, Dina!
	Adam	: Hello, I'm Adam.
	Busy Bee	: Hello, Adam!

Sing and do: (SB P. 2)

غنّ وافعل



Hello, hello, hello!
Hello everyone, I'm Busy Bee!
Hello, Busy Bee!
Hello, hello, hello!
Hello, I'm Adam!
Hello, Adam!
Hello, hello, hello!
Hello, I'm Dina!
Hello, Dina!



About me Unit (1) It's me!



four five count

four five count

Sing and do: (SB P. 7)

صَنِّ وَاَفْعَلْ



*Let's count. Let's count.
Let's count to two.
One, two.*

*Let's count. Let's count.
Let's count to three.
One, two, three.*

*Let's count. Let's count.
Let's count to four.
One, two, three, four.*

*Let's count. Let's count.
Let's count to five.
One, two, three, four, five.*



About me Unit (1) It's me!



Objectives:

- To count up to five
- To identify one, two, three, four, five
- To use plural nouns with (s)

أن يعد حتى الرقم (5)
أن يتعرف على الأرقام 5، 4، 3، 2، 1
أن يجمع باستخدام (s)

NUMBERS

