





اسم و ابدع □

اسم وجهاً مستخدماً جميع الأشكال التي تعلمتها □



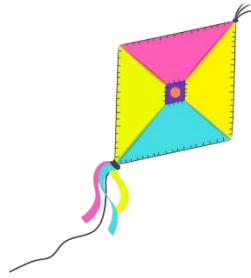
مراجعة

أكمل الشكل الناقص






مراجعة



ما الذي يمثل الشكل في العمود من



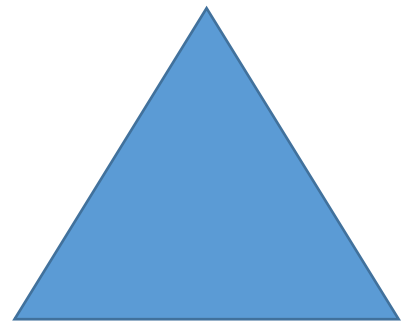


كون مجموعات متحدة الشكل ؟



لون الشكل الذي أمامك ؟




ضع علامة (✓) على شكل









□ مدر قلمك على حدود الشكل ؟




لون الشكل الذي أمامك ؟



ضع علامة (✓) على شكل








مستطيل




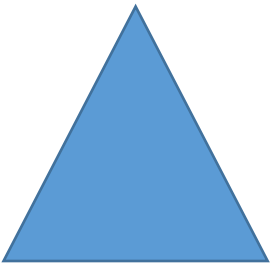
مدر قلمك على حدود الشكل ؟




لون الشكل الذي أمامك ؟












منح علامة (✓) على شكل المربع




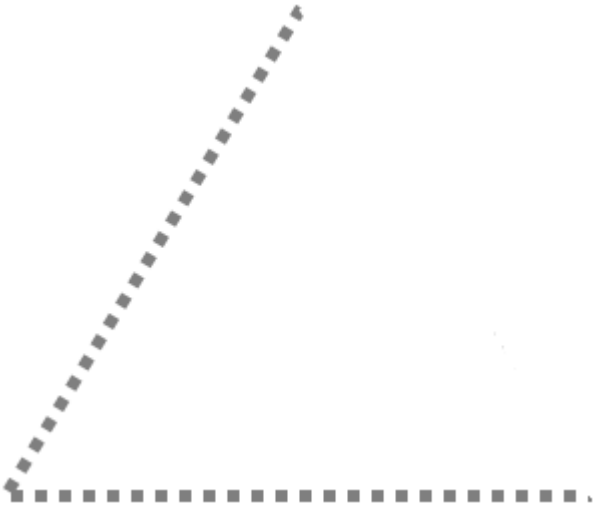


مربعك على حدود الشكل ؟



مراجعة


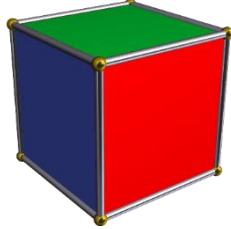
أكمل الشكل الناقص











جمعة



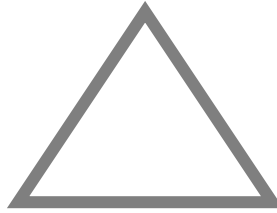

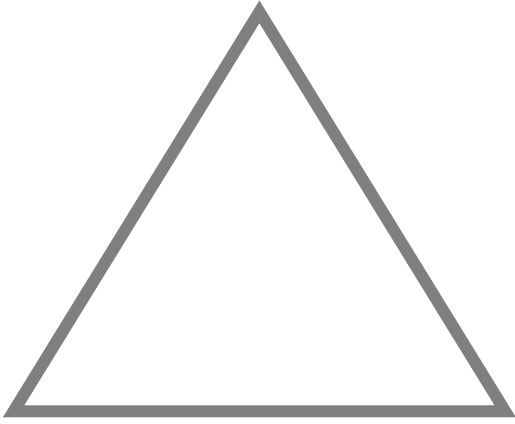
ما الذي يمثل الشكل في الطرحة منه






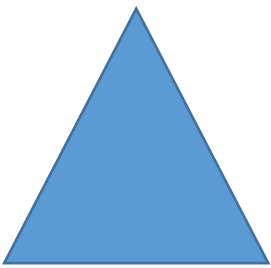
كون مجموعات متحدة الشكل ؟





لون الشكل الذي أمامك ؟


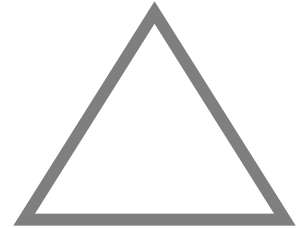
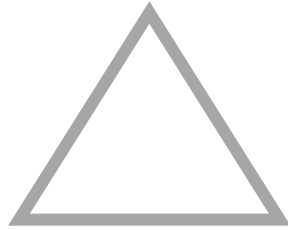






ضع علامة (✓) على شكل المثلث











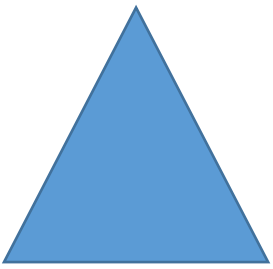
مدر قلمك على حدود الشكل ؟

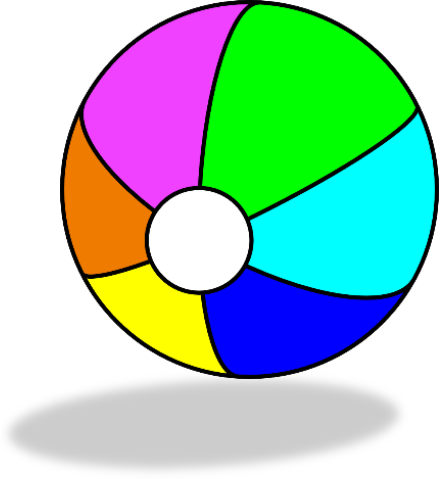


لون الشكل الذي أمامك ؟












ضع علامة (✓) على شكل الدائرة







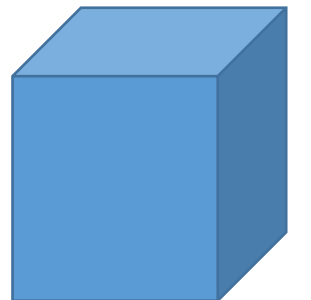


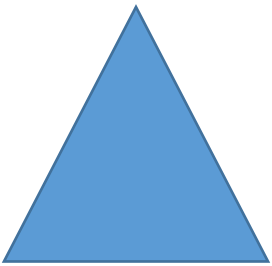
مدر قلمك على حدود الشكل ؟


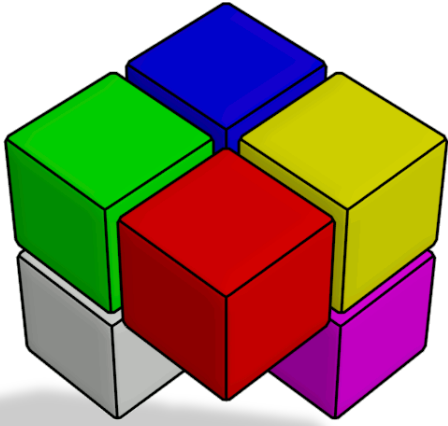


لون الشكل الذي أمامك ؟



ضع علامة (✓) على شكل المطرعة





مربع

مربع قلمك على حدود الشكل ؟



اسمي



❖ يتوقع في نهاية الأنشطة : 

يتعلم الطفل أسماء الأشكال.

يكتب معجزة التصنيف.

يتعد أكمال الشكل الناقص لك شكك .

الأشكال الهندسية

الهندسية



إعداد و تصميم:

anshitha