


وزارة التربية
الادارة العامة لمنطقة العاصمة التعليمية
مدرسة عين جالوت الابتدائية للبنات

الأنشطة الإصغية لمادة الرياضيات

للمصف الأول

الفصل الدراسي الأول




اعداد المعلمة: نوره الرشدود

مديرة المدرسة
سوسه مدوه


الموجهة الفنية
هنذ الطيري

رئيسة القسم
شيمه الطيري

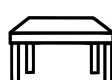




الوحدة الأولى

مدخل إلى المفاهيم الرياضية






العلاقات المكانية (فوق - تحت) (أعلى - أسفل)


١- لون الكعكة التي تقع فوق الطاولة :  




٢- لون الطير التي تقع فوق الشجرة :  



٣- لون الكرة التي تقع تحت الطاولة :  





٤- لون الحشرة التي تقع تحت الطاولة :  





العلاقات المكانية (أمام - خلف)

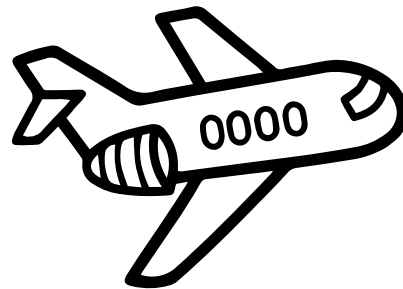
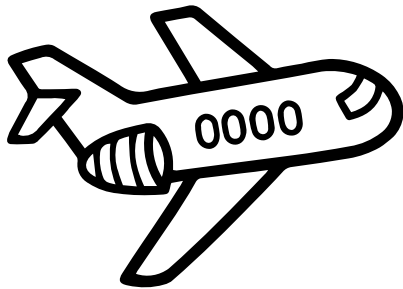
١- لون التي تقع في الأمام: 



٢- لون التي تقع في الخلف: 




٣- لون التي تقع في الأمام: 



العلاقات المكانية (يمينه - يسار)

١- لون الشيء الذي يقع يمينه البيت :



٢- اسم شجرة يسار البيت و اسم قطة يمينه البيت :



يسار




يمينه




العلاقات المكانية (داخل - خارج - بينه)


١- لون  التي تقع داخل السلة :



٢- لون الأشياء التي تقع خارج الحوض :





٣- لون الشيء الذي يقع بينه البنيتين :



صغير - كبير

٢- لون الصغيرة:




١- لون الكبير:




٣- صل الشيء بالكلمة المناسبة:

كبير






صغير






التطابق


١- لون الشكل المتطابقية :



٢- لون الشكل الذي لا يطابق :




٣- لون الشكل المتطابقية :




التصنيف وفق خاصية واحدة

١ - حوت الفلاح :




٢ - حوت الكرات :




التصنيف وفق خاصيته

١ - حوّل النجوم الملونة:



٢ - حوّل الورد الغير ملونة:




الأنماط

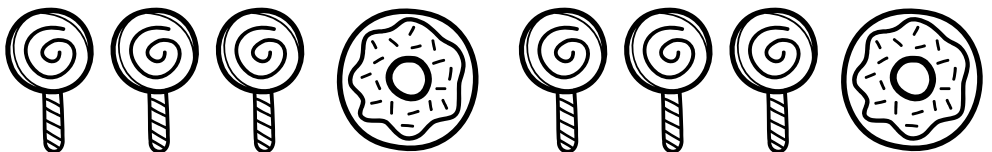
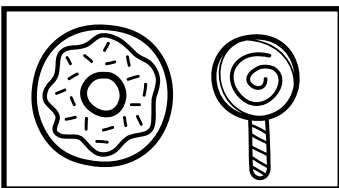



١- لون ال  باستخدام لونه فقط لتكون نمط :




٢- لون ال  باستخدام لونه فقط لتكون نمط :




٢- حوطة ما يأتي تالياً الأنماط :













الوحدة الثانية

الأعداد اللبنة من ١ إلى ٥




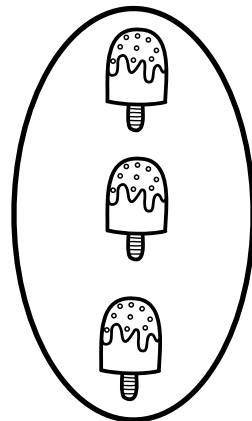






أقل أو أكثر

ضع علامة (✓) تحت المجموعة الأقل




ضع علامة (✓) تحت المجموعة الأقل



العدد ١


امسح على النقط




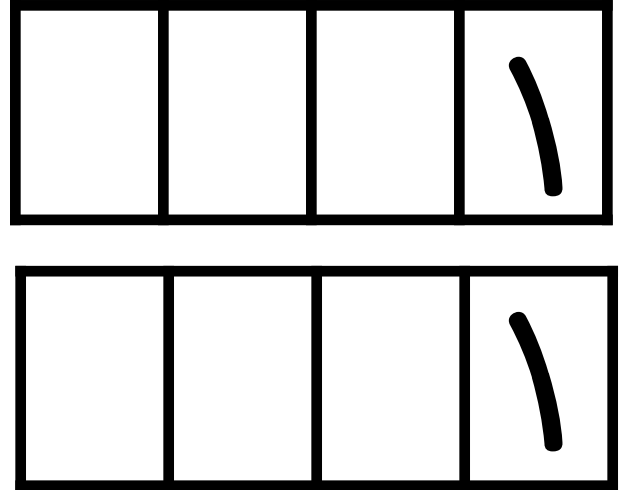
لون



ابحث عني




الآب



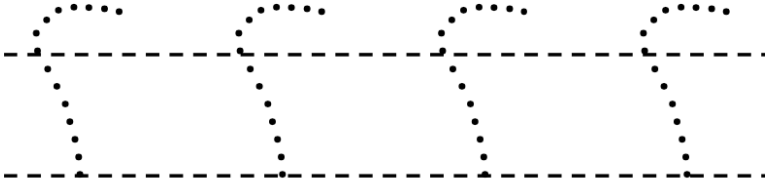
اعداد المعلمة : نوره الرشود

لون

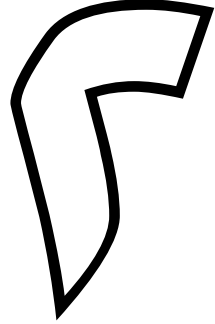


العدد ٢

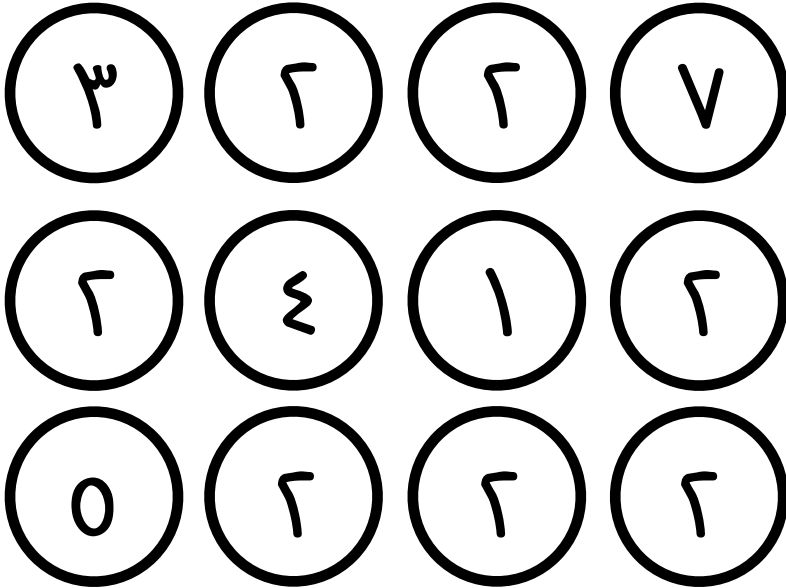
امسح على النقط




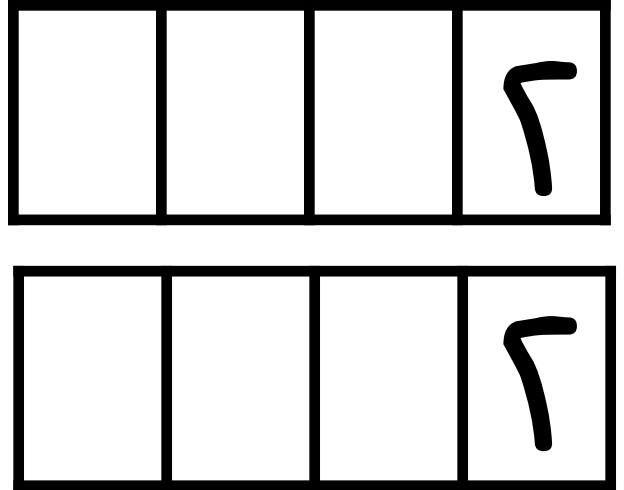
لون



ابحث عني




الآب


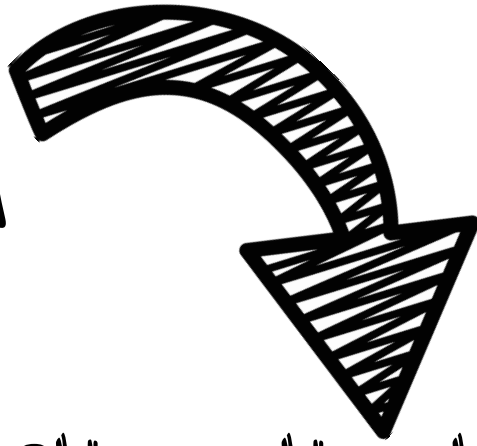


اعداد المعلمة : نوره الرشود

لون




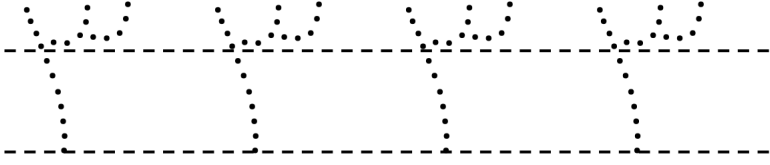
العدد ٢



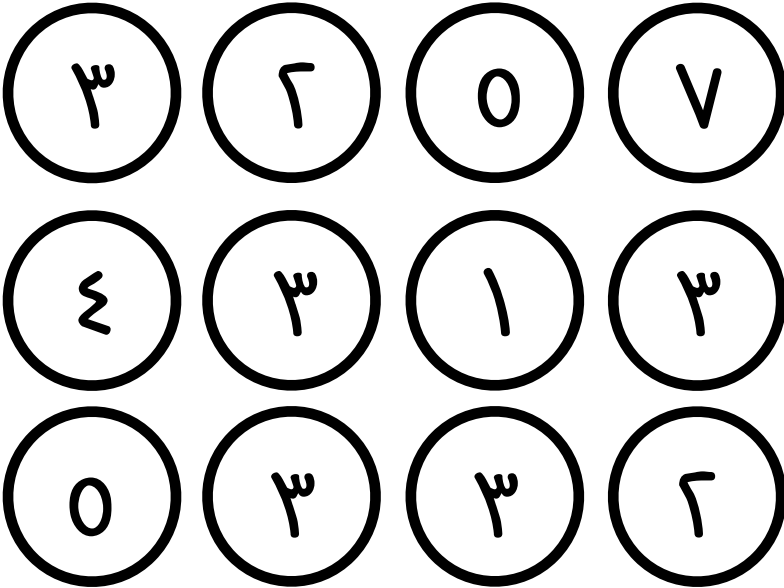
لون الصور التي تحتوي
على ٢

العدد ٣

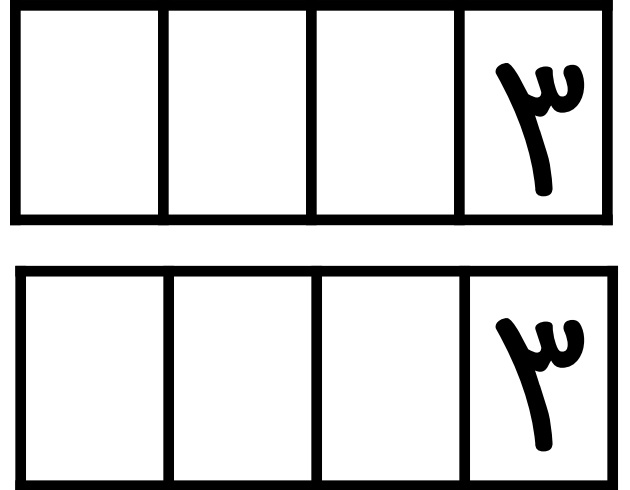
امسح على النقط




ابحث عني





الآب




لون ٣



العدد ٣



لون الصور التي تحتوي على ٣








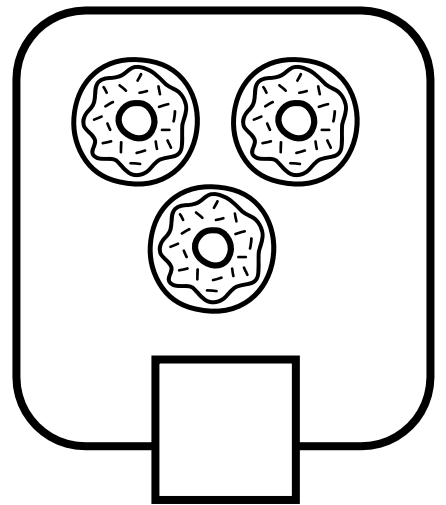





الأعداد ١، ٢، ٣

أنا..

٣	٢	١
٣	٢	١
٣	٢	١

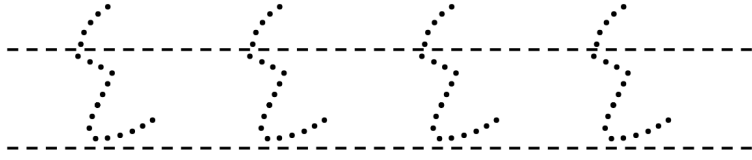
الأعداد ١، ٢، ٣

عدو أكتب رمز العدد..




العدد ٤

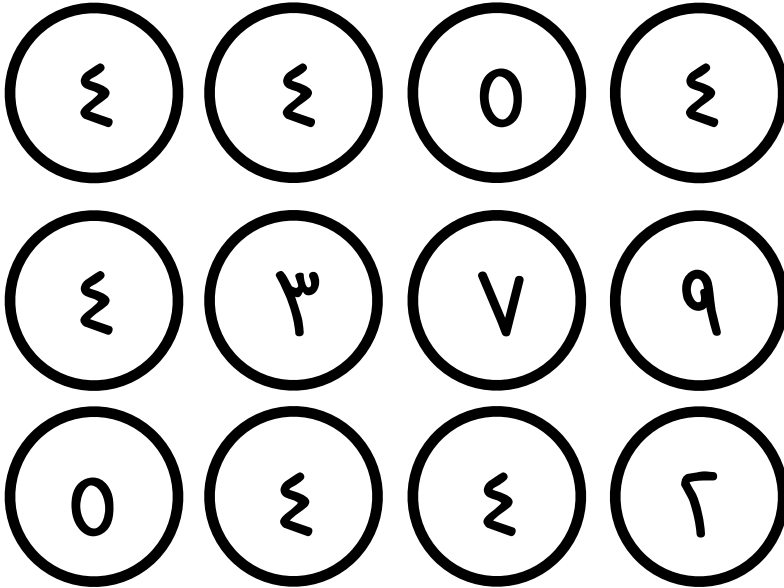
امسح على النقط



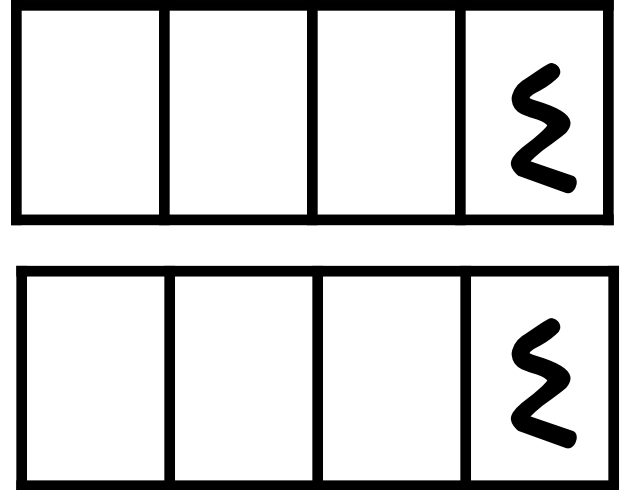
لون





ابحث عني



الآب



لون ٤



العدد ٤

لون حسب اللون المطلوب ..


٤ = أصفر	٣ = أزرق	٢ = أخضر	١ = أحمر
----------	----------	----------	----------

A grid of 40 circles arranged in 8 rows and 5 columns. Each circle contains a different pattern of dots or shapes for counting practice. The patterns are as follows:

- Row 1: 2 dots, 4 dots, 1 dot, 3 dots, 4 dots
- Row 2: 1x5 grid with 4 dots, 3 dots, 4 dots, 1x5 grid with 2 dots, 4 dots
- Row 3: 1 dot, 2 dots, 1x2 square with 2 dots, 3 dots
- Row 4: 1x2 square with 4 dots, 1x5 grid with 1 dot, 1 dot, 4 dots
- Row 5: 3 dots, 1x2 square with 1 dot, 1 dot, 2 dots
- Row 6: 2 dots, 1x5 grid with 3 dots, 1 dot, 1x2 square with 3 dots
- Row 7: 2 dots, 1x5 grid with 4 dots, 1 dot, 1x2 square with 2 dots




٤١٩٧




الأعداد ١، ٢، ٣، ٤

عد العناصر و أكتب رمز العدد ..

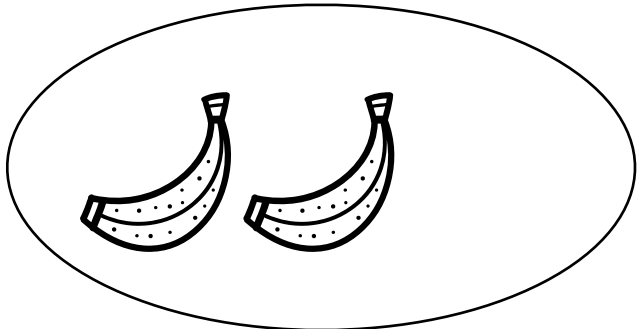


لون المربعات التي تدل على عناصرك مجموعة


الأعداد ١، ٢، ٣، ٤




استعمل رسم العناصر حسب العدد المطلوب



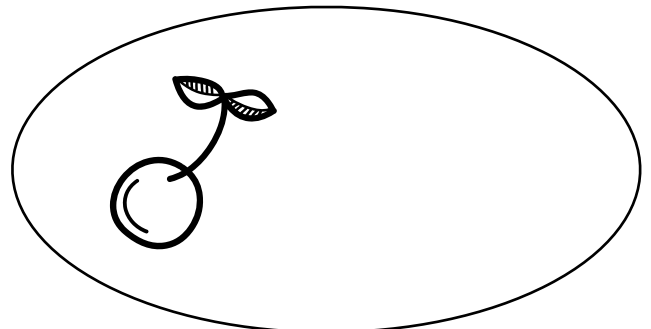
٢



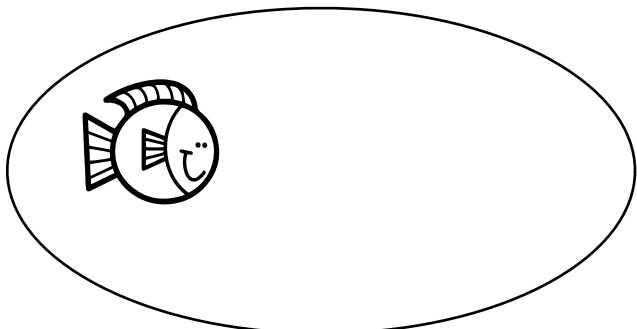
١




٢



١



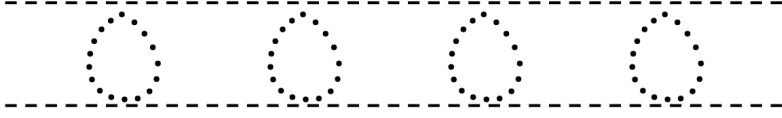
١




٣

العدد ٥


امسح على النقط




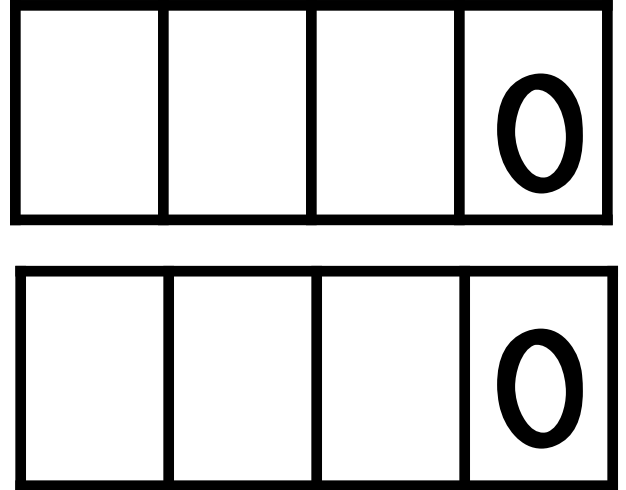
لون




ابحث عني





الآب









لون



العدد 0









عد الأصابع ثم اكتب رمز العدد


	<input type="text"/>		<input type="text"/>
	<input type="text"/>		<input type="text"/>
	<input type="text"/>		<input type="text"/>

الأعداد ١، ٢، ٣، ٤، ٥

لونه المربعات التي تدل على عناصرك مجموعة

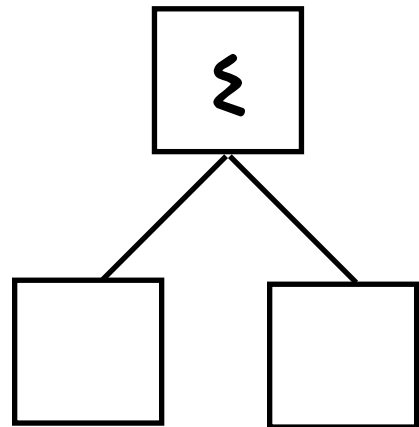
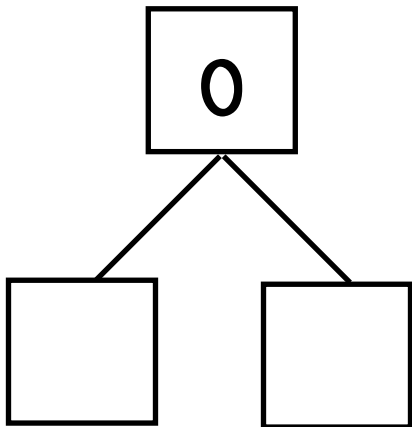
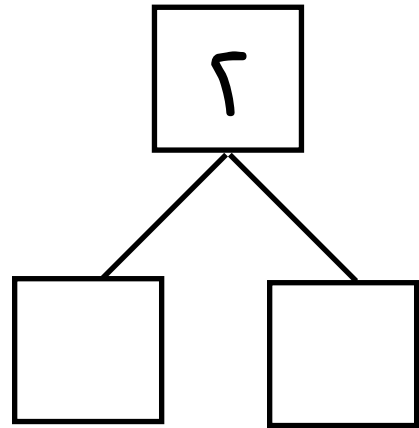
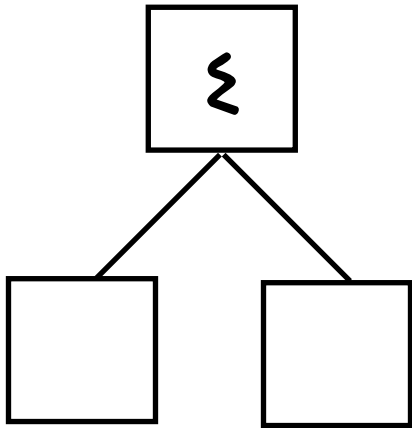
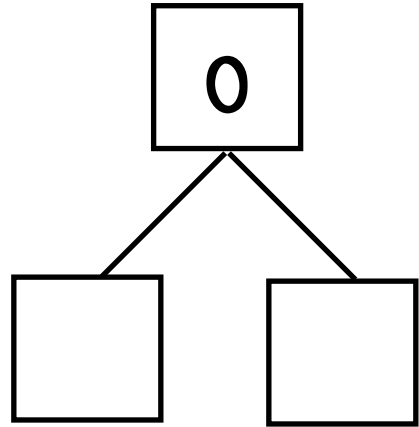
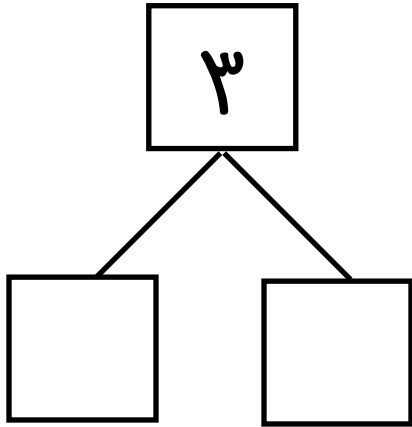




الأعداد ٠، ١، ٢، ٣، ٤، ٥






اذكر مكونات العدد..



مراجعة الوحدة الثانية


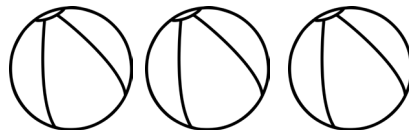

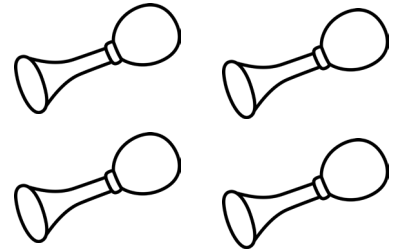



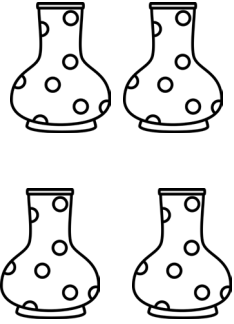

لون حسب العدد المطلوب




	٢
	٤
	٣
	١
	٥

مراجعة الوحدة الثانية


عد العناصر ثم اكتب رمز العدد بالمداد





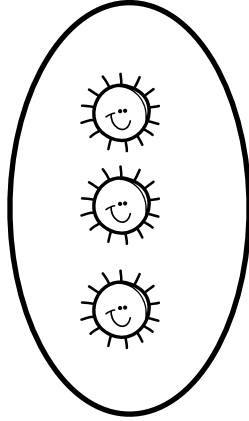

الوحدة الثالثة

الأعداد اللبية من ٦ الى ١٢
بما في ذلك الصفر




مقارنة الأعداد



صك لتقارن بين العددين بوضحة = ، < ، >




١





٣




٤




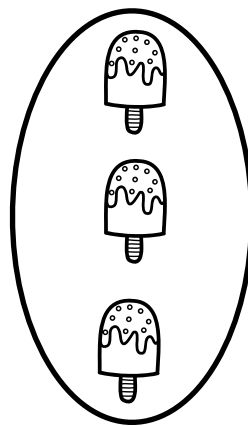
٢




٥



٣




٣



٢

مقارنة الأعداد



قارن، استخدم علامة $=$ ، $<$ ، $>$

$2 \quad \bigcirc \quad 1$

$0 \quad \bigcirc \quad 3$

$4 \quad \bigcirc \quad 2$

$1 \quad \bigcirc \quad 3$

$2 \quad \bigcirc \quad 0$

$2 \quad \bigcirc \quad 2$

$3 \quad \bigcirc \quad 4$

$0 \quad \bigcirc \quad 0$

$0 \quad \bigcirc \quad 1$


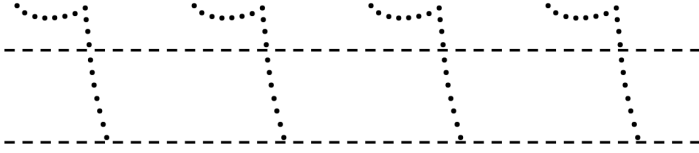
$2 \quad \bigcirc \quad 4$

$2 \quad \bigcirc \quad 0$

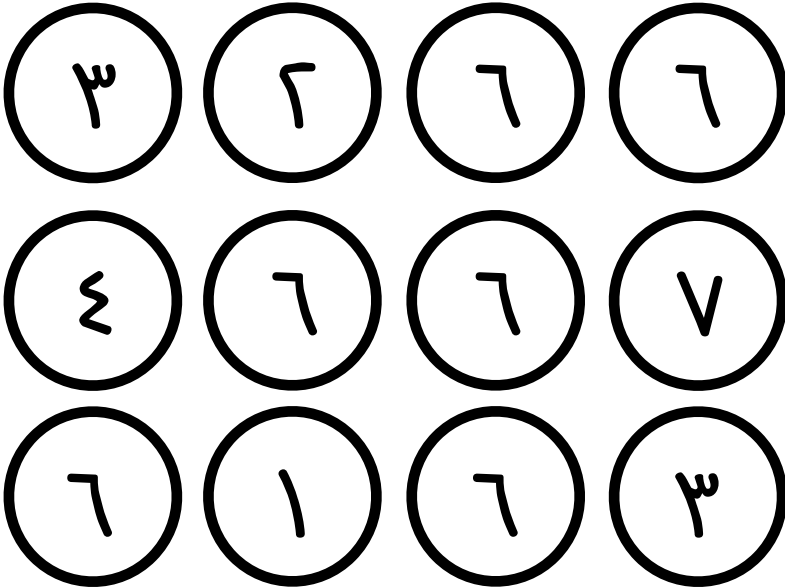
$4 \quad \bigcirc \quad 0$

العدد ٦

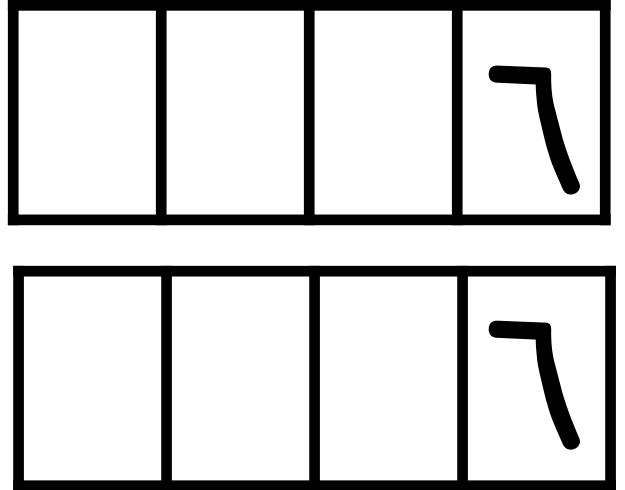
امسح على النقط



ابحث عني




الآب




اعداد المعلمة : نوره الشوبر

لون ٦



العدد ٦

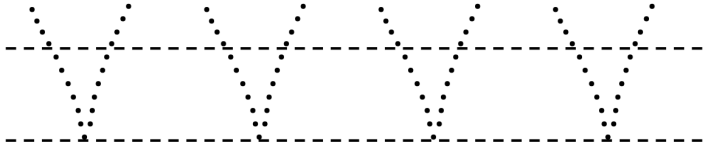


لون الصور التي تحتوي
على ٦




العدد ٧


امسح على النقط




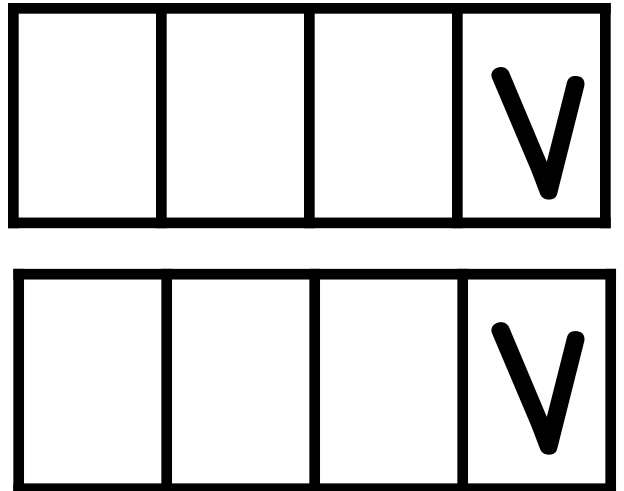
لون



ابحث عني




الآب




اعداد الطفلة : نوره الرشود


لون ٧




العدد ٧




استناداً على العناصر حسب العدد المطلوب



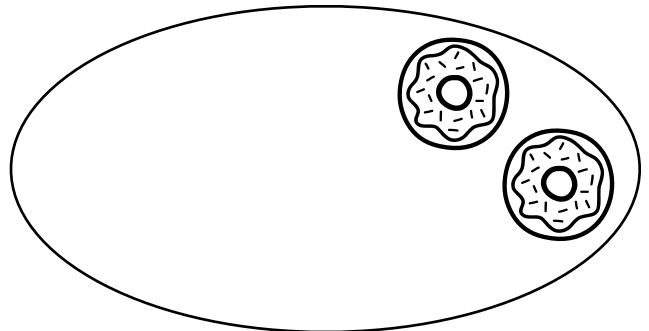
٣



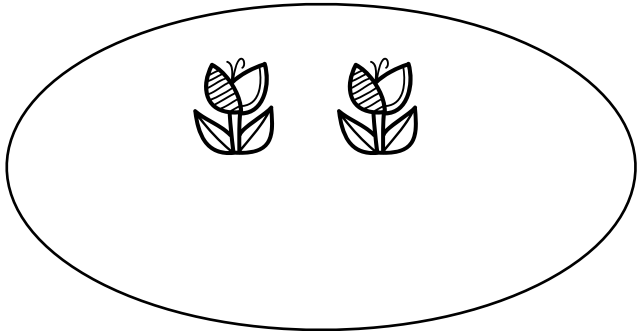
٠



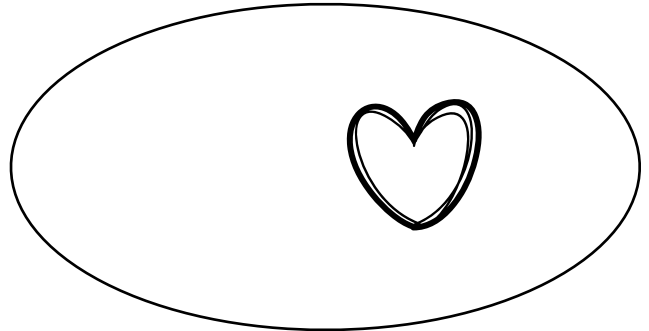
٦



٧



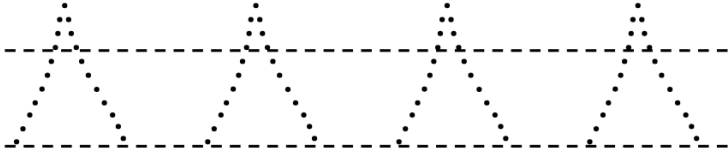
٤




٦

العدد ٨


امسح على النقط



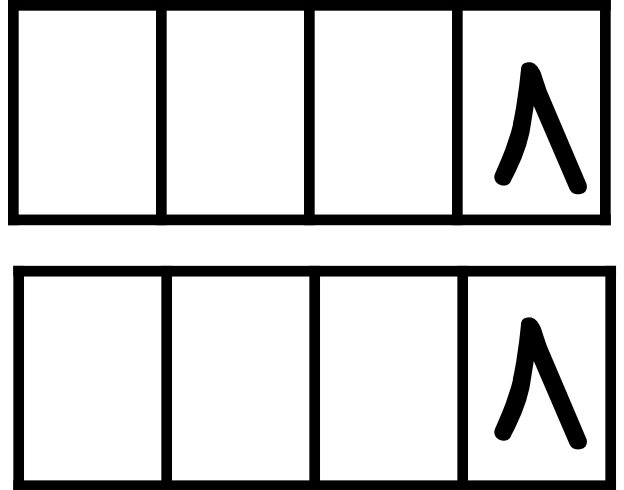
لون



ابحث عني




الآب



اعداد الطفلة : نوره الرشود

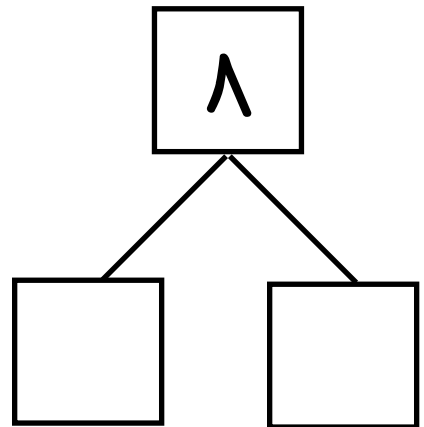
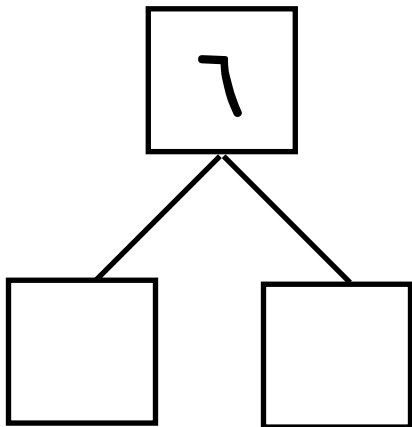
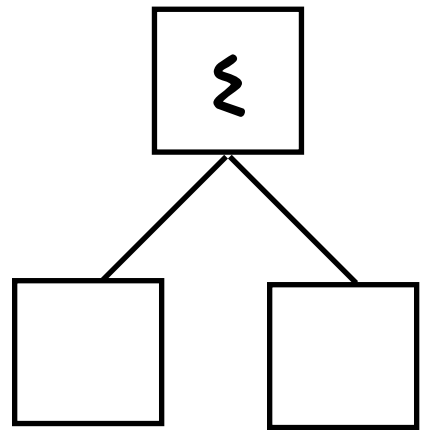
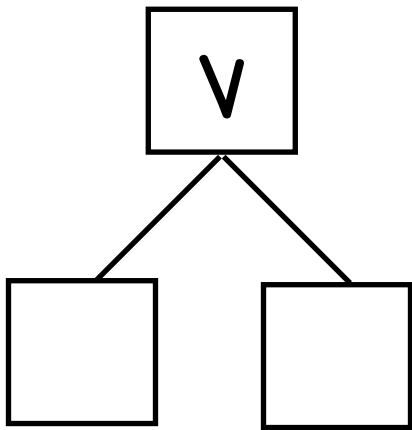
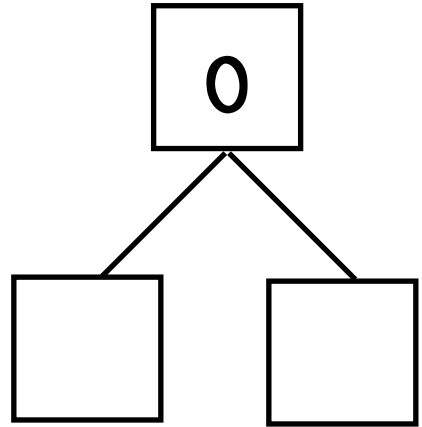
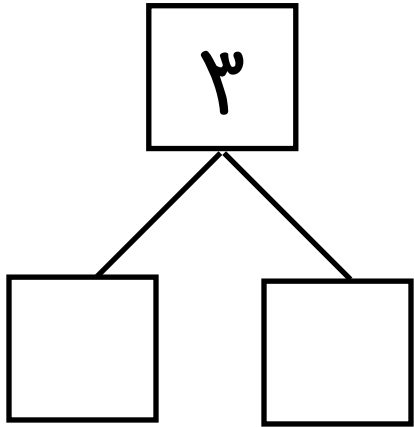
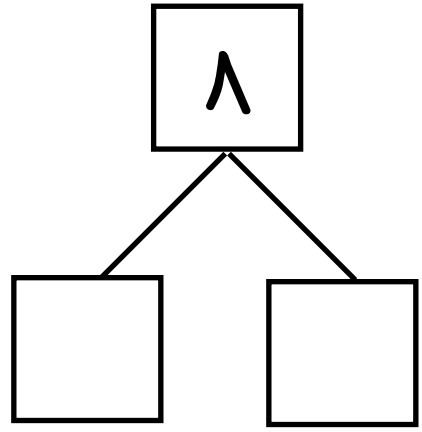
لون ٨






العدد ٨

اذكر مكونات الأعداد ..




العدد ٩


امسح على النقط



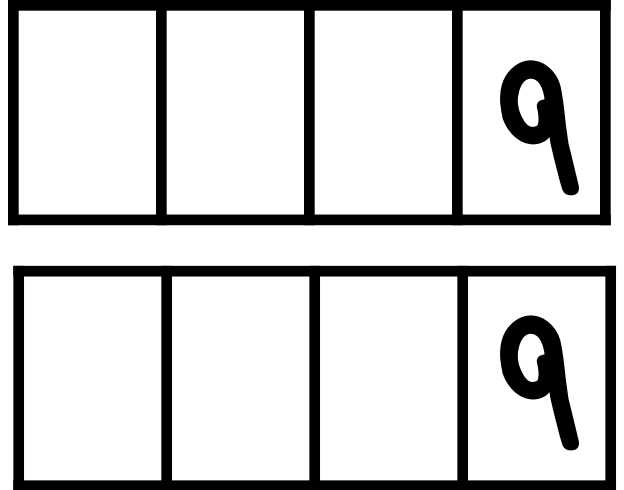
لون




ابحث عني




الآب





لون ٩





العدد ٩

عد العناصر و اكتب رمز العدد ..




العدد صفر


امسح على النقط

.....


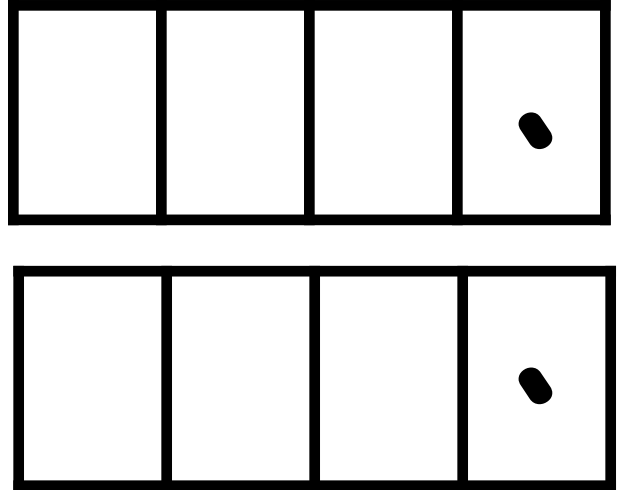
لون



اكتب عني

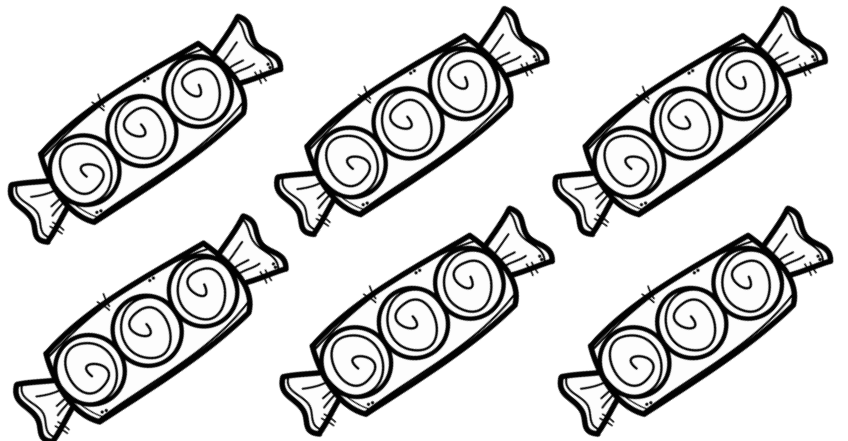


اكتب




اعداد المعلمة : نوره الرشود

لون



العدد صفر



قارن، منبج علامة <، >، = :

٦ ○ ٦

0 ○ ٣

٩ ○ .

٧ ○ ٨

. ○ ١

٢ ○ ٣

٧ ○ ٤

٦ ○ ٦

أكمل سلاسل الأعداد ..

○ ٨ ○ ○ ○ ○ ٤ ٣

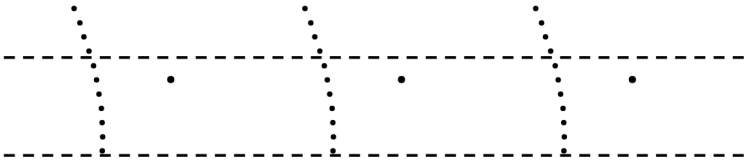
○ ○ ○ 0 ٤ ○ ○ ○ ١

○ ○ 0 ○ ○ ٣ ٦ ○ ○

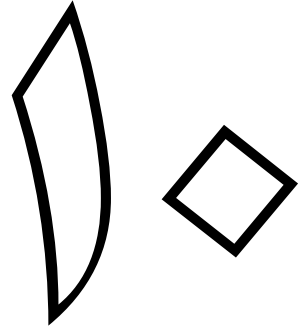
٩ ○ ○ ○ ○ 0 ٤ ○

العدد ١٠


امسح على النقط



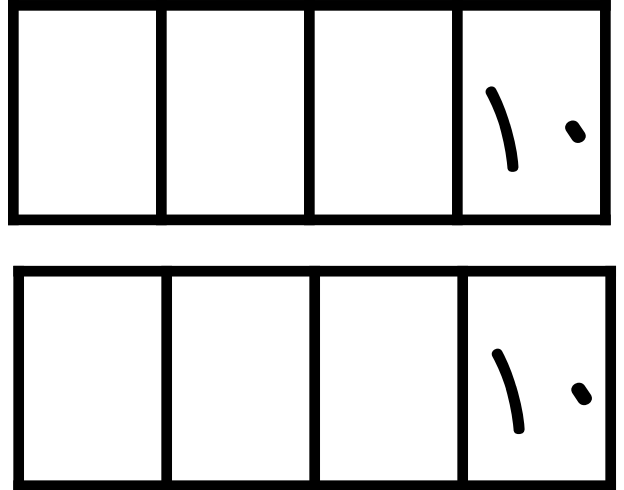
لون





ابحث عني





الآب



















لون ١٠



العدد ١٠

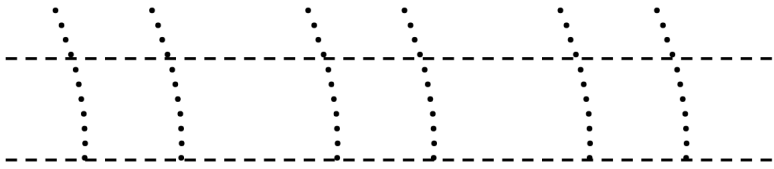


عدو اكتب رمز العدد

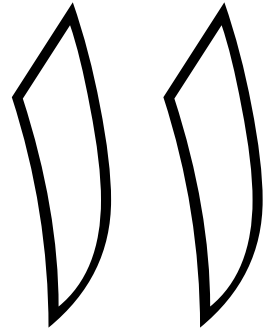
			
			
			
			

العدد ١١


امسح على النقط




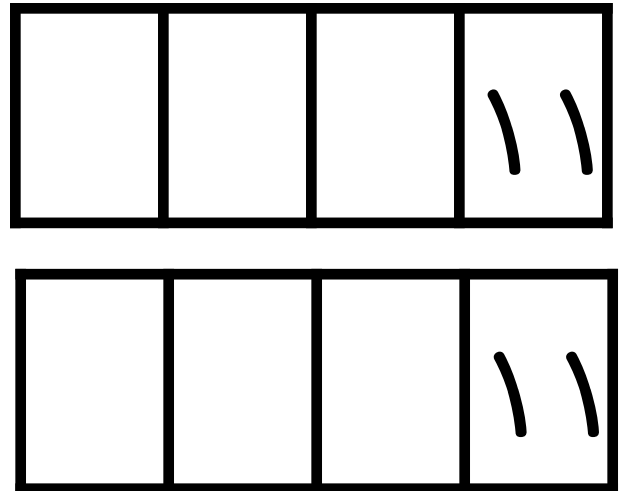
لون



ابحث عني




الآب

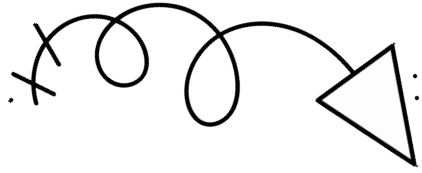


اعداد المعلمة : نوره الرشود

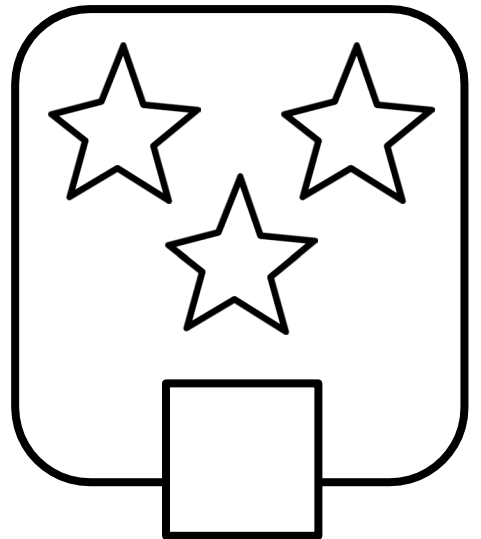








لون ١١



العدد ١١

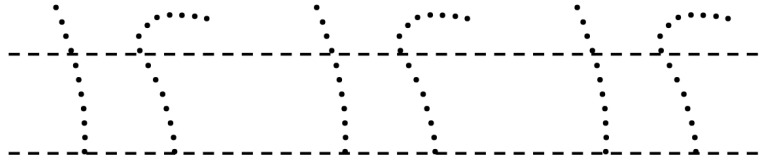


عد النجوم واكتب هذا العدد

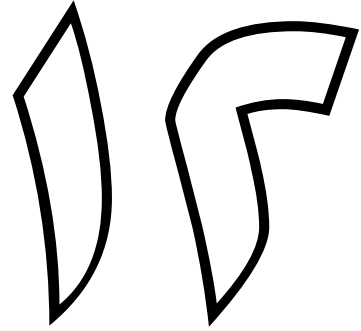


العدد ١٢


امسح على النقط




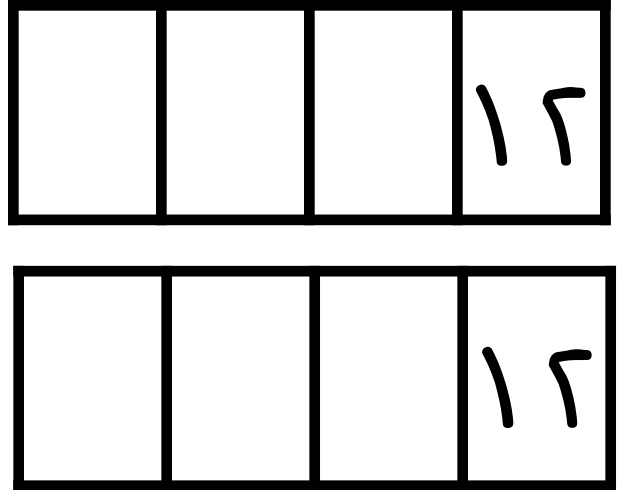
لون



ابحث عني




الآب




اصدار المعلمة : نوره الرشود

لون ١٢



العدد ١٢

عد العناصر ثم لون رمز العدد



٣ ٤ ٦

٨ ٧ ٩

٩ ١١ ١٢

١ ٤ ٨

١٠ ٥ ١١

٩ ١١ ٦


٧ ٤ ٨

١٠ ٩ ١١

٧ ٨ ٦

مراجعة الوحدة الثالثة




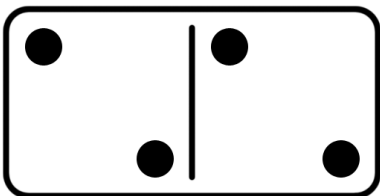

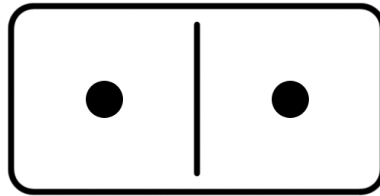

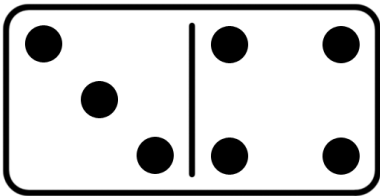

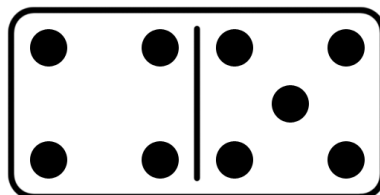

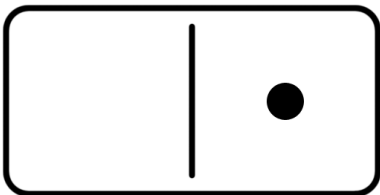

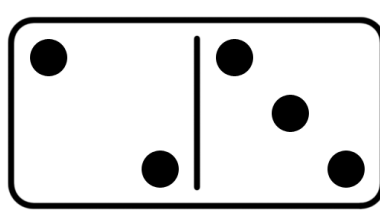



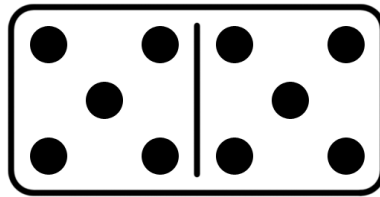

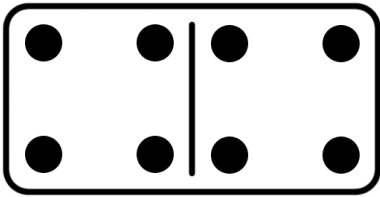

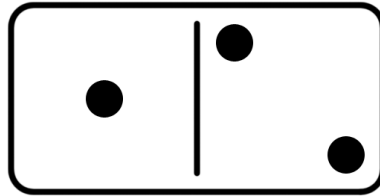

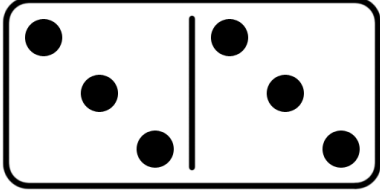
أتمت سلاسل الأعداد




	٤			١	٠
١٠	٩				٠
١٢		١٠	٩		
	٨		٦	٠	
	١١			٨	٧
	٦	٠			٦

مراجعة الوحدة الثالثة


عدو اكتب رمز العدد ..





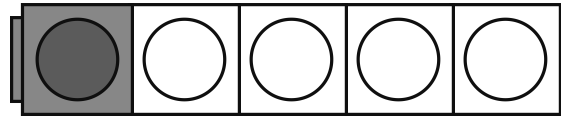
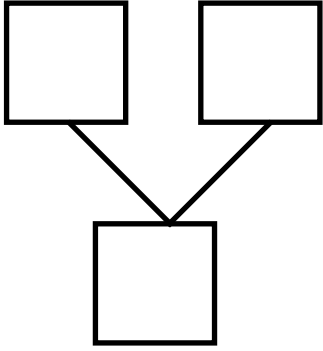
الوحدة الرابعة

الجمع والطرح بالأعداد ١، ٢، ٣
بناتج لا يزيد عن العدد ١٢



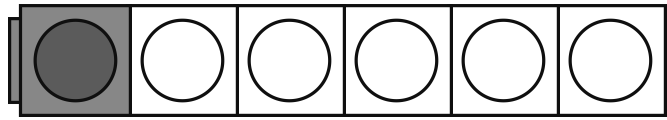
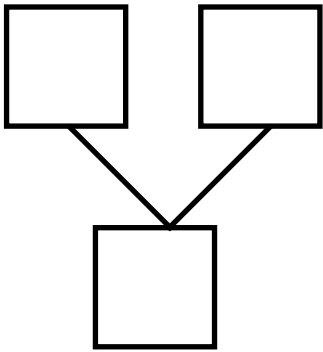
الجمع بالعدد ١

أوجد الناتج



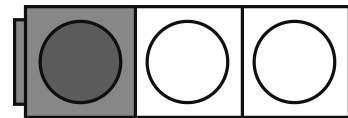
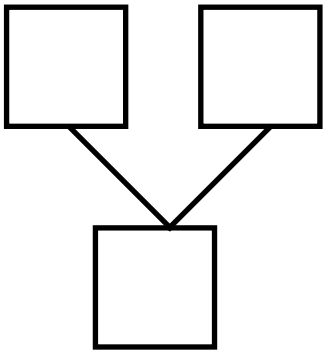
١

$$\underline{\quad} = \underline{\quad} + \underline{\quad}$$



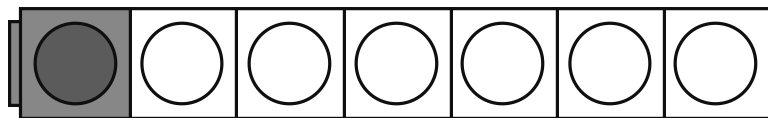
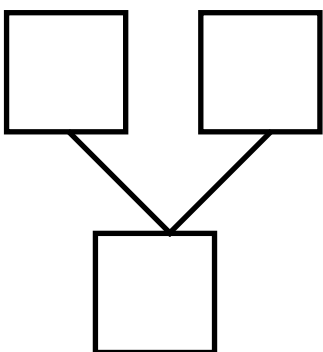
٢

$$\underline{\quad} = \underline{\quad} + \underline{\quad}$$



٣

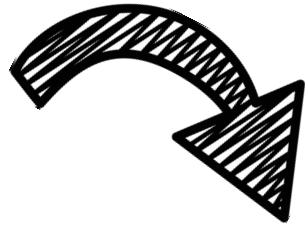
$$\underline{\quad} = \underline{\quad} + \underline{\quad}$$



٤

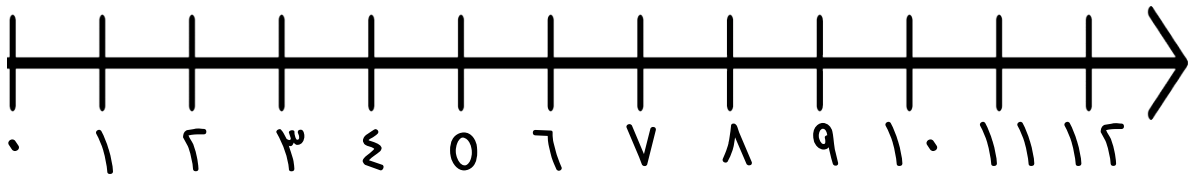
$$\underline{\quad} = \underline{\quad} + \underline{\quad}$$

الجمعة بالعدد ١

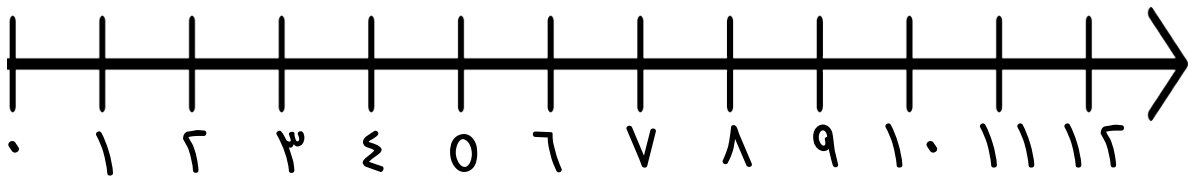


استخدم خط الأعداد لتجمع

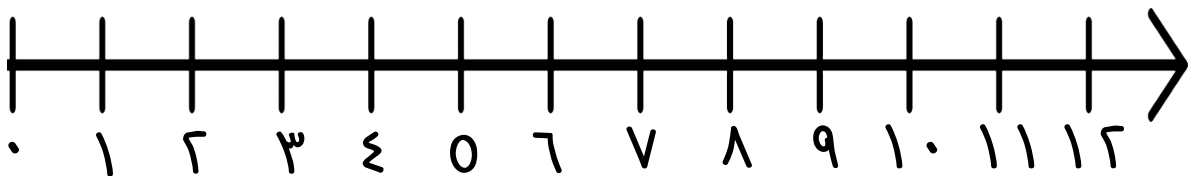
$$\underline{\quad} = 1 + 2$$



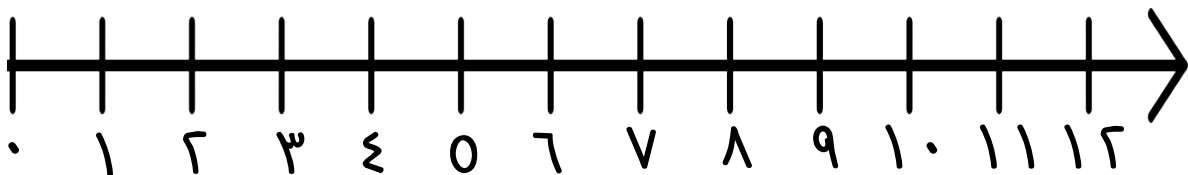
$$\underline{\quad} = 1 + 7$$



$$\underline{\quad} = 1 + 9$$

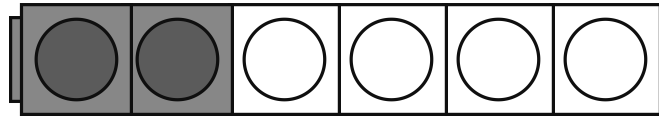
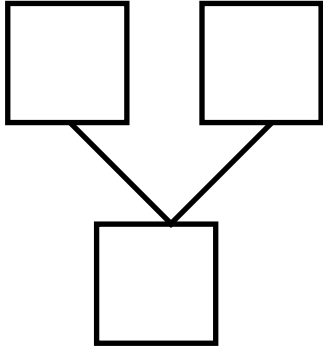


$$\underline{\quad} = 1 + 4$$



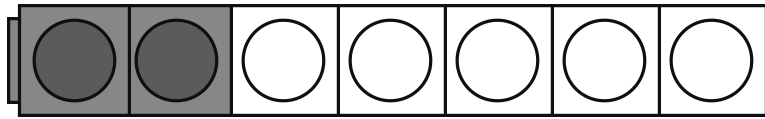
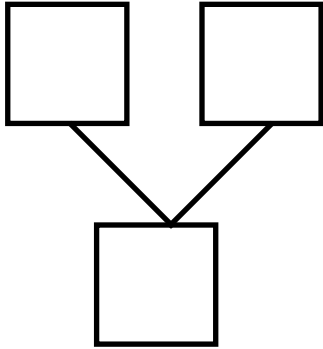
الجمع بالعدد ٢

أوجد الناتج



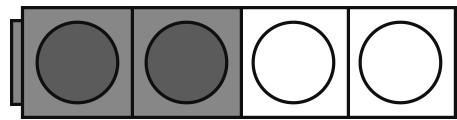
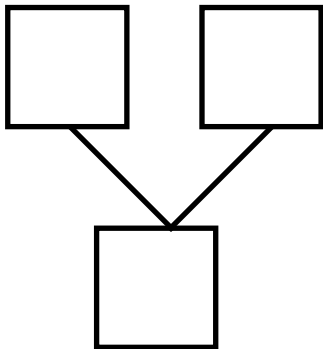
١

$$\underline{\quad} = \underline{\quad} + \underline{\quad}$$



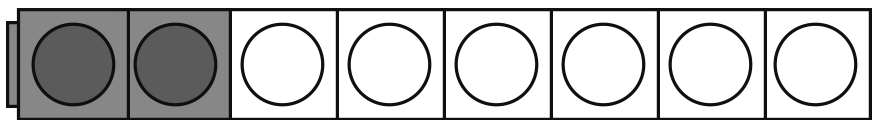
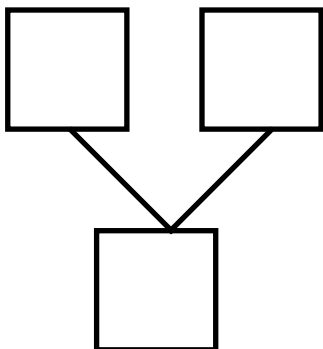
٢

$$\underline{\quad} = \underline{\quad} + \underline{\quad}$$



٣

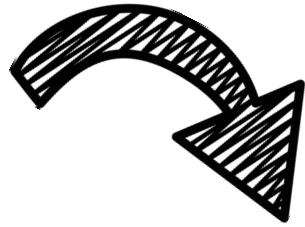
$$\underline{\quad} = \underline{\quad} + \underline{\quad}$$



٤

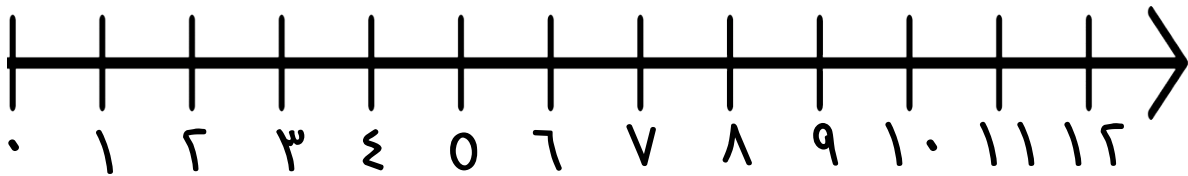
$$\underline{\quad} = \underline{\quad} + \underline{\quad}$$

الجمعة بالعدد ٢

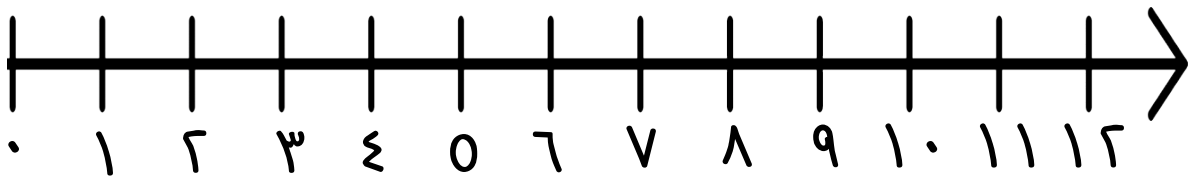


استخدم خط الأعداد لتجمع

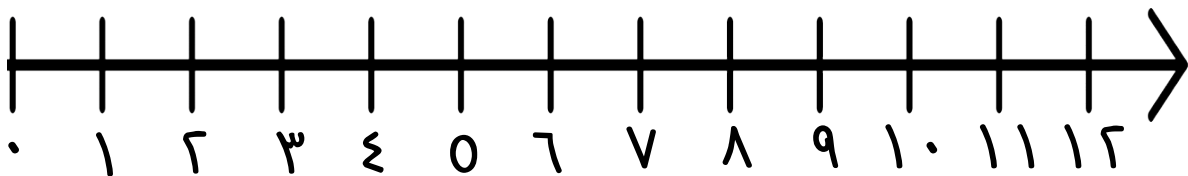
$$\underline{\quad} = 2 + 8$$



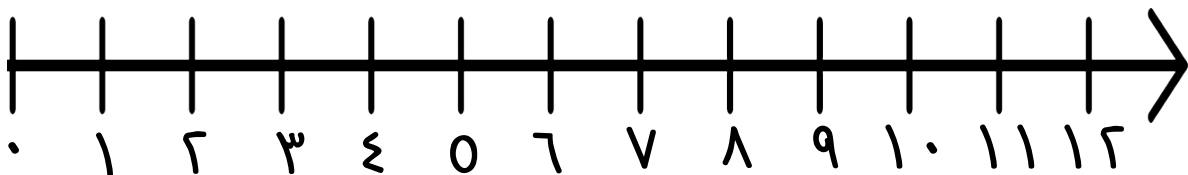
$$\underline{\quad} = 2 + 7$$



$$\underline{\quad} = 2 + 9$$

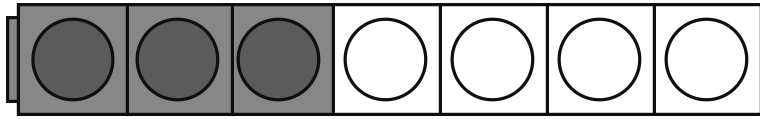
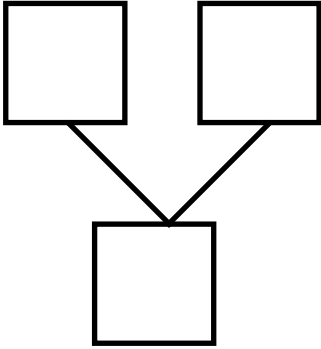


$$\underline{\quad} = 2 + 1$$



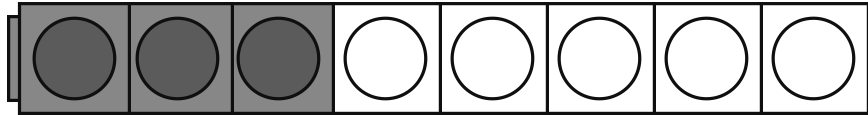
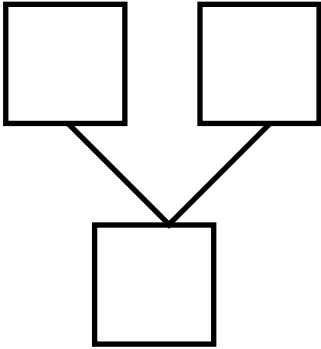
الجمع بالعدد ٣

أوجد الناتج



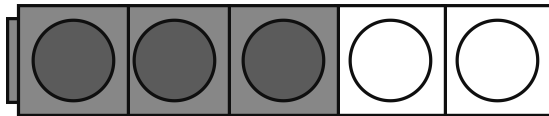
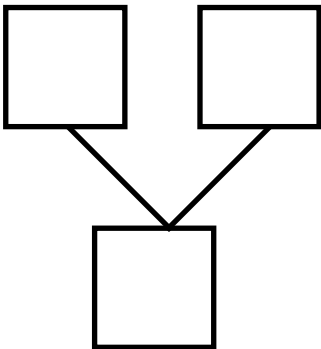
١

$$\underline{\quad} = \underline{\quad} + \underline{\quad}$$



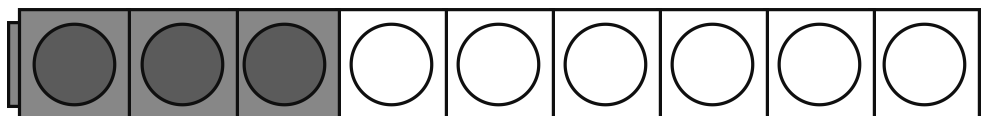
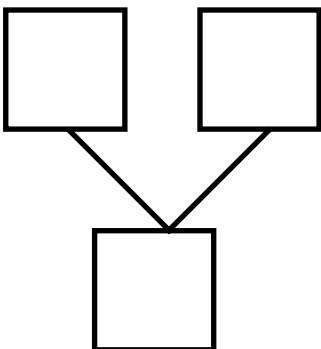
٢

$$\underline{\quad} = \underline{\quad} + \underline{\quad}$$



٣

$$\underline{\quad} = \underline{\quad} + \underline{\quad}$$





٤


$$\underline{\quad} = \underline{\quad} + \underline{\quad}$$

الجمعة بالعدد ٣


اكتب عبارة الجمعة ثم أوجد الناتج




$$\square = \text{---} + \text{---}$$




$$\square = \text{---} + \text{---}$$




$$\square = \text{---} + \text{---}$$



$$\square = \text{---} + \text{---}$$




$$\square = \text{---} + \text{---}$$




$$\square = \text{---} + \text{---}$$



إعداد المعلمة : نورا الرشيد




$$\square = \text{---} + \text{---}$$




$$\square = \text{---} + \text{---}$$

طرح العدد ١

اشطب ثم اكتب الباقي




$$\underline{\quad} = 1 - 2$$



$$\underline{\quad} = 1 - 3$$




$$\underline{\quad} = 1 - 4$$



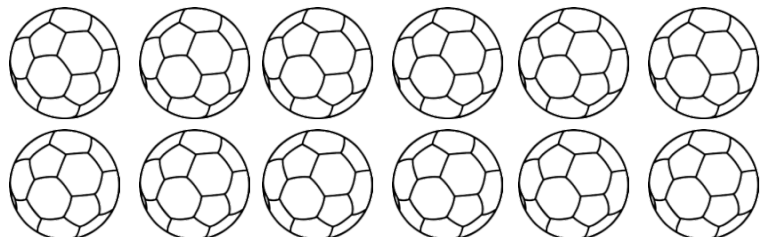
$$\underline{\quad} = 1 - 6$$



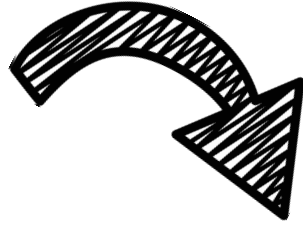
$$\underline{\quad} = 1 - 0$$



$$\underline{\quad} = 1 - 12$$

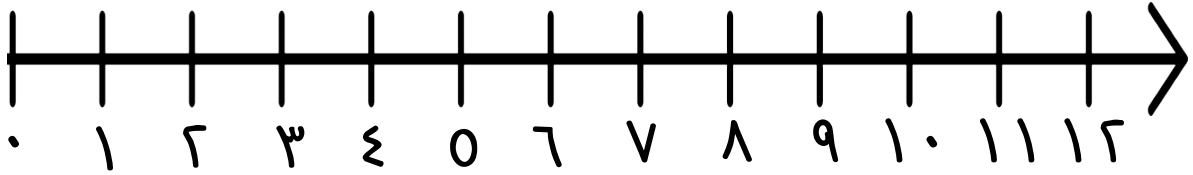


طرح العدد ١

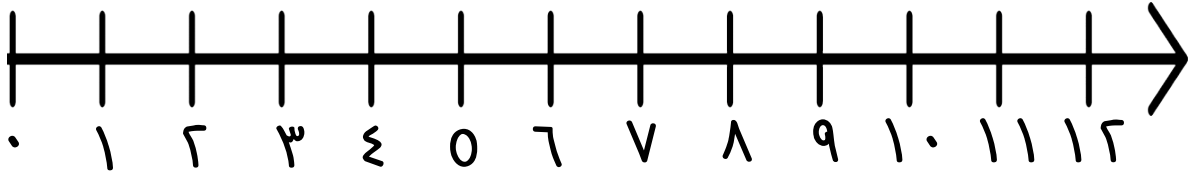


استخدم خط الأعداد لطرح

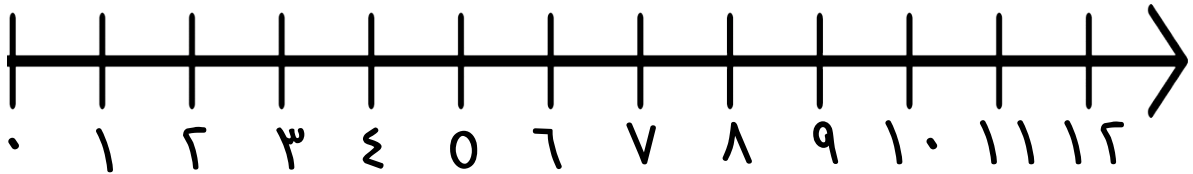
$$\underline{\quad} = 1 - 2$$



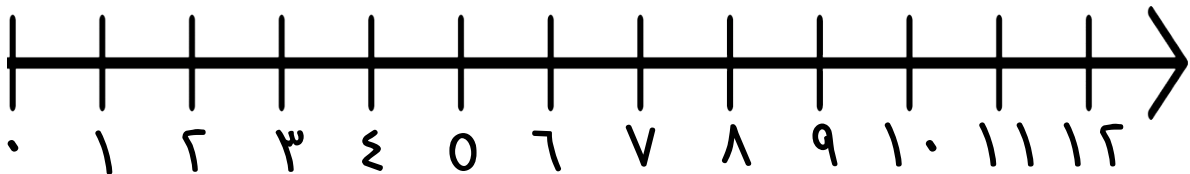
$$\underline{\quad} = 1 - 7$$



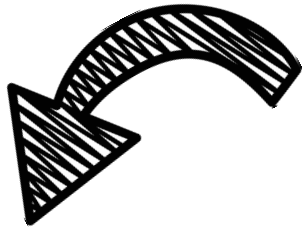
$$\underline{\quad} = 1 - 9$$



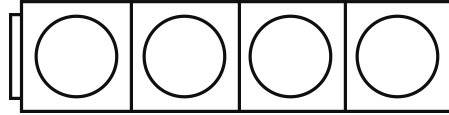

$$\underline{\quad} = 1 - 2$$



أصل

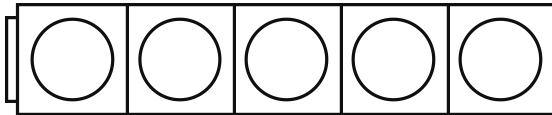
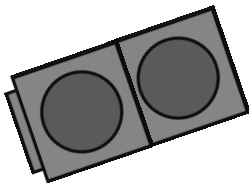


طرح العدد ٢



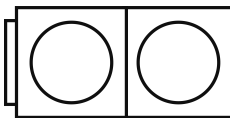

①

$$\underline{\quad} = \underline{\quad} - \underline{\quad}$$



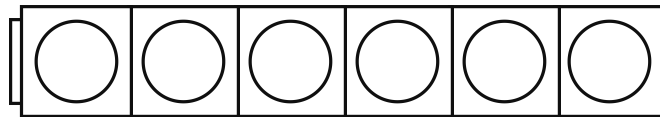
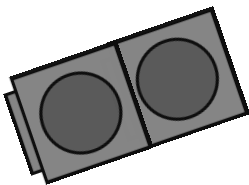
②

$$\underline{\quad} = \underline{\quad} - \underline{\quad}$$



③

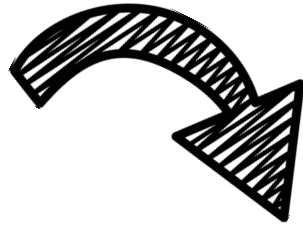
$$\underline{\quad} = \underline{\quad} - \underline{\quad}$$



④

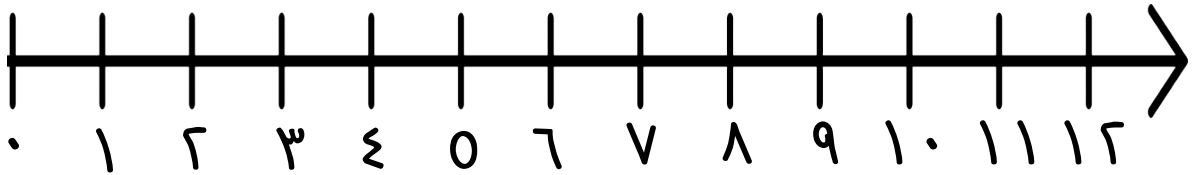
$$\underline{\quad} = \underline{\quad} - \underline{\quad}$$

طرح العدد ٢

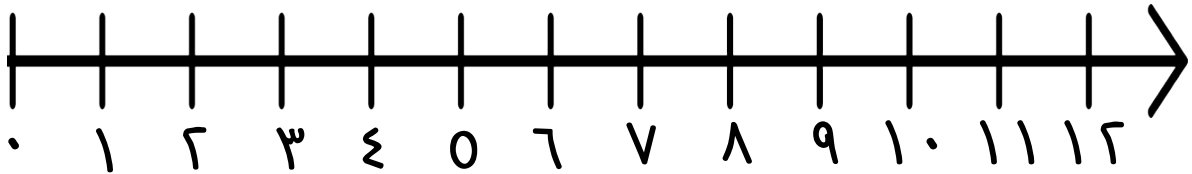


استخدم خط الأعداد لطرح

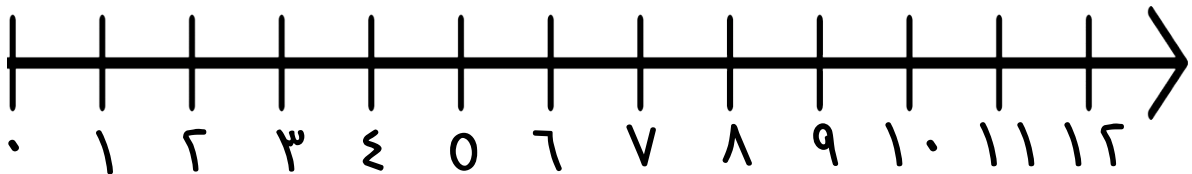
$$\underline{\quad} = 2 - 0$$



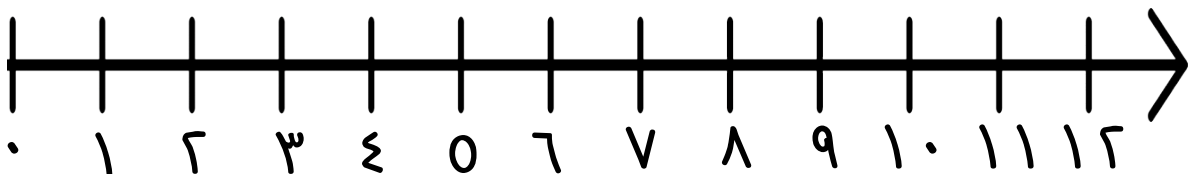
$$\underline{\quad} = 2 - 1$$



$$\underline{\quad} = 2 - 2$$




$$\underline{\quad} = 2 - 3$$

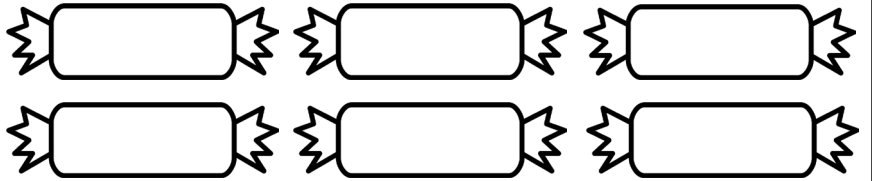


طرح العدد ٣

اشطب ثم اكتب الباقي




$$\underline{\quad} = 4 - 1$$



$$\underline{\quad} = 1 - 0$$



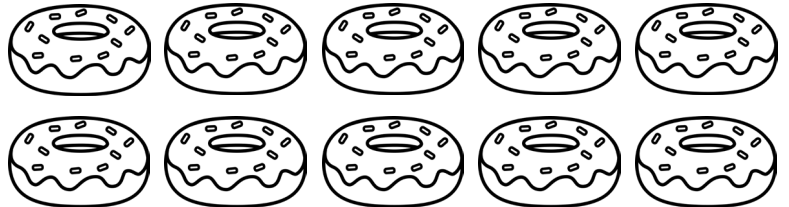
$$\underline{\quad} = 6 - 7$$




$$\underline{\quad} = 1 - 6$$



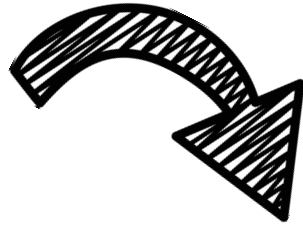
$$\underline{\quad} = 3 - 1$$



$$\underline{\quad} = 2 - 1$$

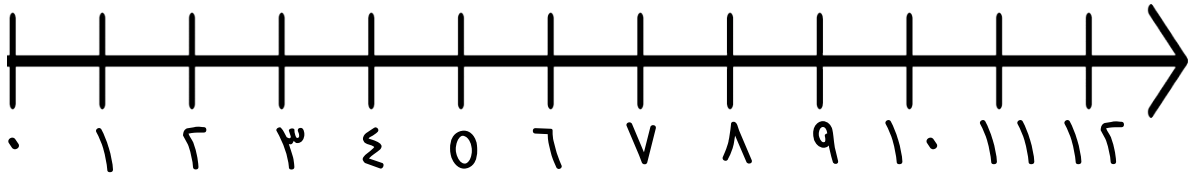


طرح العدد ٣

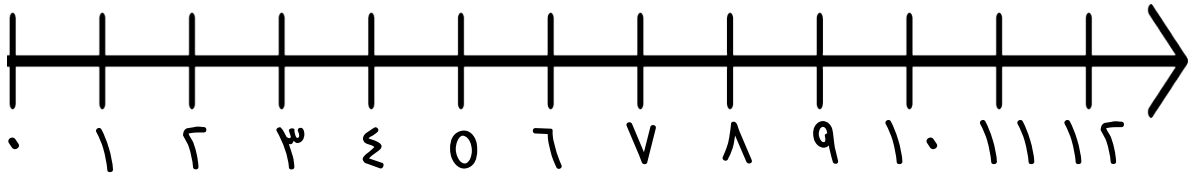


استخدم خط الأعداد لطرح

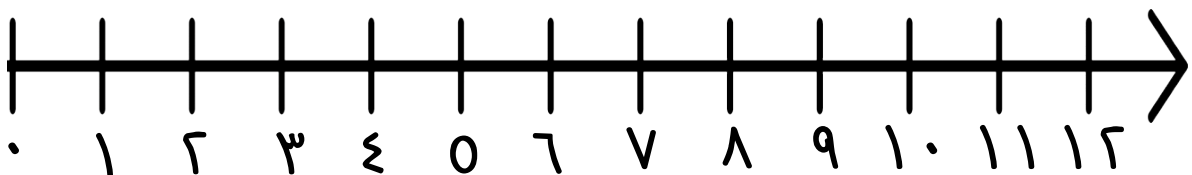
$$\underline{\quad} = 3 - 7$$



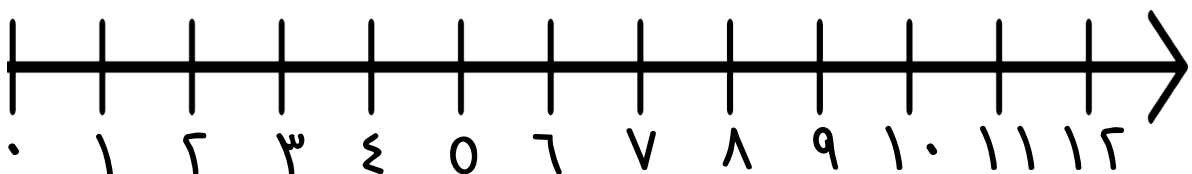
$$\underline{\quad} = 2 - 8$$



$$\underline{\quad} = 3 - 9$$



$$\underline{\quad} = 3 - 11$$





جمعة و طرح بالأعداد ١، ٢، ٣

كل عبارة الطرح بما يناسبها من عبارة
الجمعة ذات الصلة

$$9 = 2 + 7$$



$$6 = 2 - 1$$



$$10 = 2 + 8$$



$$7 = 2 - 9$$



$$8 = 2 + 6$$



$$3 = 1 - 2$$



$$2 = 1 + 3$$



$$2 = 3 - 7$$




$$7 = 3 + 2$$



$$8 = 2 - 10$$





القاعدة

أوجد الناتج.. استخدم القاعدة

مُخرجات

مُدخلات

مُدخلات


مُخرجات

مُدخلات

مُخرجات


مُدخلات

مُخرجات




الوحدة الخامسة

الجمعة والطحح بالعديه ٤، ٥ بناتج
لا يزيد عن العدد ١٢



الجمع بالعدد ٤



اكتب العبارة ثم أوجد الناتج

$$\begin{array}{r} \square \\ \square \\ \hline \square \end{array} + \begin{array}{|c|} \hline \cdot \cdot \\ \cdot \cdot \\ \hline \cdot \cdot \\ \cdot \cdot \\ \hline \end{array}$$


$$\begin{array}{r} \square \\ \square \\ \hline \square \end{array} + \begin{array}{|c|} \hline \cdot \\ \cdot \\ \hline \cdot \cdot \\ \cdot \cdot \\ \hline \end{array}$$

$$\begin{array}{r} \square \\ \square \\ \hline \square \end{array} + \begin{array}{|c|} \hline \cdot \cdot \\ \cdot \\ \hline \cdot \cdot \\ \cdot \cdot \\ \hline \end{array}$$

$$\begin{array}{r} \square \\ \square \\ \hline \square \end{array} + \begin{array}{|c|} \hline \cdot \cdot \cdot \\ \cdot \cdot \cdot \\ \hline \cdot \cdot \\ \cdot \cdot \\ \hline \end{array}$$

طرح العدد ٤

أكمل كما في المثال



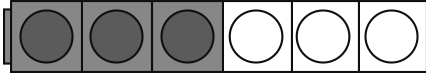
$$\underline{\quad} = \underline{\quad} + \underline{\quad}$$

$$\underline{\quad} = \underline{\quad} - \underline{\quad}$$



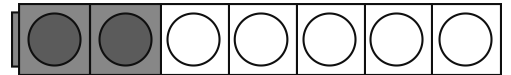
$$\underline{7} = \underline{4} + \underline{3}$$

$$\underline{3} = \underline{4} - \underline{7}$$



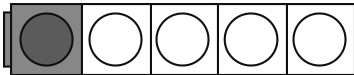
$$\underline{\quad} = \underline{\quad} + \underline{\quad}$$

$$\underline{\quad} = \underline{\quad} - \underline{\quad}$$



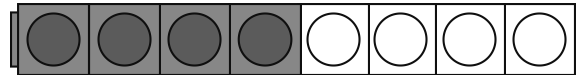
$$\underline{\quad} = \underline{\quad} + \underline{\quad}$$

$$\underline{\quad} = \underline{\quad} - \underline{\quad}$$



$$\underline{\quad} = \underline{\quad} + \underline{\quad}$$

$$\underline{\quad} = \underline{\quad} - \underline{\quad}$$



$$\underline{\quad} = \underline{\quad} + \underline{\quad}$$

$$\underline{\quad} = \underline{\quad} - \underline{\quad}$$



$$\underline{\quad} = \underline{\quad} + \underline{\quad}$$

$$\underline{\quad} = \underline{\quad} - \underline{\quad}$$



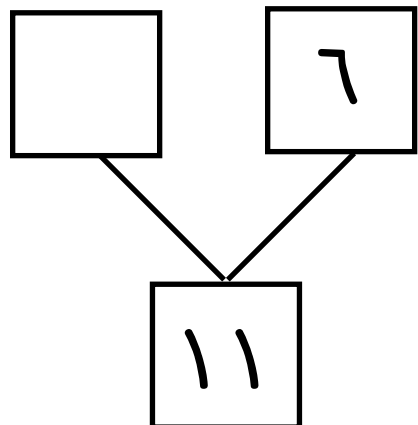
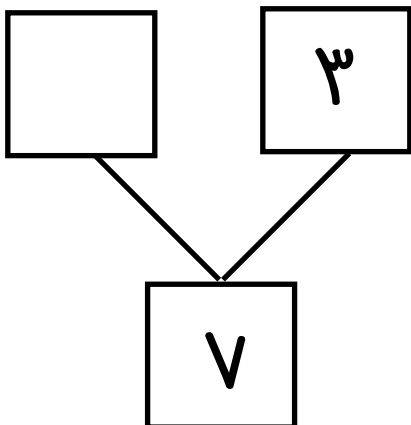
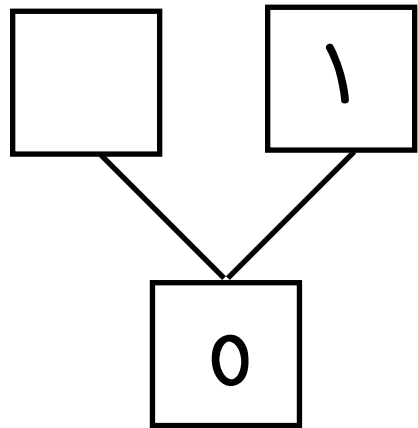
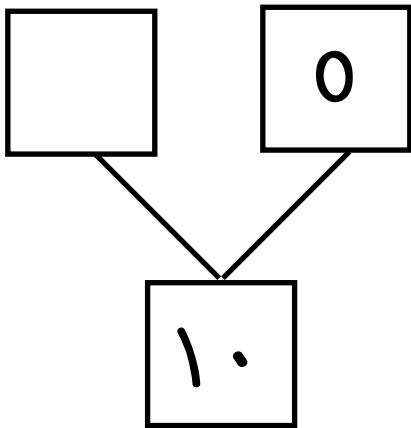
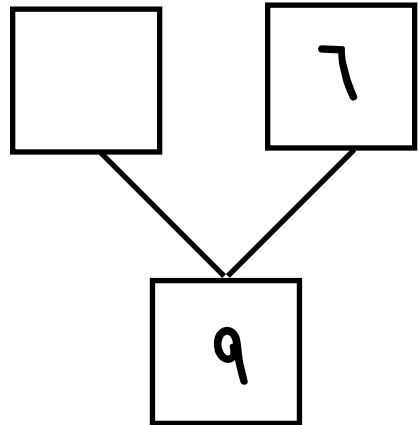
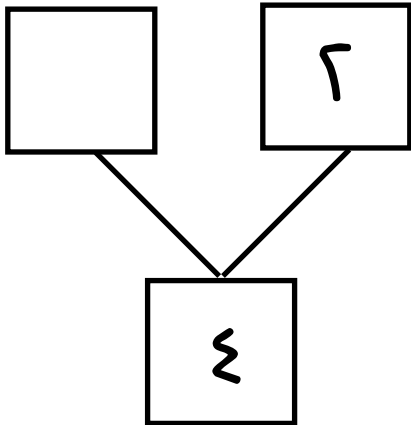
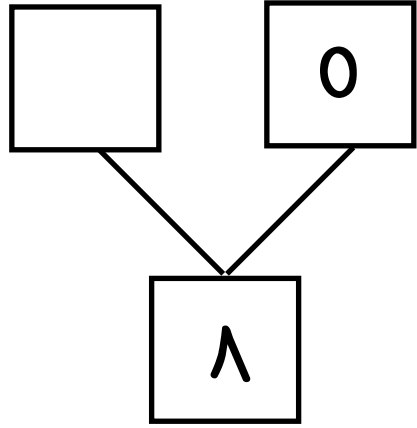
$$\underline{\quad} = \underline{\quad} + \underline{\quad}$$

$$\underline{\quad} = \underline{\quad} - \underline{\quad}$$




الجمع بالعدد 0

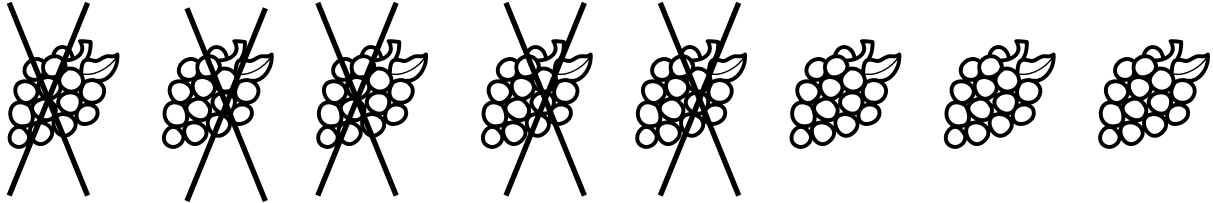
أكمل..



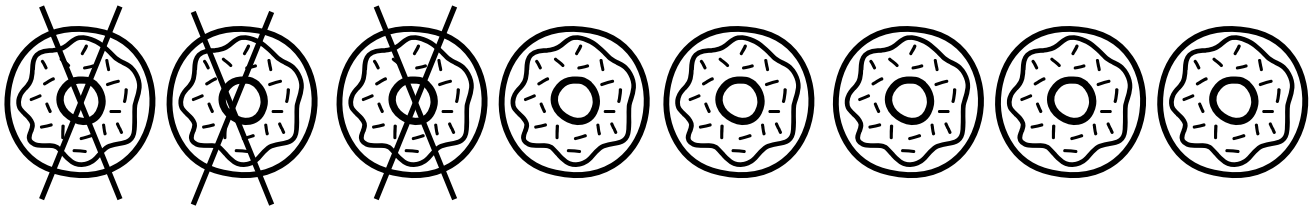
طرح العدد 0



اكتب عبارة الطرح التي تعبر عن الأمثلة التالية




$$\underline{\quad\quad\quad} = \underline{\quad\quad\quad} - \underline{\quad\quad\quad}$$




$$\underline{\quad\quad\quad} = \underline{\quad\quad\quad} - \underline{\quad\quad\quad}$$



$$\underline{\quad\quad\quad} = \underline{\quad\quad\quad} - \underline{\quad\quad\quad}$$




$$\underline{\quad\quad\quad} = \underline{\quad\quad\quad} - \underline{\quad\quad\quad}$$



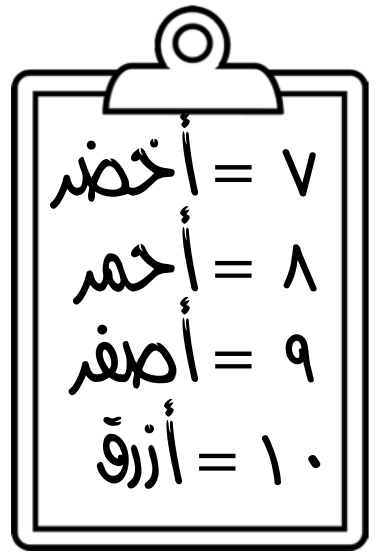
الوحدة السادسة

الجمع والطرح بالأعداد
٠، ٦، ٧، ٨، ٩، ١٠. نتائج لا يزيد عن العدد
١٢



الجمع بالعدد ٦

لون حسب الناتج..



$٤ + ٣$

$٦ + ٢$

$٠ + ٠$

$٤ + ٤$

$٣ + ٠$

$١ + ٨$

$٦ + ٣$

$٦ + ١$

$١ + ٨$

$٣ + ٧$

$٠ + ٢$

$٠ + ٤$

$٦ + ١$


$٢ + ٨$

$١ + ٧$

$٦ + ٤$

$٦ + ١$

$٢ + ٧$



طرح العدد ٦

أوجد الناتج.. استخدم القاعدة

مُخرجات

مُدخلات

مُدخلات

مُخرجات

مُدخلات

مُخرجات

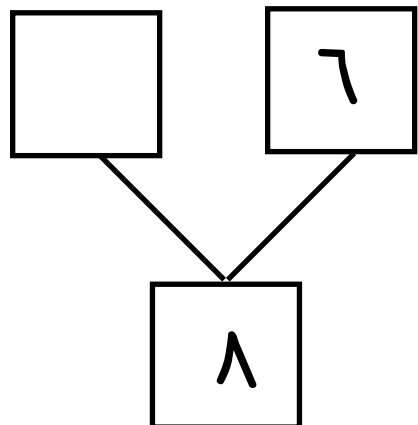
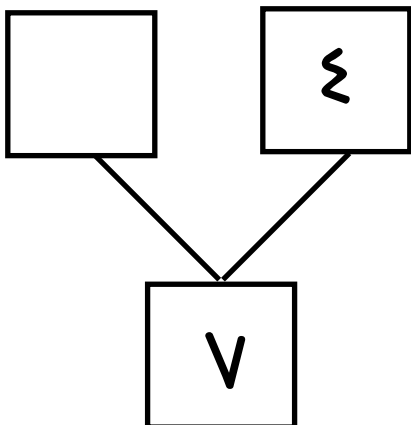
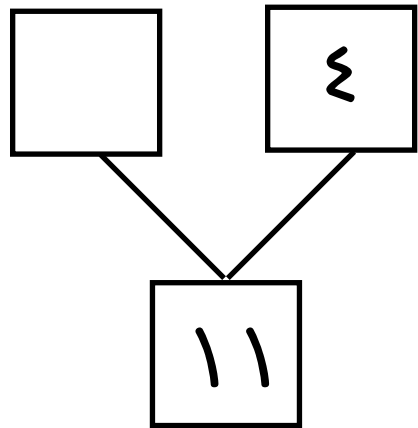
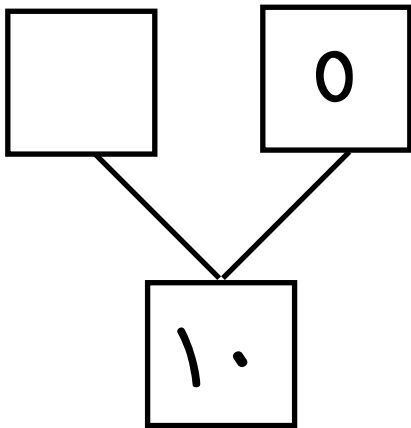
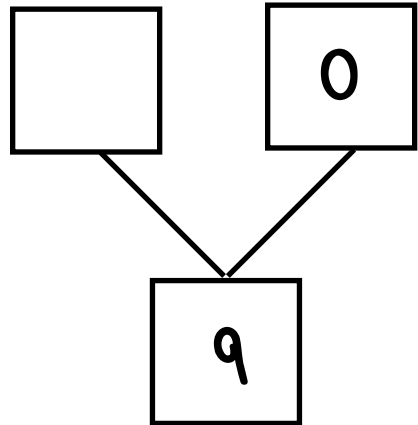
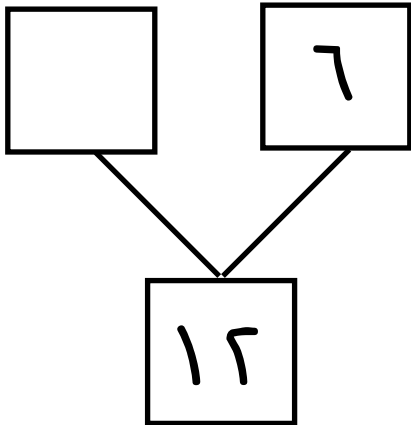
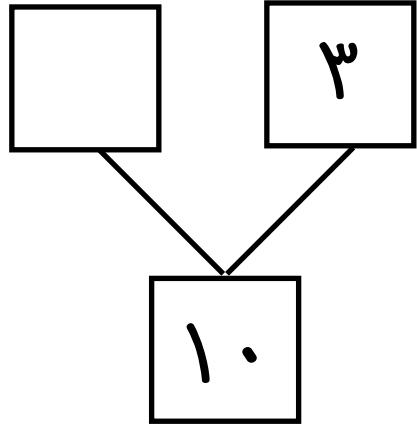
مُدخلات

مُخرجات



الجمع بالعدد ٧

أكمل..





طرح العدد ٧

لون تعبير الطرح الصحيحة للنتيجة..

٣

٦

٥

٤

٧ - ٤

١٢ - ٤

١ - ٥

١١ - ٧

٩ - ٣

٩ - ٧

١٢ - ٤

٦ - ٢

٦ - ٣

٥ - ١

١ - ٥


٨ - ٣

١٢ - ٥

٤ - ٢

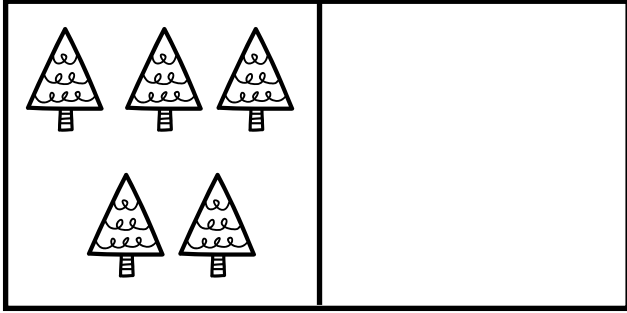
١٢ - ٧

٧ - ٣




الجمعة بالعدد ١


استخدم رسم العناصر لتمثيل عبارة الجمعة



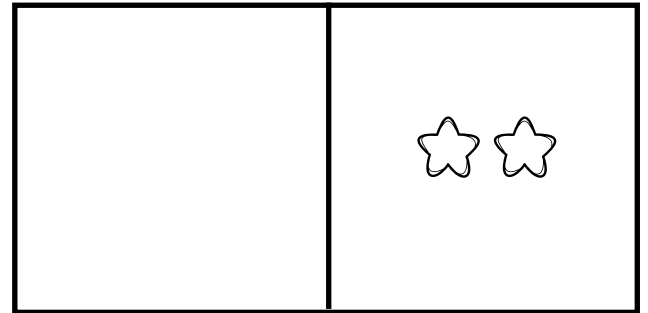
$$١٠ = ٥ + ٥$$




$$١١ = ٨ + ٣$$




$$٩ = ٤ + ٥$$



$$١٠ = ٨ + ٢$$




$$١١ = ٤ + ٧$$



$$١٢ = ٦ + ٦$$

طرح العدد ١

أكمل كما في المثال



$$\underline{\quad\quad} = \underline{\quad\quad} + \underline{\quad\quad}$$

$$\underline{\quad\quad} = \underline{\quad\quad} - \underline{\quad\quad}$$



$$\underline{7} = \underline{4} + \underline{3}$$

$$\underline{3} = \underline{4} - \underline{7}$$



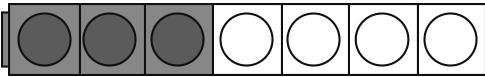
$$\underline{\quad\quad} = \underline{\quad\quad} + \underline{\quad\quad}$$

$$\underline{\quad\quad} = \underline{\quad\quad} - \underline{\quad\quad}$$



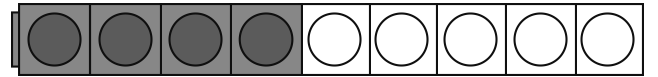
$$\underline{\quad\quad} = \underline{\quad\quad} + \underline{\quad\quad}$$

$$\underline{\quad\quad} = \underline{\quad\quad} - \underline{\quad\quad}$$




$$\underline{\quad\quad} = \underline{\quad\quad} + \underline{\quad\quad}$$

$$\underline{\quad\quad} = \underline{\quad\quad} - \underline{\quad\quad}$$



$$\underline{\quad\quad} = \underline{\quad\quad} + \underline{\quad\quad}$$

$$\underline{\quad\quad} = \underline{\quad\quad} - \underline{\quad\quad}$$



$$\underline{\quad\quad} = \underline{\quad\quad} + \underline{\quad\quad}$$

$$\underline{\quad\quad} = \underline{\quad\quad} - \underline{\quad\quad}$$




$$\underline{\quad\quad} = \underline{\quad\quad} + \underline{\quad\quad}$$

$$\underline{\quad\quad} = \underline{\quad\quad} - \underline{\quad\quad}$$

الجمع بالعدد ٩


أوجد الناتج




$\begin{array}{r} ٨ \\ + ١ \\ \hline \end{array}$	$\begin{array}{r} ٦ \\ + ٣ \\ \hline \end{array}$	$\begin{array}{r} ٥ \\ + ٧ \\ \hline \end{array}$	$\begin{array}{r} ٦ \\ + ٩ \\ \hline \end{array}$
$\begin{array}{r} ٥ \\ + ٦ \\ \hline \end{array}$	$\begin{array}{r} ٦ \\ + ٤ \\ \hline \end{array}$	$\begin{array}{r} ٣ \\ + ٨ \\ \hline \end{array}$	$\begin{array}{r} ٤ \\ + ٤ \\ \hline \end{array}$
$\begin{array}{r} ٨ \\ + ٦ \\ \hline \end{array}$	$\begin{array}{r} ١ \\ + ٩ \\ \hline \end{array}$	$\begin{array}{r} ٧ \\ + ٤ \\ \hline \end{array}$	$\begin{array}{r} ٣ \\ + ٣ \\ \hline \end{array}$
$\begin{array}{r} ٥ \\ + ٤ \\ \hline \end{array}$	$\begin{array}{r} ٩ \\ + ٣ \\ \hline \end{array}$	$\begin{array}{r} ٦ \\ + ٦ \\ \hline \end{array}$	$\begin{array}{r} ٦ \\ + ٧ \\ \hline \end{array}$
$\begin{array}{r} ٦ \\ + ٦ \\ \hline \end{array}$	$\begin{array}{r} ٦ \\ + ٩ \\ \hline \end{array}$	$\begin{array}{r} ٨ \\ + ٤ \\ \hline \end{array}$	$\begin{array}{r} ١ \\ + ١ \\ \hline \end{array}$

طرح العدد ٩

أوجد الناتج



$\begin{array}{r} ٨ \\ - ٦ \\ \hline \end{array}$	$\begin{array}{r} ١١ \\ - ٩ \\ \hline \end{array}$	$\begin{array}{r} ٥ \\ - ٣ \\ \hline \end{array}$	$\begin{array}{r} ٩ \\ - ١ \\ \hline \end{array}$
$\begin{array}{r} ١٠ \\ - ٧ \\ \hline \end{array}$	$\begin{array}{r} ٦ \\ - ٣ \\ \hline \end{array}$	$\begin{array}{r} ١٢ \\ - ٨ \\ \hline \end{array}$	$\begin{array}{r} ٧ \\ - ٤ \\ \hline \end{array}$
$\begin{array}{r} ٨ \\ - ٢ \\ \hline \end{array}$	$\begin{array}{r} ١٢ \\ - ٩ \\ \hline \end{array}$	$\begin{array}{r} ٨ \\ - ٤ \\ \hline \end{array}$	$\begin{array}{r} ٩ \\ - ٣ \\ \hline \end{array}$
$\begin{array}{r} ٥ \\ - ٤ \\ \hline \end{array}$	$\begin{array}{r} ٩ \\ - ٤ \\ \hline \end{array}$	$\begin{array}{r} ٧ \\ - ٢ \\ \hline \end{array}$	$\begin{array}{r} ٩ \\ - ٧ \\ \hline \end{array}$
$\begin{array}{r} ١٠ \\ - ٥ \\ \hline \end{array}$	$\begin{array}{r} ٣ \\ - ٢ \\ \hline \end{array}$	$\begin{array}{r} ٨ \\ - ٥ \\ \hline \end{array}$	$\begin{array}{r} ٤ \\ - ٢ \\ \hline \end{array}$



الجمع والطرح بالعدد صفر

أوجد الناتج

$$\square = \cdot - ٤$$

$$\square = \cdot - 0$$

$$\square = \cdot - ١٠$$

$$\square = \cdot - ٧$$

$$\square = \cdot - ٦$$

$$\square = \cdot - ٩$$

$$\square = \cdot - ٦$$

$$\square = \cdot + ٨$$

$$\square = \cdot + ٤$$

$$\square = \cdot + ٩$$

$$\square = \cdot + ١٢$$

$$\square = \cdot + ٦$$

$$\square = \cdot + ١١$$

$$\square = \cdot + ١$$