

إن الله يحب إذا عمل أحدكم عملاً أن يتقنه

English

For starters

6

- قائمة المفردات و التراكيب المطلوبة

- أجوبة تمارين كتاب النشاط

- تمارين اثرائية و أنشطة ممتعة

الصف السادس الأساسي

الوحدات من 1 الى 5

إعداد المعلمة :

غيداء الفارس

العام الدراسي 2018 – 2019

Unit 1

مفردات الوحدة الاولى

address	عنوان	hungry	جانع	photo	صورة شخصية
adventure	مغامرة	idea	فكرة	pictures	صور
after	بعد	job	وظيفة/ عمل	places	اماكن
afternoon	بعد الظهر	join	يلتحق ب	primary	ابتدائي
also	أيضا	Keep in touch	ابقى على تواصل	quick	سريع
because	لأن	know	يعرف	ride a bike	يركب دراجة
bedroom	غرفة النوم	later	فيما بعد	room	غرفة
Best wishes	أطيب التمنيات	leave	يترك/ ينتقل	run	يركض
buy	يشترى	letter	رسالة	sandwich	سندويش
children	أطفال	live	يسكن	scientist	عالم
Class	صف	living room	غرفة الجلوس	send	يرسل
colour	لون	make friends	يكون اصدقاء	speak	يتكلم
email	بريد الكتروني	morning	صباح	start	يبدأ
evening	مساء	move	يتحرك	story	قصة
excited	منفعل	music	موسيقا	sure	متأكد
family	عائلة	near	قريب	tell/ told	يخبر/ أخبر
famous	مشهور	new	جديد	wall	حائط
first	أولا	next	بجانب	Walk	يمشي
flat	شقة	nice	لطيف	wants	يريد
hear	يسمع	number	عدد	week	اسبوع
home	بيت	people	ناس	weekend	نهاية الأسبوع
house	منزل	phone	تلفون	write soon	اكتب حالا

التراكيب المطلوبة

Future with going to

Read the text on page 5 and answer.

1- Where is Salah going to move to ?

2- Why is Salah going to move?

3- When is his father going to start his new job?

4- Who is going to leave the school?

5-When did Salah tell Hussam?

6-What does Hussam want to send Salah?

Read and tick (√) or (×) .

1- Salah is going to move to Homs . ()

2- Salah's father is a scientist. ()

3- His father is going to start his new job this week. ()

4- Hussam is going to leave the school. ()

5- Hussam wants to send Salah an email. ()

Activity Book, Exercise 1

الاجوبة.....

Answers.

2- flat 3 -address 4- move 5- number

6 -email 7 -family 8 -phone

Activity Book, Exercise 2

Answers.

2- f 3- b 4- d 5- e 6- a

تمرين استماع Exe 2

يستمع التلميذ الى اربع مقاطع صوتية و عليه ان يقرر الصورة المناسبة لكل مقطع .

1-Hussam: What's your family name?

Salah: It's Mansour.

Hussam: How do you spell Mansour?

Salah: M-A-N-S-O-U-R.




2-Hussam: What's your new address?

Salah: It's Flat 12, Homs Street, Aleppo.



3-Hussam: What's your new phone number?

Salah: My new number is 285793.



4-Hussam: What's the name of your new school?

Salah: It's Aleppo Boys School.

Hussam: Thanks very much

اطلبي من الطفل ان يتكلم حول ما يشاهد في الصور
يستمع الطفل الى التسجيل ... او قفي التسجيل بعد كل مقطع و اعطيه الفرصة اللازمة كي يختار الصورة المناسبة

d

b

c

a

الاجوبة هي

Name : -----

Class : -----

لنجوم اللغة الانجليزية يمكنك طفلي ان تكتب حول ماتشاهد في الصور



Listen and answer about yourself .

- What is your family name ?

- What is your address ?

- What is your phone number ?

- What is the name of your school ?

Name : -----

Class : -----

لتلاميذنا المجتهدين شاهد الصور و اكمل بالكلمات المناسبة



Read and match :

- What`s your family name ?

-What`s your address ?

- What`s your phone number ?

-What`s the name of your school ?

- It`s 285793

- It`s Mansour .

- It`s Aleppo boy`s school

- It`s flat 12, Homs street , Aleppo

Name : -----

Class : -----

Read and fill in .

لتلاميذنا المجتهدين شاهد الصور و اكمل بالكلمات المناسبة

Address - name - family - street - number

- My _____ name is Mansour .

- My phone _____ is 285793 .

- My _____ is flat 12 , Homs _____ , Aleppo

- The _____ of my school is Aleppo boy`s



Exe 3

بعد تدريبات الاستماع السابقة الطالب قادر على أن يتحدث بطلاقة
نعمل حوار مع الطالب ثم نترك للطلاب المجال ليتحاوروا مع بعضهم البعض

الصفحة 6

activity book

Unit 1 exe 3 – 4

3- Read and write

بعد جميع الانشطة الاستماع و التحدث السابقة .. الطالب قادر الان على ان يكتب اسئلة للجمل في التمرين
الاجوبة.....

Answers

2- What's your family name?

3- How do you spell Mansour?

4- What's the name of your school? / What's your school called?

5 - What's your phone number?

6- What's your address?

4- Look and write .

Study

استخدام going to

نستخدم going to + verb1 للحديث عن خطط مستقبلية مؤكدة و قرية الحدوث

This evening , I'm going to visit my uncle.

I'm going o write an email to my friend in Aleppo.

I'm going to go to bed early.

Look and write what they are going to do on Monday afternoon .

1- I'm going to -----



2- My mother is -----

3- He's -----



Answers

2 Salah is going to fly a kite on Tuesday afternoon.

3 Salah is going to watch TV on Wednesday evening.

4 Salah is going to play football on Thursday afternoon.

Read the text and complete .

- I'm going to put ----- pictures on the wall.
 a-famous places b- friends c- football
- 2-I'm going to visit some famous places with his -----
 a- Mum and dad b- sister c-teacher
- 3-I'm going to join my new school -----
 a- On Saturday. b- On Tuesday. c- On Sunday.
- 4- I'm going to -----
 a- walk to school. b- go to school by car. c- go to school by bus.
- 5-I'm going to ----- with the boys in my class.
 a- make models. b- make cake c- make friends .

Exe. 4

Answers

- 1 Yes, he is. 2 He is going to put the football pictures on the wall of his bedroom.
 3 He is going to visit some famous places with his mum and dad.
 4 On Sunday, he is going to join his new school. 5 He is going to walk..

Exe. 5

تمرين تحدث و يليه تمرين كتابة في كتاب النشاط نكتب السؤالين و نساعد الطفل في الاجابة عليهم و نعطيهم مجال للتدريب و السؤال و الجواب ممكن كتابة قائمة من الانشطة ليستخدمهم في اجابته..... ضروري نستخدم صور متنوعة ليميز الطالب بين السؤال عن النشاط و السؤال عن المكان

-What are you going to do at the weekend? I'm going to -----



wash car



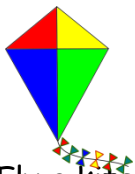
listen to music



play basketball



play music



Fly a kite



water the flowers



ride a bike



play tennis



write an email

-Where are you going to go after school today ?


I'm going to go-----



museum



market / shopping



bookshop



visit grandparents



park

Exe 5.

براي الصورة في الكتاب غير واضحة ممكن نعطي تمرين للطلاب بصور أوضح

Look and write using *is going to*.



1-Munzer is going to listen to music.



2-Tala is -----



3-Ali -----

4- Shaza -----



5- Samer -----

Answers

2- is going to eat

3 -is going to listen

4- is going to phone him/his friend

5 -is going to take

Exe 6**Answers****Pupil A**

2 -email

3- address

4 -Aleppo

5- Maysa

6- October

Pupil B

1 -Lubna

2- phone

3- touch

4 -Tartous

5 -Muhanad

6- November

الاجوبة

Unit 2


مفردات الوحدة الثانية

along	على طول	fold	يطوي	quickly	بسرعة
Be careful	كن حذرا	food	طعام	road	طريق
bin	سلة المهملات	glue	يصمغ	rubbish	قمامة
both sides	كلا الطرفين	great	كبير	sides	جانبيين / طرفين
bottom	اسفل	half	نصف	should	يجب
capital letters	أحرف كبيرة	help	يساعد	slowly	ببطء
cities	مدن	hold	يمسك	small	صغير
cross	عبر	litter	نفايات	stars	نجوم
cut	يقص	line	خط	talk	يتكلم
dangerous	خطير	long	طويل	tidy up	يثبت
days	أيام	look	ينظر	towns	مدن صغيرة
difficult	صعب	model	نموذج / مثال / قالب / شكل	tree	شجرة
draw	يرسم	month	شهر	triangles	مثلثات
drop	يقع	moon	قمر	untidy	غير مرتب
every day	كل يوم	mountains	جبال	wash	يغسل
everything	كل شيء	need	يحتاج	week	اسبوع
finally	أخيرا	paper	ورق	white	ابيض
finish	ينتهي	plane	طائرة	wings	أجنحة


التراكيب المطلوبة

First, cut along that line.
Be careful. Cut the paper slowly.
Should I..... ?
We should.....


يتعلم الطالب في هذه الوحدة كيف يعطي تعليمات لاعداد موديل او شيء ما واستخدام كلمة should لاعطاء النصيحة هذه العبارات من الدرس.....



fold the paper



cut the paper



glue and tidy up the paper

Read the text on page 8 and answer.

1-What is the boy making?

2-Can Ruba help ?

3-Is it difficult to cut along the line?

4-How should she cut the paper , slowly or quickly?

5-What should they do first , glue the paper or fold the paper?

6-How does it look?

7-What should they do at the end?

fold - great - along - model - tidy - slowly - Should

Fill in.

1-The boy is making a -----.

2-First , cut ----- that line.

3-Cut the paper -----.

4----- I glue the paper?

5-No , let me ----- it first.

6- It looks -----

7- We should ----- up now.

تستخدم don't قبل الفعل للنهي عن عمل شيء ما
 Don't talk when your teacher is talking. لا تتحدث عندما يتحدث المعلم
 لمساعدة الطالب على فهم الجمل يجب مراجعة الكلمات و العبارات و سؤاله حول بعض الجمل في التمرين

Where should you put the rubbish?

Can you eat in the classroom ?

Is it good to talk when teacher is talking?

What should you do before you eat?

When can you cross the road?

او ممكن تمثيل المواقف التي في التمرين و نطلب من الطلاب اعطاء التعليمات او النصائح المناسبة
 المهم ان يفهم الطالب محتوى الجمل و المطلوب قبل ان يبدأ بحل التمرين

الاجوبة

2-wash

3- put

4- cut

5- Don't

6- Don't

Exe.2



bin

استخدام should/shouldn't في النصائح ...
 يجب الحديث عن الصور و تعريفها ثم اعطاء النصائح شفويا قبل الكتابة

Answers

2 You should put rubbish in the bin.

3 You shouldn't miss school.

4 You shouldn't talk in the library.

2 تمرين استماع

يستمع التلميذ الى اربع مقاطع صوتية و عليه ان يقرر الصورة المناسبة

First, clean the knife and dry it.
Next, take the apple and cut it into four.
Don't forget to cut carefully. After that, get some milk from the fridge and ...

I'm going to show you a new website.
First, find the icon with the radio on it.
Next, click on the icon twice. You will see the new picture of the monitor.
Finally, write your name and class in the box. to buy some paper

*Randa, we're going to make a new blouse.
First, draw a line from the top of the material to the bottom.
Next, fold the material along the line and then cut it.*

Now, we're going to find the museum.
First, look on the right of the map and listen carefully.
At the cinema, turn left and walk a little.
At the park, turn right. The museum is on the left.



اطلبي من الطفل ان يتكلم حول ما يشاهد في الصور
يستمع الطفل الى التسجيل ... اوقفي التسجيل بعد كل مقطع و اعطيه الفرصة اللازمة كي يختار الصورة المناسبة



الاجوبة هي

يتبع بعض التمارين شغلي المسجل مرارا و تكرارا و توقفي بعد كل مقطع لاعطاء فرصة للطالب للاجابة

listen and answer .



What is he going to get from the fridge ?

Where is the museum ? on the left or on the right ?

How many times will he click the icon ?

What will he write in the box ?

What are they going to do ?

Where will she draw a line ?

لتلاميذنا المجتهدين شاهد الصور و اكمل بالكلمات المناسبة

Listen ,read and fill in


right - blouse - bottom - turn - knife - icon

- clean the _____ and dry it .
- click on the _____ twice .
- We are going to make a new _____
- Draw a line from the top of the material to the _____ .
- At the park , turn _____ -
_____ right , the museum is on the left .



لتلاميذنا المجددينحاول ان تقرأ الكلمة ثم اختار لها الصورة المناسبة

Read and match



- museum .

chair

- trees .

park

monitor

- knife

material

- apple

Exe. 3

تمرين لتشجيع الطالب على الحديث و استخدام المهارات التي تعلمها

يقوم الطالب بوصف طريقة اعداد الاشياء في الصور مستخدما العبارات التالية

first next.....Don' t forget toFinally

يمكن عرض صور اخرى و تدريب الطلاب على وصف طريقة الاعداد و من ثم تترك لهم المجال للعمل في ثنائيات للحوار و ترتيب خطوات اعداد الاشياء في الصور

تمرين كتابة كلمات ناقصة من خلال الصور
يجب دائما تهيئة الطالب قبل الطلب منه ان يبدأ بالاجابة على التمرين
تعريف الصور و مافيها ضروري جدا قبل البدء

Answers

- 1- (b) pencil 2- (c) First 3-(d) Next / (e) house
4- (f) Cut / (g) Don't 5- (h) After / (i) put 6- (j) Finally / (k) glue


تمرين يحتاج توزيع اوراق لاعداد موديل طائرة ووصف الخطوات شفويا مع تكرار ثم نطلب من الطالب ان يرقم الخطوات بالترتيب ..
سيرتها بسهولة بعد اتقان الاستخدام هذه الكلمات

First....Next...After that ... Now Finally.

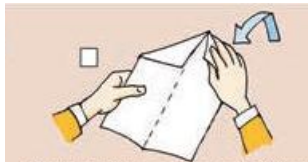
يجب التركيز عليها و لفظها بصوت واضح اثناء عملية اعداد الطائرة.
لمزيد من التدريب على القراءة ممكن نعمل تمرين توصيل ..لن يستطيع ان يميز بين الصور و اختيار الجمل المناسبة بسهولة الا بعد
قراءة مركزة

Read and match.

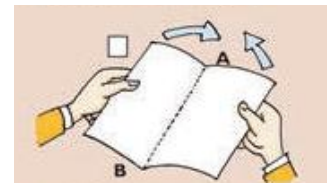
-Next , fold the paper on both sides
to make two small triangles.



-Now, fold the paper on both sides to
Make two more triangles.



-Finally, hold the paper at the bottom
And open the two wings.



-After that, fold the paper again on
both sides to make two long triangles.



First, take some paper and fold it in
Half along the line A to B.

Exe . 5 .

تمرين تحدث لاتهمليه عزيزتى الام

بعد التمرين السابق سيكون الطالب قادر على وصف خطوات اعداد طائرة ورقية شجعيه على الوصف و التعبير.

Read and order .

- Finally , enjoy your sandwich .
- After that , put the cheese and tomato on the bread .
- Next , take some cheese and a tomato from the fridge .
- Then , cut the tomato .
- First , cut the bread into triangles .

الصفحة 10

activity book

Unit 2 exe 4 @ 5

Exe . 4 .

2- wing 3 -line 4 -glue 5- model of a car 6 - fold الأجوبة

Exe . 5 .

- 2- Be careful, Hussam.
- 3- Don't be untidy, Ruba.
- 4- We live in a flat in Damascus.
- 5 -We start school in September.

Unit 3

مفردات الوحدة الثالثة

a lot	كثير	knife	سكينة	shopping	تسوق
beach	شاطيء	library	مكتبة	silver	فضة
beautiful	جميل	listen /listening	يستمع	sometimes	أحيانا
boxes	صناديق	market	سوق	south	جنوب
brother	أخ	modern	حديث	special	خاص
camping	تخييم	moment	دقيقة	Stay	يبقى
castle	قلعة	monument	نصب تذكاري	sweets	حلويات
citadel	حصن	north	شمال	swim	يسبح
cutting	يقطع	often	غالبا	take a walk	يتمشى
delicious	لذيذ	old	قديم	using computer	يستخدم كمبيوتر
east	شرق	olive oil soap	صابون زيت الزيتون	usually	عادة
fishing	صيد	peeling	تقشير	was built	تم بناءه
fly a kite	يطير طائرة ورقية	public park	منتزه عام	watch TV	يشاهد
fruit	فواكه	rain/raining	تمطر	weather	جو
gold	ذهب	relax	استرح	west	غرب
grandparents	جدود	restaurants	مطاعم	wonderful	رائع
homework	واجب منزلي	sea	بحر	work	عمل
kitchen	مطبخ	shops	محلات	years	سنين

التراكيب المطلوبة

Talking about routines

التحدث عن الروتين

Using simple present and present continuous tenses.

استخدام الزمن الحاضر البسيط و الحاضر المستمر

Using (usually ... sometimes... often)

لمراجعة بعض الكلمات و العبارات التي وردت في الدرس



Beach



camping



fruit



knife



peeling



fishing



swimming / sea

Look. read and match.



She is reading a book now



He is fishing now



they're swimming now



She is peeling now



They are camping now

Read the text on page 8 and answer

- 1- Where is Salah now ?-----
- 2- What is he doing ?-----
- 3- When do they usually stay in Aleppo ?-----
- 4- Where are they camping ?-----
- 4- Who is swimming ?-----
- 5- What is Mum doing ?-----
- 6- How is she cutting the fruit with ?-----

Fill in (stay - often - knife - swims - beach - camping - peeling)

- 1- Salah is phoning from the ----- .
- 2- We usually ----- in Aleppo at the weekend .
- 3- We are ----- by the sea .
- 4- Kareem sometimes ----- when he`s at the beach .
- 5- Dad ----- reads at the weekend .
- 6- Mum is ----- some fruit .
- 7- She is cutting fruit with a----- .

تمرين للتدريب و لاعطاء فرصة للطلاب للتمييز بين الاعمال الروتينية (استخدام الزمن الحاضر البسيط) و الاعمال التي تتم الان بالحاضر (استخدام الحاضر المستمر) شفويا أعطي مثال ثم اطلبي من الطالب أن يعطي جمل باستخدام الزمنين .. العمود الأول بالجدول للتعبير عن عمل اعتيادي روتيني باستخدام usually و العمود الثاني عمل يتم حاليا اليوم/ هذا الاسبوع/ او الان

Look, read and write sentences.

usually		Today /this weekend/now	
Salah visit grandparents		Fish	
They go to the library		camp	
Sarah watch TV.		read	
Hassan play volleyball		fly a kite	
They swim		go to the park	

1-Salah usually visits his grandparent at the weekend ,but today he is fishing.

2-They usually go to the library at the weekend. This weekend they are camping.

- 3-----
4-----
5-----

Answer

اجابات تمرين الكتاب

2 -plays / is flying

3- goes / is going

4 -watches / is reading

5 -is camping / goes

6- is fishing / visits

2 تمرين استماع

يستمع التلميذ الى اربع مقاطع صوتية و عليه ان يقرر الصورة المناسبة

Randa: Hi, I'm Randa. When I come home after school, I often play volleyball with my friends. I do other things as well. I listen to classical music. I also like birds and I often watch the birds near my house. At the moment, I'm watching some birds in my garden....

Tala: Hello, my name is Tala. I have three hobbies. After school, I grow flowers in the garden. I write stories and I play the piano. At the moment, I'm playing the piano.

Hassan: My name is Hassan. I usually do three things when I come home. I live near the sea, so I sometimes sail. I also play basketball with friends. I have a camera and I often take photos of my family and friends. I'm playing basketball at the moment..

Munzer: My name is Munzer. I have three hobbies after school. I play table tennis. I also collect coins and sometimes I walk in the park. At the moment, I'm playing table tennis..



اطلبي من الطفل ان يتكلم حول ما يشاهد في الصور
يستمع الطفل الى التسجيل ... او قفي التسجيل بعد كل مقطع و اعطيه الفرصة اللازمة كي يختار الصورة المناسبة

b

a

c

d

الاجوبة هي

راجعني بعض الاعمال التي سيسمع عنها بنص الاستماع
راجعني استخدام usually - sometimes - often

عادة أحيانا غالبا

للتعبير عن الاعمال الروتينية باستخدام الزمن الحاضر البسيط

Worksheet 1

لتلاميذنا المجددينحاول ان تقرأ الجملة ثم اختار لها الصورة المناسبة

look ,read and write .

goes sailing - playing volleyball - writing - play basketball - music -
taking photos - grows - listening to music.




He **sometimes** likes playing ----- .

Now he`s ----- .



They **usually** ----- .

But now they`re ----- .



He **often** ----- .

But today he`s ----- .



He **usually** ----- flowers .

But today he`s ----- a story .



look ,read and match



1- playing basketball



2- taking photos

3- writing stories



4- playing music



5- playing volleyball



6- growing flowers



7- sailing



8- listening to music



9- playing table tennis



10- collecting coins



يتبع بعض التمارين شغلي المسجل مرارا و تكرارا و توقفي بعد كل مقطع لاعطاء فرصة للطالب للاجابة

listen and answer

a الصورة -

What does she often do after school ?

Does she like classical music ?

What is she doing now ?

b الصورة

How many hobbies does she have ?

What does she do after school ?

What is she doing at the moment ?

الصورة c

How many things does he usually do after school ?

Where does he live ?

What is he doing at the moment ?

الصورة d

What are his three hobbies ?

What is he doing at the moment?

لتلاميذنا المجتهدين شاهد الصور و اكمل بالكلمات المناسبة

Read and fill in.

playing - walk - hobbies - take - watching - coins - flowers - live - basketball - tennis

- I`m ----- some birds in my garden .
- I have three ----- .
- I grow ----- in the garden .
- I`m ----- the piano .
- I ----- near the sea .
- I`m playing ----- at the moment .
- I have a camera and I often ----- photos .
- After school I play table ----- . I also collect ----- .
- I ----- in the park .

Exe . 3 .تمرين محادثة ... لاتهمليه عزيزتي الام

تجاوزي مع طفلك و دريبه على مايلي..... تبادللي الادوار معه بالسؤال و الجواب

What do you usually do at the weekend?

I usually-----

الصور بالتمارين السابقة ستساعده في التعبير و الحديث

شجعيه و ساعديه على وصف ما يقوم به الاشخاص في الصورة
 راجعي معه بعض جمل الروتين بالزمن البسيط (استخدام usually / sometimes/ often)
 و اطلبي منه ان يعبر عن ما يقوم به الاشخاص بالصور باستخدام الزمن المستمر
 فقط اعطي مثال و اطلبي منه ان يعطي امثلة أكثر.

Answers

b - are visiting
 c - isn't cooking
 d - is talking
 e- likes
 f -isn't watching k is reading

g- is drinking
 h- are talking
 i -aren't doing
 j -is listening

الاجابات**Exe. 3****Answers**

2- doesn't 3- aren't 4 -isn't 5- don't

حول هذه الجمل النفي باضافة not

في حالة وجود الفعل المساعد مثل الجمل التالية فقط نضيف not وراء is/are

1-He is playing football today.

2-They are fishing this weekend.

3-we are going to the beach.

4-She is visiting her grandparents today.

حول هذه الجمل النفي باضافة not

استخدام don't and doesn't قبل الفعل بحالة النفي بالزمن الحاضر البسيط

I don't like coffee.

He doesn't like tennis.

1-He usually go to the beach at the weekend.

2-Rana likes tennis.

3-Salah and Kareem often go to the library at the weekend.

4-she sometimes watch TV. In the evening.



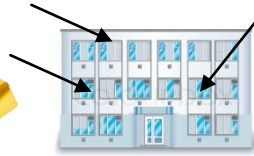
box



silver



gold



flats



castle / citadel



shops



public park



monument



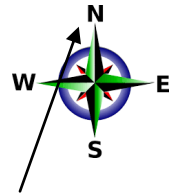
relax



restaurant



delicious sweets



north

بعد مراجعة المفردات السابقة اطلبي من الطالب ان يتكلم عن الصورة.... اطرحي عليه بعض الاسئلة

- What are people doing ?
- Where are they ?
- What can you see in the shops ?

Answers

أجابات الاسئلة بالكتاب

- 1 -It is in the north of Syria.
- 2- It was built in 1209.
- 3 -You can buy gold, silver, beautiful boxes and special olive oil soap.
- 4- You can eat delicious sweets.
- 5- They go there to walk, sit down and relax.

بعد مناقشة النص السابق و استيعابه و الإجابة على الاسئلة يمكن للطالب ان يتحدث عن مدينته ساعديه بطرح كم من الاسئلة و جميع المفردات و العبارات اللازمة اجابات مقترحة عن درعا

What is the name of your town or city ? **Daraa**

- Where is it ? is it in the north , south , east or west ? **it is in the south**
- Is it an old or a new town or city ? **it is an old city**
- What can you do there ? **I can go to Tal Shihab waterfalls**
- What can you visit ? **I can visit many famous places like Bosra castle**
- Can you buy anything special in the shops ? **I can buy delicious " Raha " sweets which is famous in Daraa**
- What are the delicious kinds of food you can eat in the restaurants ? **You can eat Mansaf and Koba**
- Where can you go to relax ? **You can go to Mzereeb lake**
- Is there a nice park ? **you can see many nice parks like AL Basel public park.**

موضوع مقترح.....

Daraa is a beautiful city in the south of Syria, It is an old city but people live in big flats and modern houses and villas . You can go to Tal Shihab waterfalls and enjoy nice nature scenes . you can visit many famous places like Bosra castle. You can buy delicious " Raha " sweets which is famous in Daraa. You can eat Mleehi and Koba . if you want to relax you can go to Mzereeb lake and have a nice picnic boat . you can see many nice parks like AL Basel public park where you can take a walk , run or sit down. Welcome to Daraa ☺

Unit 4

مفردات الوحدة الرابعة

about	حول	glasses	نظارات	questions	اسئلة
ancient	قديم	grass	عشب	quite	تماما
answer	يسأل	hand	يد	ride / riding	يركب
arrive/ arrived	يصل	happen / happened	يحدث	ring	خاتم
beach	شاطيء	history	تاريخ	river	نهر
boat	قارب	huge	ضخم	scientist	عالم
body	جسد	interesting	ممتع	see / saw	يرى
breakfast	فطور	know	يعرف	sky	سماء
camel	جمل	look for	يبحث عن	something	بعض
clothes	ملابس	Lunch	غذاء	start / starting	يبدأ
coin	قطعة نقود	modern	حديث	study / studying	يدرس
come from	يأتي من	money	نقود	swim/swimming	يسبح
cut	يقص	museum	متحف	taking out	يخرج
desert	صحراء	near	قريب	think	يفكر / يظن
dig/ digging	يحفر	old	قديم	town	مدينة صغيرة
drop/dropped	يقع	outside	خارج	walk / walking	يمشي
dry	يجف / جاف	palmyra	تدمر	want	يريد
eagle	نسر	place	مكان	water	ماء
find / found	يجد / وجد	play/playing	يلعب	wear / wearing	يلبس
fly / flying	يطير	Purse	محفظة	work	يعمل

التراكيب المطلوبة

The past simple and past continuous
الزمن الماضي البسيط و الماضي المستمر



Ring



purse



money/coins



museum

1- When did they find the ring ?

2- Where did they find it ?

3- Who dropped a coin ?

4- What was Ruba doing when she saw something ?

4- What did she see ?

5- Will they take the ring to the supermarket or to the museum ?

Read and tick (✓) or (×).

- 1- Dad found a ring. ().
- 2- The ring is quite old. ().
- 3- They were outside the supermarket . ().
- 4- Ruba dropped a coin. ().
- 5- They'll take the ring to the supermarket. ().

Choose.

- 1- We were ----- the supermarket
a- inside b- outside c- up
- 2- Mum was taking money out of her ----- .
a- jacket b- purse c- wardrobe
- 3- When she dropped a ----- .
a- pencil b- comb c- coin
- 4- When I was looking for the coin , I saw a ----- .
a- ring b- dog c- purse.
- 5- Let`s take it to the ----- .
a- park b- museum c- supermarket

نراع معا شكل الزمن الماضي البسيط و الماضي المستمر

Look and write.

What did they do yesterday?



They swam on the beach

She ----- a book



I ----- a letter to my friend.

He ----- a basket of apples.



They ----- coffee together.

They ----- cake.

نستنتج شكل الزمن الماضي البسيط
الفاعل + الفعل بالتصريف الثاني

(I, He, She , It, They, You, We) + v2

Look , read and match.



I **was** washing the car.



They **were** playing football.



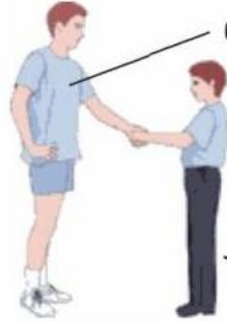
Ahmad **was** doing his homework.



Laila **was** watching cartoons.



You **were** sleeping.



We **were** playing on the beach.



I **was** flying a kite.



He **was** talking to his friend.



They **were** eating cakes.

Rami **was** using a computer.



اجعلي الطالب يقارن بين شكل الجملة في التمرين السابق و شكلها في تمرين الماضي البسيط
ماذا اختلف / ماذا اضفنا / بعد ماذا استخدمت **was and were**

Look, read and write (was - were).




I ----- playing football.



She ----- playing piano.



He ----- doing his homework.



They ----- playing volleyball.



You ----- watering the flowers.



We ----- watching TV.



I ----- cleaning my teeth.



Ahmad ----- playing computer games.



Mother and Hala ----- washing the dishes.

نستنتج شكل الزمن الماضي المستمر
الفاعل + (was/were) الفعل + ing

(I, He, She , It) + **was** + v1 + ing

(They, You, We) + **were** + v1 + ing

Exe. 1

تمرين لاستخدام الزمن الماضي البسيط مع المستمر ... كثير من تمثيل بعض الافعال امام الطالبو كيف ان كان هناك فعل مستمر و اخر قطعه و نصيغ جمل معا نطلب من الطالب ان يعرف الصور و يتحدث عنها .. يقرأ و يصحح الجملة الخطأ

Answers

2-✓ 3-✓ 4-x

Exe. 2

Answers

2- was watching 3 -started 4 -dropped 5 -was walking 6 was cooking

2 تمرين استماع

يستمع التلميذ الى اربع مقاطع صوتية و عليه ان يقرر الصورة المناسبة لكل متحدث .

Boy 1 : I was walking in the park yesterday when I saw my uncle

Boy 2 : What was he doing there ?

Boy 1 : He was waiting for me . We both went for a walk .

Girl 1: I was sitting on the beach yesterday with my mother when we saw a man in a boat.

Girl 2: What was he doing?

Girl 1: He was holding a big fish as a large bird flew above him.

Boy 1: I was playing in a football match yesterday when I scored a goal.

Boy 2: You scored a goal? That's great.

Boy 1: Yes, it was. We won three-one.

Girl 1: My dad was driving me to school yesterday when I saw my friend.

Girl 2: Where did you see her?

Girl 1: She was visiting the dentist.



اطلبي من الطفل ان يتحدث عن الصور
يستمع الطفل الى التسجيل ... او قفي التسجيل بعد كل جملة و اعطيه الفرصة اللازمة كي يختار الصورة المناسبة



الاجوبة هي



listen and answer .

a الصورة -

What happened when he was playing a football match yesterday ?

b الصورة

What happened when her father was driving her to school yesterday ?

Who was she visiting ?

c الصورة

What happened when he was walking in the park yesterday ?

What was his uncle doing ?

Where did they both go ?

d الصورة

What happened when she was sitting on the beach with her mother yesterday ?

What was he holding ?

Where did the bird fly ?

Read and fill in .

match - park - goal - uncle - dentist - holding - driving - above

- I was walking in the ----- yesterday when I saw my -----
- A man was ----- a fish as a large bird flew ----- him .
- I was playing in a football ----- yesterday when I scored a -----
- My dad was ----- me to school when I saw my friend .
- She was visiting the ----- .

Exe. 3

تمرين تحدث ...
يمكن تمثيل كثير من المواقف و صياغة جمل بالزمنين حولها

جمل مقترحة حول الصور

- When I was going to the station, I saw lots of trains.
- When I was having lunch in the restaurant, I saw my friend.

Worksheet

Look , read and write what they were doing when it started to rain.



1-My dad ----- when it started to rain .



2-They ----- when it started to rain .



3-Ahmad ----- when it started to rain.



4-You ----- when it started to rain.



5-We ----- when it started to rain.



5-I ----- when it started to rain.



جميع التمارين السابقة تهيأ الطالب للإجابة على التمرين 3 في كتاب النشاط

شفويا ساعديه في تذكر كيفية صياغة الجمل بالزمنين الماضي البسيط و المستمر
كتابة بعض الجمل قبل ان نطلب منه ان يبدأ بالكتابة على الكتاب

Exe. 3**Answers**

2- He was swimming when his friend arrived.

3 -They were eating in a restaurant / having lunch when someone took a photo.

4- She was watering the flowers when her mother called her.

5 -He was playing a computer game when he received a phone call / when the phone rang.

6- He was fishing when he saw a boat / his friend.

Exe. 4

نكتب بعض الجمل بالزمن الماضي المستمر و نحولها الى سؤال... نلفت انتباه الطالب لتغير مكان was/were
تبدل استخدام was and were مع تبدل الضمير I and you

ثم نكتب بعض الاسئلة المماثلة بالزمن الماضي المستمر و نطلب منه الاجابة عليها شفويا.

Who **were you** playing football with yesterday at 6 o'clock?

I was playing football with Ali and Hassan.

Who **were you** talking on phone before you went to bed yesterday?

I was talking with my aunt.

What homework **were you** doing before I came?

I was doing the English homework.

دائما نسأل شفويا ثم ننتقل للكتابة..... تتنوع الأجوبة
أجوبة مقترحة

I was sitting with my family.

2-I was talking to my friend Rana.

3- I was wearing jeans and pink shirt.

Exe. 4

اطلبي من الطالب ان يقرأ و يضع خط تحت الكلمات الصعبة...فسريها له ثم اساليه حول النص شفويا اعطي التلاميذ دافع للقراءة و الاجابة بطريقة مشوقة و غير روتينية سيتفاعل الطلاب بشكل افضل و يتشاركون في قراءة البطاقات و البحث عن البطاقة المناسبة انسخ نسخة لكل مجموعةقم بالقص و تعليق البطاقات معا بدبوس و وزعها خلال الحصة بسهولة لكل مجموعةرئيس المجموعة يقوم باعادة جمعها و تعليقها و اعادتها للمعلم في نهاية النشاط

What did scientist find in 2006 ?	Where were they digging ?	Why were they digging in the desert ?
How far is El Kowm from Damascus ?	How long were ancient camels ?	Is it near Palmyra or near Bosra ?
How long are modern camels ?	Scientist found the body of an ancient camel .	They were digging in a dry river .
Because they were studying the history of El Kowm .	It is 240 kilometres from Damascus .	It is near Palmyra .
Modern camels are about two metres tall .	Ancient camels were three metres tall	

Read the text on page 16 and circle a , b or c .

- 1- In 2006 , ----- found the body of an ancient camel .
a- doctors b- explorers c- scientists
- 2- They were ----- in a dry river .
a- swimming b- digging c- fishing
- 3- El Kowm is an old ----- .
a- town b- city c- citadel
- 4- The ancient camels were ----- .
a- small b- short c- huge
- 5- The ancient camels were ----- metres tall .
a- 240 b- 2006 c- three

اجوبة الاسئلة في الصفحة 16 في كتاب الطالب

Answers

- 1- Wrong, they found the body of an ancient camel.
- 2- Right.
- 3 -Wrong, they are about two metres tall.
- 4- Right

الصفحة 16

activity book

Unit 4 exe 5 @ 6

Exe. 5

بعض اسئلة الاستيعاب لاعطاء سبب للقراءة و لمزيد من التحفيز

Is El Kowm a town or a city ?

- Is it between two rivers or two mountains ?
- How far is it from Damascus ?
- Why are scientist working in El Kowm ?
- When did people live in El Kowm ?
- Was there any water in El Kowm ?
- Were there any animals ?

نعطي الطالب فرصة ليقرا و يصحح

الاجابات

Answers

- 2- There isn't any grass now in El Kowm. There was grass there a long time ago.
- 3 -El Kowm isn't between three mountains. It is between two mountains.
- 4- El Kowm isn't 100 kilometres from Palmyra. It is 200 kilometres north east from Palmyra.
- 5- People didn't want to live in El Kowm because there were many animals. They wanted to live there because there was water

Exe. 6

بعد دراسة الجدول نطلب منه ملأ الفراغات

Answers

2- swimming 3- reading 4- taking 5 -shopping 6- sitting

الصفحة 17 pupil`s book Unit 5 exe.1@ 2

Read and re-order :

_____ now we need some olive oil .

_____ first , cut the bread into triangles .

1 I`m going to make a new dish .

_____ Mum is going to finish this dish .

_____ Be careful , Don`t cut your hands.

Answers

اجابات الاسئلة / نص مراجعة

1 She is going to make a new dish.

2 She is going to cut the bread into triangles.

3 Mum is going to finish the dish.

4 The children are going to do their homework at the end.

الصفحة 17 activity book Unit 5 exe 1 @ 2

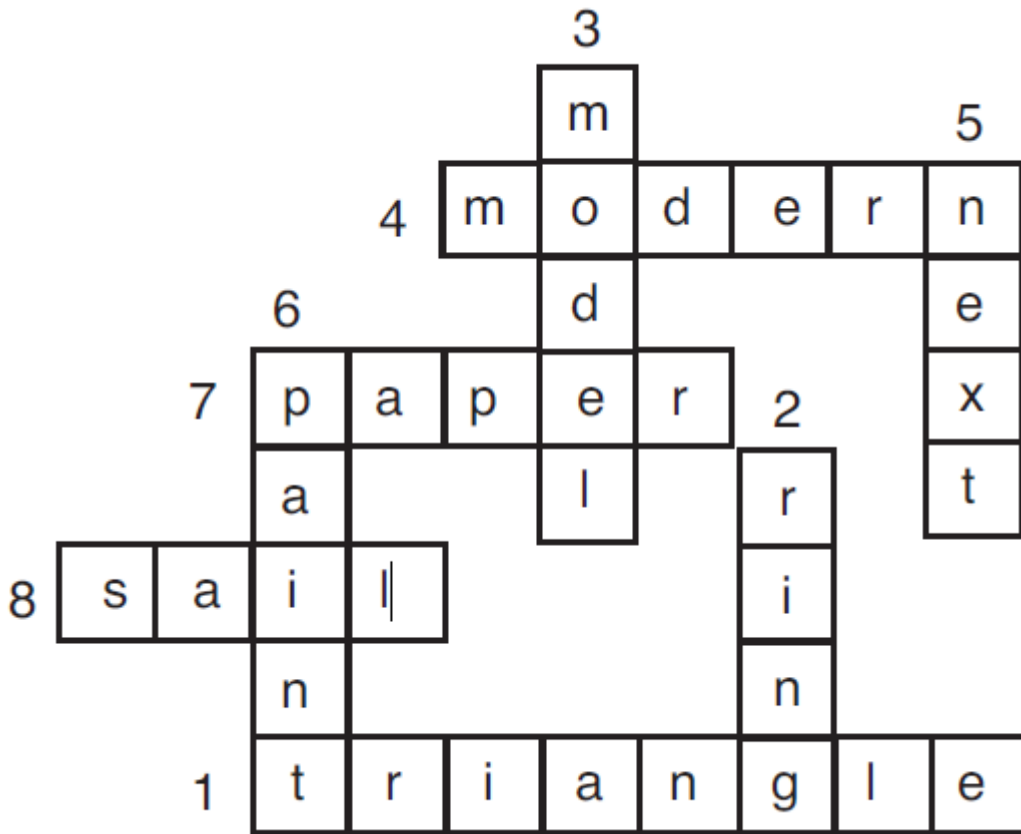
Exe. 1

Answers

2 -a 3- e 4- b 5- c 6- f

Exe. 2

بعد تسمية الصور نساعد في ملأ المربعات



الصفحة 18

pupil's book

Unit 5 exe.3@ 4

Exe. 3.

الاجنية مراجعة لما تعلمه الطفل من مفردات في الوحدات الخمس الاخيرة
اطلبي منه ان يسمي مايشاهد في الصورة قبل البدء بالاستماع للاغنية .. اوقفي المسجل بعد كل جملة و اطلبي منه ان
يعيد

Exe. 4.

يتحدث الطفل عن مايرى في الصور مستخدما الزمنين الماضي البسيط و المستمر

Answers

She was watching television when someone knocked on the door.

She was looking out of the window when it started to rain.

3 تمرين استماع و املاء

يستمع التلميذ الى مقطع صوتي و عليه ان يكتب ماسمع .

Hussam and Ruba were camping with their mum and dad last weekend. They fished in the river and then Ruba helped Mum to cook. They came home yesterday. Today, they are going to make models. In the evening, Ruba is going to email her friends. Hussam is going to play computer games

يمكن كتابة النص للطفل مع ترك فراغات... يستمع و يملأها بالكلمات المناسبة.

Listen and complete.

Hussam and Ruba were ----- with their mum and dad last weekend. They fished in the ----- and then Ruba helped Mum to ----- . They ----- home yesterday. Today, they are going to ----- , ----- . In the evening, Ruba is going to ----- her friends. Hussam is going to ----- , -----

Exe. 4Answers

- 1- He's going to play basketball.
- 2 -She was shopping.
- 3- She should go to the doctor / take some medicine.
- 4-I usually play football with my friends. : تنوع الاجابات ... اجابة مقترحة :

الاجوبة.....

Extra revision activities .

activity book

الصفحة 75 كتاب النشاط

Exe. 1Answers

- 2 Mum was watering the plant when the storm started.
- 3 Hussam was making a paper model when the storm started.
- 4 Dad was drinking a cup of coffee when the storm started.

Exe. 2Answers

- 2 -e 3 -a 4 -b 5 -d

هل من اقتراح ؟؟؟ هل من تعديل ؟؟؟ هل من تصحيح لخطاء ؟ هل من افكار جديدة ؟؟

2018 /9 /19

الرجاء المراسلة لتبادل الخبرات و لمصلحة ابنائنا و تلاميذنا