



مدونة المناهج السعودية

<https://eduschool40.blog>

الموقع التعليمي لجميع المراحل الدراسية

في المملكة العربية السعودية



Numbers 1-10


1

one




6

six




2

two




7

seven




3

three




8

eight




4

four




9

nine




5

five





10

ten



Mr Handy

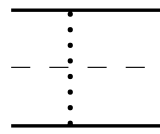
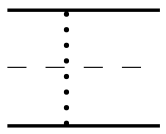
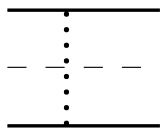
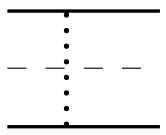
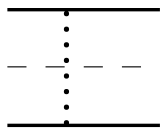
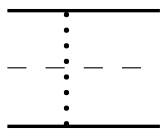
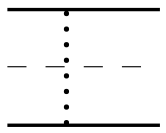
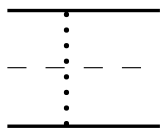
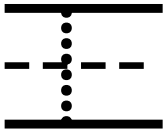
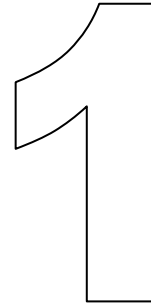
Excellent



A d ant apple

Excellent

Mr Hamdy



Mr Handy

Excellent








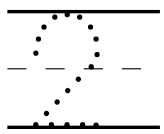
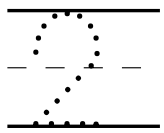
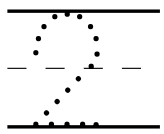
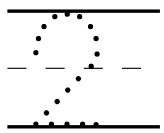
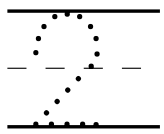
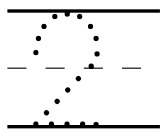
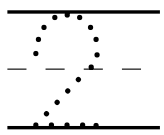
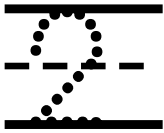
B b

boy

bird




2



1-Read the letter then match:


a



b



c



d



2-Match capital to small:

A.

.g

D.

.a

C.

.e

B.

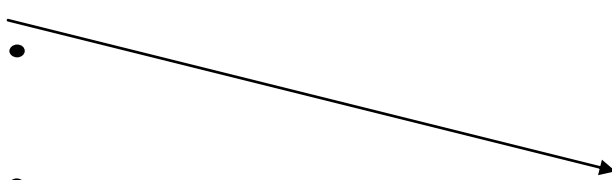
.d

E.

.b

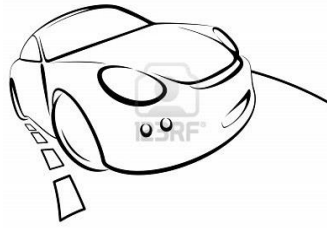
G.

.c



Excellent

Mr Hamdy



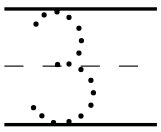
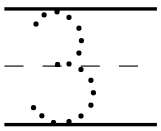
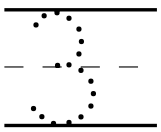
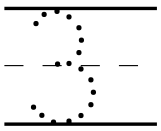
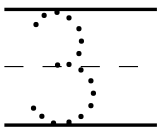
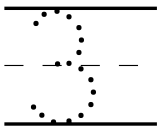
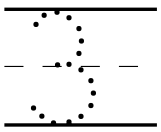

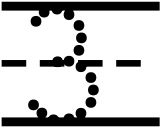
C c

car

cat

Mr Hamdy


Excellent



=

Excellent

Mr Hamdy



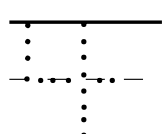
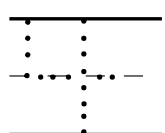
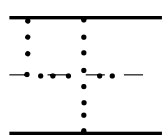
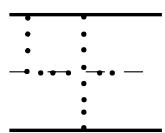
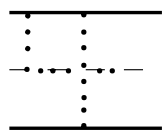
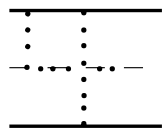
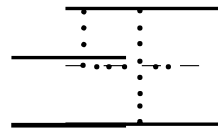
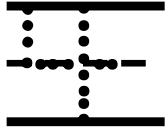
D d dog doll

Mr Handy


Excellent



4




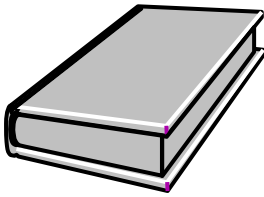
1 -Write the first letter under each picture :



.....

.....

.....



.....

.....

.....



.....

.....

2-Write the small letters :



A B.... C.... D....

3-Count:

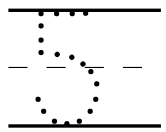
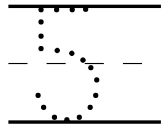
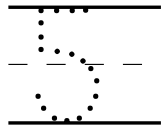
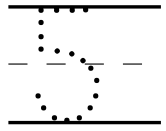
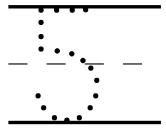
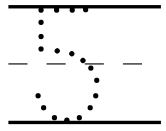
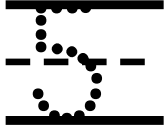
1, ..., 3, ..., 5, ..., 7, ..., 9,

Mr Handy

Excellent




E e egg eye



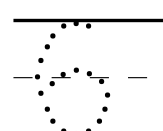
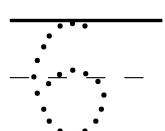
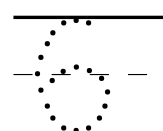
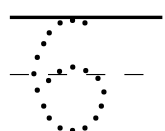
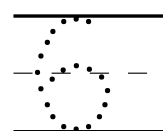
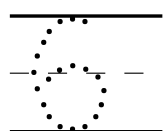
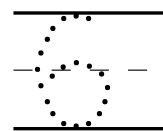
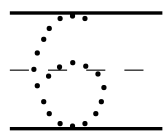
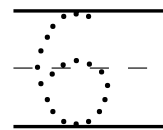
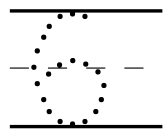
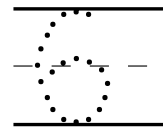
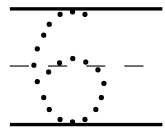
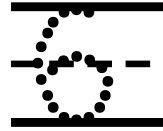
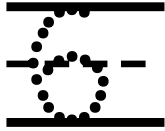

Mr Handy

Excellent



F f Fish fan

Handwriting practice lines consisting of multiple sets of horizontal lines with vertical dotted lines for alignment.



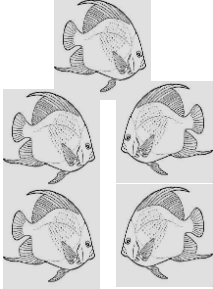




1-Match capital to small:

- A. .f
- B. .a
- C. .e
- D. .d
- E. .b
- F. .c

2/ Count"


1, ..., 3, ..., 5, ..., 7, ..., 9,

3 - Write the numbers:-

				
()	()	()	()	()

Excellent

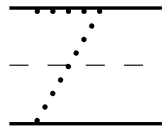
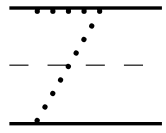
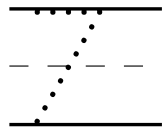
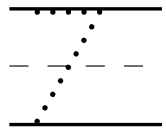
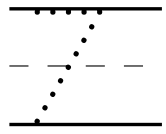
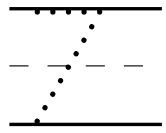
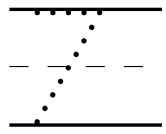
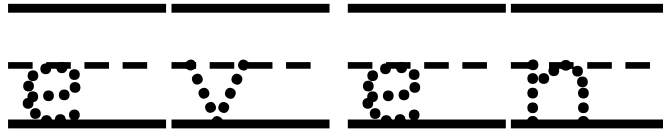
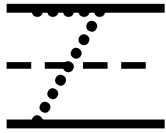

Mr Hamdy



G g girl goat


Mr Hamdu

Excellent



Excellent

Mr Hamdy

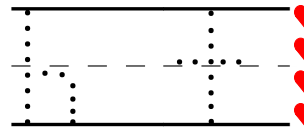
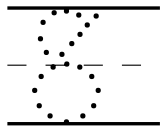
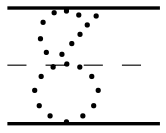
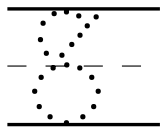
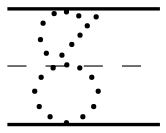
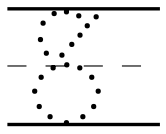
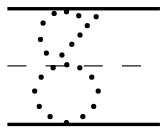
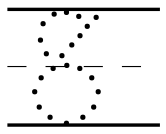
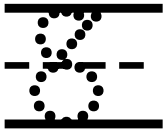
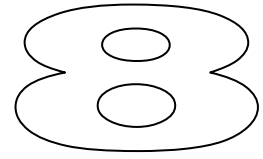



H h horse house

Handwriting practice lines for the words 'horse' and 'house'.

Mr Handy

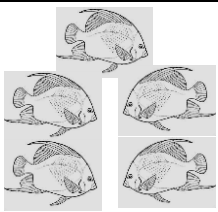




Excellent



1 - Write the capital letters ;

....a b c d
.....e f g h

2 - Write the numbers:-

				
()	()	()	()	()

3 - Complete :-



1 , , 3 , , , 6 , , , 9 ,

4 - Re-arrange the letters to make words :-

				
noe	wot	herte	fruo	ifev
...

Mr Handy

Excellent

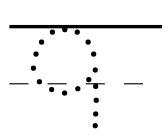
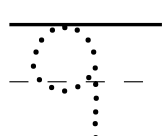
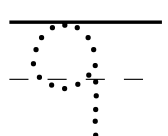
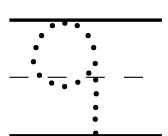
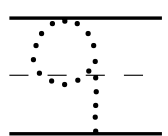
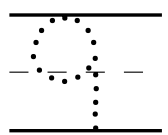
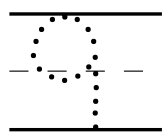
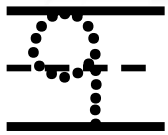



I i insect ice cream

Handwriting practice lines consisting of multiple sets of horizontal lines. Each set includes a solid top line, a dashed midline, and a solid bottom line, providing a guide for letter height and placement.

Excellent

Mr Hamdy



Mr Handy

Excellent



J j jacket jar

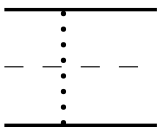
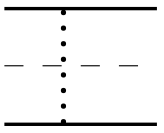
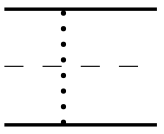
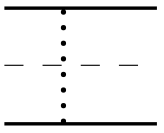
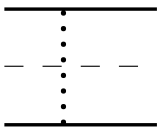
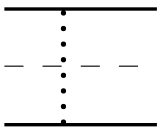
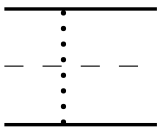
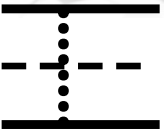
Handwriting practice lines consisting of multiple sets of horizontal lines for tracing and writing.

Excellent

Mr Hamdy



10



1- Match






S	m
M	f
A	s
N	a
F	n

(An arrow points from S to s)


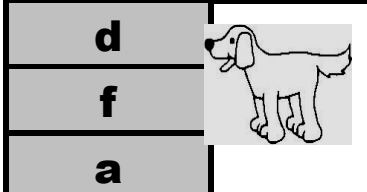
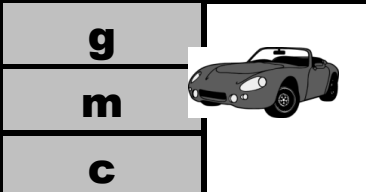
2- Circle :-

K	H	G	K
c	I	J	C
H	L	h	A
F	N	G	F
E	e	D	O

3 - Write the numbers:-

				
()	()	()	()	()

Circle the right letter:

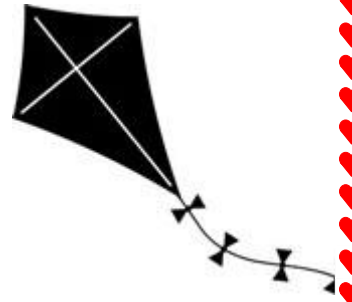
a		d		g	
c		f		m	
b		a		c	

- Complete the missing letters:-

1, ..., 3, ..., 5, ..., 7, ..., 9,

Excellent

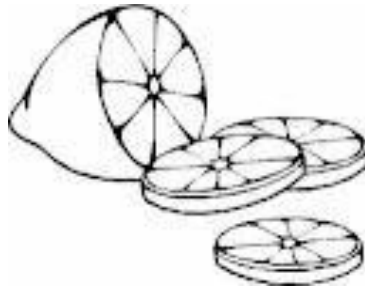
Mr Hamdy



K k Key kite


Mr Handy


Excellent




L l lemon lion


1- Circle the right word :-


fan	ball	apple	
-----	------	-------	---

bag	elephant	cat	
-----	----------	-----	---


goat	ink	jeans	
------	-----	-------	---


2 - Put { ✓ } or { X } :-


	{ }	dog
---	--------	-----

	{ }	car
---	--------	-----

	{ }	boy
--	--------	-----


	{ }	house
---	--------	-------

	{ }	ball
---	--------	------


	{ }	pencil
--	--------	--------

1 - Match the right litter with the picture :-

four
ten
seven



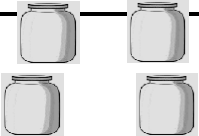




one
two
three



four
five
six




2 - Write the numbers:-


				
()	()	()	()	()

Mr Handy

(Excellent)



M m monkey mouse



9

N n nose nine

Handwriting practice area with multiple sets of horizontal lines and vertical dotted lines for tracing.

1 - Write the capital letters ;

....a

.....b

.....c

.....d

.....e

.....f

.....g

.....h

.....i

.....j

.....k

.....l

.....m

.....n

2 - Complete :-

1, ..., 3,, 5,, 7,, 9, ...

2 - Match capital to small:

A.

.g

D.

.b

C.

.e

B.

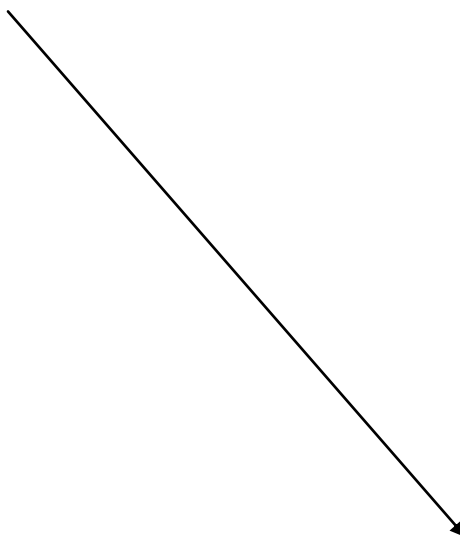
.d

E.

.a


G.

.c



Excellent

Mr Hamdy



1

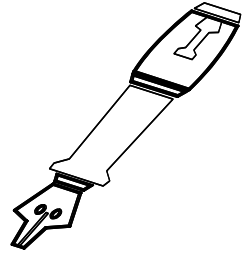

O o

Orange

one

Mr Handy

Excellent



P p pencil pen

Handwriting practice area with multiple sets of horizontal lines and two vertical dotted lines for alignment.

1- Write the small letter : - أكتب الحرف**الصغير**

S		T		K		E		F	
---	--	---	--	---	--	---	--	---	--

M		H		O		V		W	
---	--	---	--	---	--	---	--	---	--

U		C		R		X		N	
---	--	---	--	---	--	---	--	---	--

2- Write the capital letter : - أكتب الحرف الكبير

t		a		k		o		c	
---	--	---	--	---	--	---	--	---	--

x		h		k		m		v	
---	--	---	--	---	--	---	--	---	--


- Match :- وصل

A
B
C
D
E
F
G
H

e
h
a
d
g
b
f
c


Mr Handy

Excellent



Q q queen quiet

Excellent



Mr Hamdy



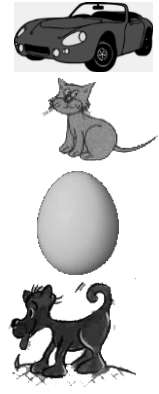
R r rabbit run

1- Match :-

- arm
- cake
- ant
- apple



- cat
- dog
- car
- egg



2- Circle the right picture :-

fan			
swim			
farmer			

3 - Put { ✓ } or { X } :-


bag	{ }		book	{ }	
apple	{ }		boy	{ }	
ball	{ }		doll	{ }	

4 - Add :-

1 + 2 = 3 + 2 =
 2 + 2 = 4 + 1 =

Excellent

Mr Hamdy



S s Sun star

Mr Handy

Excellent



T t tree table

Complete the missing letters:

Aa , , **Cc** , , , **Ff** , , **Hh** , , ,
Kk , **Ll** , , , **Oo** , , **Qq** , , **Ss** ,
..... , , **Vv** , **Ww** , , , **Zz** .

2 - Match the letters:-

E

z

T

y

M

e

U

o

C

m

Y

p

Z

f

O

t

F


c

P

u

3 - Circle the right picture :-

1} egg



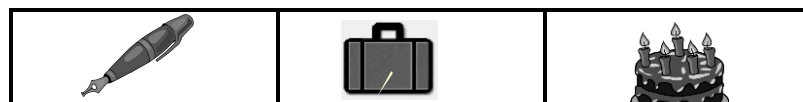
2} arm




3} boy



4} cake



5} jacket



Mr Handy

Excellent




U u Umbrella Uniform

Handwriting practice lines consisting of multiple sets of horizontal lines with a central dotted line for tracing.

Excellent

Mr Hamdy



V v van Vase

1- Listen and circle:

1- H

a m h q

2- A

m t a c

3- Q


e k q o

4- N

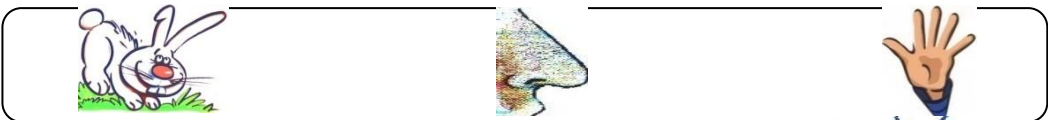
l n p s

2- Listen and circle:

1-dog



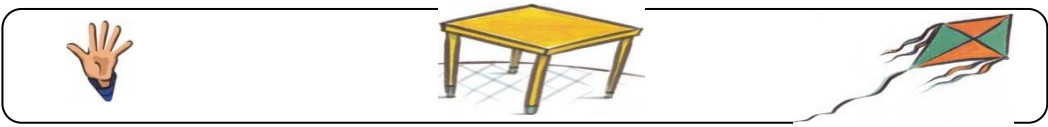
2- hand



3-orange



4-kite





5- taxi



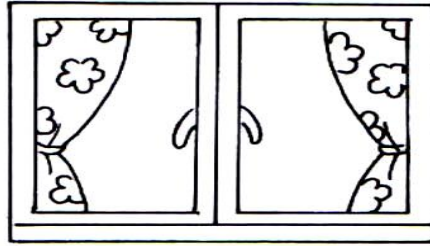
3-Count and write the number of each picture::

اكتب العدد لكل من الآتي



Excellent

Mr Hamdy

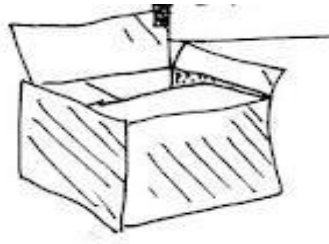


W w Window Watch

Handwriting practice lines consisting of multiple sets of horizontal lines with a central dotted line for each set, providing space for writing the words 'Window' and 'Watch'.

Mr Handy

Excellent



X x

box

fox

2- Write the capital letters:

a	b	c	d	e	f
g	h	i	j	k	l
m	n	o	p	q	r
s	t	u			

3- Look at the pictures. Read the words and circle (Yes) or (No):

Yes	✓	No	X
-----	---	----	---

1- A tree.

Yes

No



2- A boy.

Yes


No



3- A book.

Yes


No



4- An egg .

Yes

No



Mr Handy

Excellent





Y y

yes

yoyo

Excellent

Mr Hamdy













Z z zebra Zoo

1 – Complete these letters:-

Aa , , , **Dd** , **Ee** ,
,, **Hh** , , , **Kk** , ,
..... , **Nn** , **Oo** , , **Qq** , ,
S s, , , , **Ww** ,
,, **Zz**

2-Write the number under each box:

				
<input type="text"/>	<input type="text"/>	<input type="text"/>	<input type="text"/>	<input type="text"/>
				
<input type="text"/>	<input type="text"/>	<input type="text"/>	<input type="text"/>	<input type="text"/>