

# الوسائل التعليمية لصعوبات التعلم الحسابية



د/منتصر الشريف  
٠٥٠٨٩٣٢٢٧٨

## صعوبة تعلم الحساب:

يقصد بصعوبة تعلم  
الحساب اضطراب القدرة  
على تعلم المفاهيم الرياضية  
وإجراء العمليات الحسابية  
المرتبطة بها. وبعبارة أخرى  
هو صعوبة أو عجز عن  
إجراء العمليات الحسابية  
الأساسية،

وهي الجمع والطرح  
والضرب والقسمة،  
وما يترتب عليها  
من مشكلات  
في دراسة السلوك  
والجبر والهندسة.






AMIGOS DEL 10







# TABUADA

A multiplication table (TABUADA) displayed on a green background, featuring rows of white plastic cups and decorative floral elements. The table is organized into 10 rows, each representing a multiplication problem. Each row is labeled with a number and a multiplier, and contains a corresponding number of white plastic cups. The cups are arranged in a grid pattern, with each cup containing a small wooden stick. The rows are labeled as follows:

- Row 1: 2 x 1 (1 cup)
- Row 2: 2 x 2 (2 cups)
- Row 3: 2 x 3 (3 cups)
- Row 4: 2 x 4 (4 cups)
- Row 5: 2 x 5 (5 cups)
- Row 6: 2 x 6 (6 cups)
- Row 7: 2 x 7 (7 cups)
- Row 8: 2 x 8 (8 cups)
- Row 9: 2 x 9 (9 cups)
- Row 10: 2 x 10 (10 cups)

Decorative floral elements, including red and white flowers, are placed on the right side of the table. A dashed line connects the flowers, starting from the top right and ending at the bottom right.




# Playdough Mats















AND NEXT COMES 1








# Bottle Caps Counting Board

Fine Motor Counting Activity for Toddlers













<http://rincondeunamaestra.blogspot.com.es/>





1 ONE



2 Two



3 THREE



4 FOUR



5 FIVE





4

2



6



4

1

3





2

5

4

© The Learning Station LLC








The image shows a colorful educational board designed for teaching numbers and basic addition. The board is divided into several sections:


- Number Line:** A horizontal line with numbers 0, 1, 1, 2, 2, 3, 4, 4, 5, 5, 7, 8, and 10. The numbers are written on white cards and are placed on a red background with horizontal white stripes.
- Counters:** There are four yellow circular counters and six red circular counters arranged in two rows below the number line.
- Mathematical Representation:** A white rectangular area contains a ten-frame with two columns. The left column has six yellow counters, and the right column has three red counters. Below the ten-frame, the equation  $6 + 3 = 9$  is written in a simple font. The numbers 6, 3, and 9 are each enclosed in a square box.
- Label:** A small label at the bottom right of the board reads "Addition".











Better Than Homework







5



NUMEROSAMONG

