

STUDENT'S BOOK  
2

# WE CAN!

حلول  
الجلول اون لاين  
hulul.online

Yoko Matsuka and Glenn McDougall



Published by McGraw-Hill Education, 2 Penn Plaza, New York, NY 10121. Copyright © 2017 by McGraw-Hill Education. All rights reserved. No part of this publication may be reproduced or distributed in any form or by any means, or stored in a database or retrieval system, without the prior written consent of McGraw-Hill Education, including, but not limited to, in any network or other electronic storage or transmission, or broadcast for distance learning.

ISBN: 978-1-4470-9028-1

**Series consultant: Mayumi Tabuchi**

**Project manager: Judy MacDonald**

**Development editor: Steve Longworth**

**Editor: Anne Tseng**

**Production manager: Alfonso Reyes**

**Designer: Kate Vandestadt, Vandestadt Design**

**Design supervision: Peter Shaw**

Exclusive rights by McGraw-Hill Education for manufacture and export. This book cannot be re-exported from the country to which it is sold by McGraw-Hill Education. This Regional Edition is not available outside Europe, the Middle East and Africa.

## Photo Credits

**SB: iii** (tr) ©Tatweer Co. for Educational Services, **3** (tr) ©TeddyandMia/Shutterstock, **8** (l to r - t to b) ©Alamy Stock Photo/Alamy Images, **8** (l to r - t to b) ©Eric Isselee/Shutterstock, **8** (l to r - t to b) ©ehtesham/Shutterstock, **8** (l to r - t to b) ©Alamy Stock Photo/Alamy Images, **11** (l to r - t to b) ©PIXbank CZ/Shutterstock, **11** (l to r - t to b) ©Maffi/Shutterstock, **11** (l to r - t to b) ©DUSAN ZIDAR/Shutterstock, **11** (l to r - t to b) ©Iconotec/Glow Images, **11** (l to r - t to b) ©McGraw-Hill, **11** (l to r - t to b) ©MaraZe/Shutterstock, **14** 1 ©Alamy Stock Photo/Alamy Images, **14** 2 ©Maffi/Shutterstock, **14** 3 ©DUSAN ZIDAR/Shutterstock, **14** 4 ©MaraZe/Shutterstock, **14** 5 ©SOMMAI/Shutterstock, **14** 6 ©Yellow Cat/Shutterstock, **14** 7 ©Sergey Peterman/Shutterstock, **14** 8 ©Maks Narodenko/Shutterstock, **14** 9 ©McGraw-Hill, **14** 10,11,12 ©Alamy Stock Photo/Alamy Images, **14** 13,14,15 ©Maffi/Shutterstock, **14** 16,17,18 ©DUSAN ZIDAR/Shutterstock, **14** 19,20,21 ©MaraZe/Shutterstock, **14** 22,23,24 ©Sergey Peterman/Shutterstock, **14** 25,26,27 ©Maks Narodenko/Shutterstock, **15** (l to r - t to b) ©SOMMAI/Shutterstock, **15** (l to r - t to b) (x2) ©Alamy Stock Photo/Alamy Images, **15** (l to r - t to b) (x3) ©Maffi/Shutterstock, **15** (l to r - t to b) (x4) ©Sergey Peterman/Shutterstock, **15** (l to r - t to b) ©Africa Studio/Shutterstock, **15** (l to r - t to b) ©bergamont/Shutterstock, **15** (l to r - t to b) (x7) ©ajt/Shutterstock, **15** (l to r - t to b) ©Spalnic/Shutterstock, **15** (l to r - t to b) ©wk1003mike/Shutterstock, **15** (l to r - t to b) (x2) ©Morinka/Shutterstock, **16** (l to r - t to b) ©QiuJu Song/Shutterstock, **16** (l to r - t to b) ©Eric Isselee/Shutterstock, **16** (l to r - t to b) ©Hurst Photo/Shutterstock.com, **16** (l to r - t to b) ©Jose Manuel Gelpi Diaz/Alamy Images, **24** (l to r - t to b) ©cobalt88/Shutterstock, **24** (l to r - t to b) ©Ivan Kmit/Alamy Images, **24** (l to r - t to b) ©Winston Link/Alamy Images, **24** (l to r - t to b) ©Gita Kulnitch Studio/Shutterstock, **32** (l to r - t to b) ©mariait/Shutterstock, **32** (l to r - t to b) ©Jim Cumming/Shutterstock, **32** (l to r - t to b) ©SV Production/Shutterstock, **32** (l to r - t to b) ©Ptryk Kosmider/Shutterstock, **40** (tcr) ©McGraw-Hill, **40** (br) ©Dualororua/Shutterstock, **48** (bl) ©Dualororua/Shutterstock, **49** (tc) ©Giuseppe\_R/Shutterstock, **49** (cr) ©Giuseppe\_R/Shutterstock, **51** (tl) ©McGraw-Hill, **51** (cr) ©McGraw-Hill, **52** (tcr) ©Dualororua/Shutterstock, **54** 1 ©lynx/iconotec/Glowimages, **54** 2 ©FoodCollection/StockFood, **54** 7 ©Koya979/Shutterstock, **55** 4 ©TeddyandMia/Shutterstock.

**WB: 68** (l to r) ©Artem Avetisyan/Shutterstock, **68** (l to r) ©wk1003mike/Shutterstock, **68** (l to r) ©Maffi/Shutterstock, **68** (l to r) ©elenovsky/Shutterstock, **68** (l to r) (x2) ©Es sarawuth/Shutterstock, **72** (l to r - t to b) ©Maffi/Shutterstock, **72** (l to r - t to b) ©McGraw-Hill, **72** (l to r - t to b) ©PIXbank CZ/Shutterstock, **72** (l to r - t to b) ©Sergey Peterman/Shutterstock, **73** (br) ©Nattika/Shutterstock, **75** (l to r - t to b) ©SOMMAI/Shutterstock, **75** (l to r - t to b) ©Maffi/Shutterstock, **75** (l to r - t to b) ©MaraZe/Shutterstock, **75** (l to r - t to b) ©McGraw-Hill, **75** (l to r - t to b) ©Alamy Stock Photo/Alamy Images, **75** (l to r - t to b) ©DUSAN ZIDAR/Shutterstock, **75** (l to r - t to b) ©Yellow Cat/Shutterstock, **75** (l to r - t to b) ©Maks Narodenko/Shutterstock, **75** (l to r - t to b) ©Sergey Peterman/Shutterstock, **75** (l to r - t to b) ©Valentina Razumova/Shutterstock, **76** (br) ©Anastasiia Malinich/Shutterstock, **81** (cr) ©Lillac/Shutterstock, **81** (bl) ©Art\_man/Shutterstock, **81** (br) ©Clara Bastian/Shutterstock, **82** (b) ©Bildagentur Zoonar GmbH/Shutterstock, **88** (c) ©Jr images/Shutterstock, **94** (br) ©Kartinkin77/Shutterstock.



www.mheducation.com





# Contents



## Student's Book

<b>Unit 1</b>	<b>Toys and Things</b>	<b>2</b>
<b>Unit 2</b>	<b>Food</b>	<b>10</b>
<b>Unit 3</b>	<b>Animals</b>	<b>18</b>
<b>Unit 4</b>	<b>Days and Weather</b>	<b>26</b>
<b>Unit 5</b>	<b>Feelings and Things</b>	<b>34</b>
	<b>Phonics Practice</b>	<b>42</b>
	<b>Wordlist</b>	<b>53</b>
	<b>Picture Dictionary</b>	<b>54</b>
	<b>Audio Track Lists</b>	<b>58</b>
	<b>Grade 4 Objectives</b>	<b>60</b>
	<b>Workbook</b>	<b>61</b>



# Unit 1 Toys and Things

## Talk Time

1 Listen and say.



2 Practice the talks in pairs.

3 Act out the talks in pairs.

S1: How many do you have?  
S2: I have three.

S1: How many do you have?  
S2: I have two.

S1: How many do you have?  
S2: I have one.

S1: How many do you have?  
S2: I have four.

S1: How many do you have?  
S2: I have five.

S1: How many do you have?  
S2: I have one.

# Fun Time!

## 4 Number Guessing Game

How many marbles do I have?



How many marbles do I have?



That's right! I have five.



Two!

Seven!

Five!

### I Can ...

- act out the talks about *how many* with a partner.
- play the Number Guessing Game with a friend.





1 Chant and do.



## Robot Bear

Robot bear, robot bear, turn around.

Robot bear, robot bear, touch the ground.

Robot bear, robot bear, show your shoe.

Robot bear, robot bear, you're out, too.



2 Listen, point, and pronounce.



4

# Fun Time!

## 3 Pass the Robot Bear Game

Chant and play.



### I Can ...

- chant the *Robot Bear* chant with actions.
- tell a friend to do two of the Robot Bear's actions.




## Advice Time

Keep your room clean.



**1 Listen and point.**



**2 Listen and say.**

**3 Listen and find.**





# Fun Time!

## 4 One Robot, Two Robots ...

Chant and put your hand on top.

CD1 10

### Grammar Toolbox

one robot → two robots,  
three robots, four robots ...

One robot, two robots,  
three robots, four.

Five robots, six robots,  
seven robots, more!



### I Can ...

- listen, point, and say the names of five toys.
- say the names of some clothes.





1 Listen and say.



KIWI

LION



MONKEY

NEST

2 Trace and copy.

K K K K

L L L L L

M M M M

N N N N



3 Listen and write.

K L M N



1. **K** I W I 

2. **L** I O N 

3. **M** O N K E Y 

4. **N** E S T 

Fun Time!

4 Listen, count, and chant.



Two monkeys



Three lions



Fours puppets



Five toy trucks



I Can ...

- make the sounds of the letters K, L, M, and N and write them.
- count from 1 to 10.



Now go to page 43

# Unit 2 Food

## Talk Time

1 Listen and say.



2 Practice the talks in pairs.

3 Act out the talks in pairs.



I don't like macaroni.

I like pizza.

S1: Do you like pizza?  
S2: Yes, I like pizza!

S1: Do you like macaroni?  
S2: No, I don't like macaroni.

S1: Do you like macaroni?  
S2: Yes, I like macaroni!

S1: Do you like pizza?  
S2: No, I don't like pizza!

# Fun Time!

## Grammar Toolbox

don't = do not

4 Listen. Shout **I like!** 😊 or **I don't like!** ☹️

S1: I like macaroni.



I like macaroni.



I like pizza.

S2: I like salad.



I like salad.



I like onions.

S3: I like kabsa.



I like kabsa.



I like soup.

S4: I don't like pizza.

S5: I don't like onions.

S6: I don't like soup.



### I Can ...

- act out the talks about food with a partner.
- say two foods that I like.





1 Listen and chant.



## Cookie Jar Chant

Who took the cookies from the cookie jar?

Safroot took the cookies  
from the cookie jar.

Who, me?

Yes, you!

Not me!

Then who took the cookies  
from the cookie jar?



2 Listen again and clap  
the rhythm.



# Fun Time!

## 3 Cookie Jar Game

Clap and chant.



Number two took the cookies from the cookie jar.



### I Can ...

- chant the *Cookie Jar* chant using good rhythm.
- say “Who took the cookies from the cookie jar?” three times really fast.



### Advice Time

Eat with your right hand.



**1 Listen, point, and say.**



1. apple



2. pizza



3. salad



4. soup



5. orange



6. rice



7. sandwich



8. apricot



9. kabsa

**2 Listen and practice.**



apple, apple, apple.



pizza, pizza, pizza.





# Fun Time!

## 3 Number Race



Count fast from 1 to 10 and back.

- One, two, three, four, five, six, seven, eight, nine, ten.

- Ten, nine, eight, seven, six, five, four, three, two, one.

- One orange, two apples, three pizzas, four sandwiches, five carrots, six onions, seven bananas, eight cherries, nine cookies, ten potatoes.

- Ten potatoes, nine cookies, eight cherries, seven bananas, six onions, five carrots, four sandwiches, three pizzas, two apples, one orange.



1

2

3

4

5



6

7

8

9

10

### I Can ...

- point to and say five kinds of food.
- count from one to ten and back.





1 Listen and say.



OCTOPUS



PARROT



QUILT



RABBIT

2 Trace and copy.

O O O O O

P P P P P

Q Q Q Q Q

R R R R R

3 Listen and write.

O P Q R



1. **O**CTOPUS 


2. **P**ARROT 

3. **Q**UILT 

4. **R**ABBIT 

Fun Time!

4 Draw, count, and write.



**O**CTO **P**US

I Can ...

- make the sounds of the letters O, P, Q, and R.
- write the letters A to R.



# Unit 3 Animals

## Talk Time

1 Listen and say.



S1: Do you have a pet?

S2: Yes, I do. I have a fish.

S1: Do you have a pet?

S2: No, I don't

S1: Do you have a pet?

S2: Yes, I do. I have a turtle.

S1: Do you have a pet?

S2: No, I don't.

S1: Do you have a pet?

S2: No, I don't

S1: Do you have a pet?

S2: Yes, I do. I have a parrot.

2 Act out the talks in pairs.

3 Ask two people if they have a pet.



# Fun Time!

## 4 Number Race



Count fast from 11 to 20.



Eleven, twelve, thirteen, fourteen, fifteen, sixteen, seventeen, eighteen, nineteen, twenty.

Eleven horses, twelve rabbits, thirteen zebras, fourteen lions, fifteen bears, sixteen cats, Seventeen birds, eighteen chickens, nineteen turtles, twenty eggs.



1 Listen and chant.




## PACO

There **was** a **farmer** who **had** a **horse**,

And **PACO** was his **name-oh!**

**P-A-C-O, P-A-C-O, P-A-C-O,**

And **PACO** was his **name-oh!**



2 Listen again and stamp the rhythm.

3 Write PACO.

PACO

# Fun Time!

## 4 Guessing Game. How many animals?

Listen and match.



The grid contains the following animal counts:

- Box 1 (top-left): 10 rabbits
- Box 2 (top-middle): 13 camels
- Box 3 (top-right): 16 bears
- Box 4 (top-far-right): 15 eggs
- Box 5 (middle-left): 19 birds
- Box 6 (middle-right): 18 hamsters
- Box 7 (bottom-left): 12 fish
- Box 8 (bottom-middle): 14 chickens
- Box 9 (bottom-right): 17 lions
- Box 10 (bottom-far-right): 11 zebras

Connections shown in the image:

- 11 connects to 11 zebras (Box 10)
- 12 connects to 12 fish (Box 7)
- 13 connects to 13 camels (Box 2)
- 14 connects to 14 chickens (Box 8)
- 15 connects to 15 eggs (Box 4)
- 16 connects to 16 bears (Box 3)
- 17 connects to 17 lions (Box 9)
- 18 connects to 18 hamsters (Box 6)
- 19 connects to 19 birds (Box 5)
- 20 connects to 20 rabbits (Box 1)

### I Can ...

- chant the *PACO* chant by myself using good rhythm.
- count from 11 to 20 and back.





**1 Listen and point.**



CD1 27



1. duck



2. cat



3. bird



4. fish



5. mouse



6. cow



7. horse



8. sheep



9. chicken



CD1 28

**2 Listen, point, and say.**

**3 Listen and make the sounds.**



CD1 29



Tweet, tweet



Moo, moo



Neigh, neigh



Baaa, baaa



Cluck, cluck



# Fun Time!

## 4 Old MacDonald

Chant and make the sounds.



Old Mac Donald had a farm

Ee-ii-ee-ii-oh

And on that farm he had some cows

Ee-ii-ee-ii-oh

With a MOO MOO here

And a MOO MOO there

Here a MOO

There a MOO

Everywhere a MOO MOO

Old Mac Donald had a farm

Ee-ii-ee-ii-oh



## I Can ...

- say the names of three animals.
- make the sounds of three animals.

GOAL 21

GOAL 22

## Advice Time

Treat animals kindly.



Now go to page 47

23

Unit 3

1 Listen and say.



SUN

TIGER



UMBRELLA

VASE

2 Trace and copy.

S S S S S

T T T T T

U U U U U

V V V V V

3 Listen and write.

S T U V



1. **S** UN 

2. **T** IGER 

3. **U** MBRELLA 

4. **V** ASE 

Fun Time!

4 Listen, count, and write.




20	21	22
23	24	25
26	27	28
29	30	



I Can ...

- make the sounds of the letters S, T, U, and V.
- I can count from 20 to 30 and back.



# Unit 4 Days and Weather

## Talk Time

1 Listen and say.



Sun	Mon	Tue	Wed	Thur	Fri	Sat
			✓			✓



2 Practice the talk in pairs.

3 Act out the talk in pairs.



S1: What day do you like?  
S2: I like Friday. How about you?  
S1: I like Monday.

S1: What day do you like?  
S2: I like Thursday. How about you?  
S1: I like Saturday.

S1: What day do you like?  
S2: I like Tuesday. How about you?  
S1: I like Sunday.

# Fun Time!

## 4 Hot Potato Game

Say the sentence and pass the potato.

S1: What day do you like?

S2: I like Tuesday. How about you?

S3: I like Monday. How about you?

S4: I like Thursday. How about you?

S5: I like Wednesday. How about you?

S6: I like Sunday. How about you?

S7: I like Saturday. How about you?

S8: I like Friday. How about you?

What day do you like?

I like Tuesday.  
How about you?



### I Can ...

- act out the “What day do you like?” talk with a partner.
- say what day of the week I like.



1 Listen and chant.



## Days of the Week

Sunday, Monday, Tuesday,

Wednesday, Thursday,

Thursday,

Friday, Saturday,

Sunday comes again.

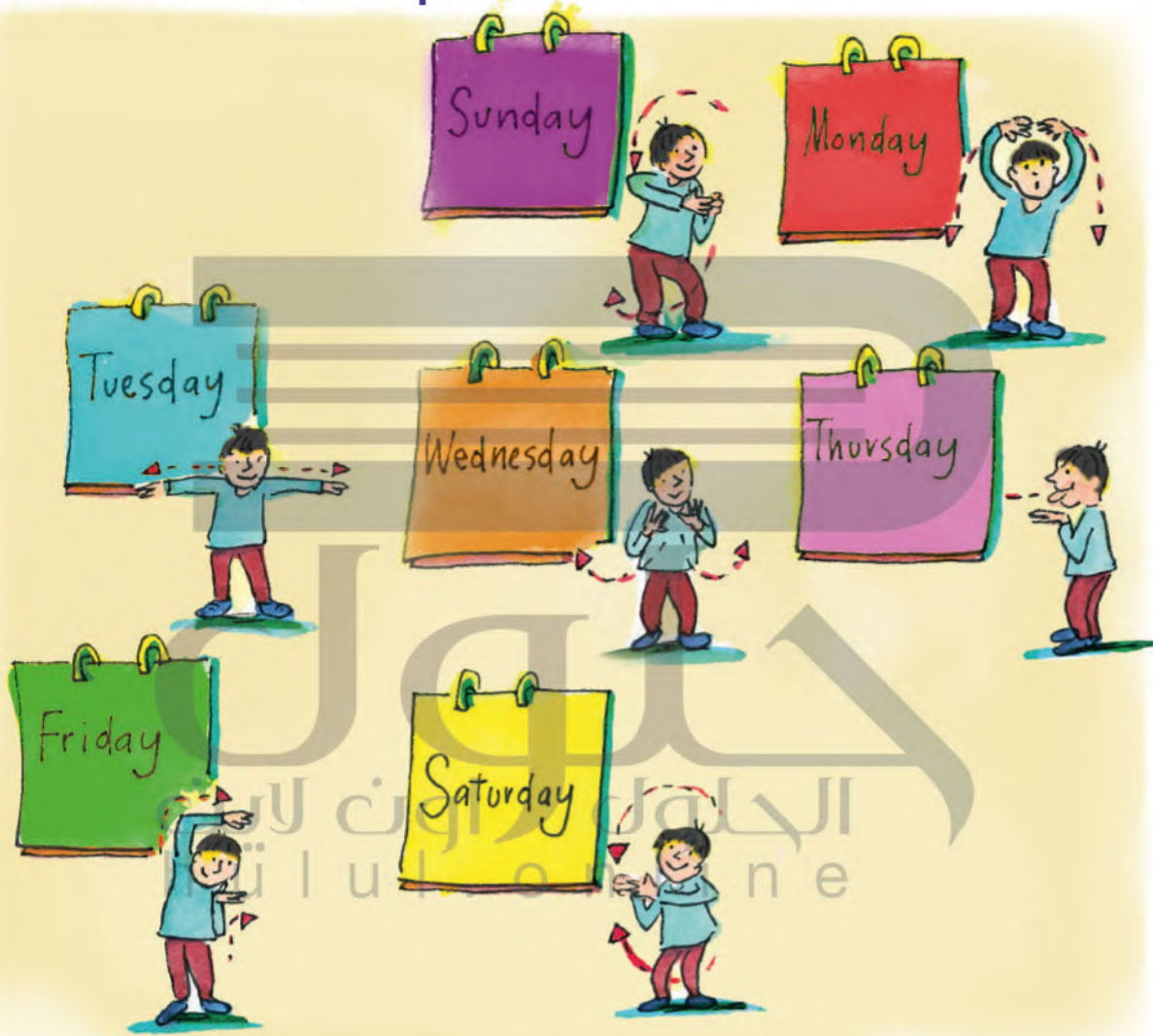
2 Listen, point, and pronounce.



# Fun Time!

## 3 Chant and Do

Make the letter shapes.



### I Can ...

- chant the *Days of the Week* chant by myself.
- say the days of the week from Sunday to Saturday with good pronunciation.



**1 Listen and point.**



**2 Listen, point, and pronounce.**



1. sunny

3. rainy

2. cloudy

4. snowy

5. windy





# Fun Time!

3 Chant and do.



## Weather Chant

It's **sunny** today.

It's **sunny** today.

The **sun** is **showing** its **face**.

It's **sunny** today.

It's **sunny** today.



The **sun** is **showing** its **face**.

It's **cloudy** today.

The **sun** is **hiding** its **face**.

It's **rainy** today.

The **sun** is **washing** its **face**.



### I Can ...

- say three sentences about weather.
- say what the weather is like today.



## Advice Time

Start your day with a smile.



1 Listen and say.



WOLF



FOX



YARD



ZEBRA

2 Trace and copy.


 W W W
   
 W W W


 X X X
   
 X X X


 Y Y Y
   
 Y Y Y


 Z Z Z
   
 Z Z Z



3 Listen and write.

W X Y Z



1. **W**OLF 

2. **F**O**X** 











3. **Y**ARD 

4. **Z**EBRA 

Fun Time!

4 Listen, write, and chant.



				
<b>10</b>	<b>20</b>	<b>30</b>	<b>40</b>	<b>50</b>
ten	twenty	thirty	forty	fifty
				
<b>60</b>	<b>70</b>	<b>80</b>	<b>90</b>	<b>100</b>
Sixty	Seventy	Eighty	Ninety	One hundred



I Can ...

- make the sounds and write the letters W, X, Y, and Z.
- count from 10 to 100 in tens.



# Unit 5 Feelings and Things

## Talk Time

1 Listen and say.



Are you happy?

Yes, I am. I have a new laptop. Look!



2 Practice the talks in pairs.

3 Act out the talks in pairs.



# Fun Time!

## 4 Who's happy?

Listen and match.



1. 2. 3. 4. 5. 6.

scared  
sad  
thirsty  
hungry  
happy  
angry

## 5 Listen again and do.

## 6 Point, ask, and answer in pairs.



Number 2. Is he hungry?

Yes, he is.

S1: Number 1. Is he happy?

S2: Yes, he is.

S1: Number 5. Is she sad?

S2: Yes, she is.

S1: Number 3. Is he thirsty?

S2: Yes, he is.

S1: Number 6. Is she scared?

S2: Yes, she is.

S1: Number 4. Is she angry?

S2: Yes, she is

et

GOAL 33

GOAL 34



1 Listen, point, and chant.



Are you hungry?



Are you hungry? Are you thirsty?



Are you happy? Are you sad?



What's the matter? What's the matter?



They're all hungry, they're all sad!

Who is angry? Who is scared?



She is angry and she's scared.



Who is sleepy? Who is bored?



He is sleepy and he's bored.



What's the matter? What's the matter?

We're all happy, we're all well!

2 Change the words and chant.

Are you scared?

Are you scared? Are you bored?

Are you angry? Are you sad?

What's the matter? What's the matter?

They're all scared, they're all sad!

Who is hungry? Who is thirsty?

She is hungry and she's thirsty.

Who is happy? Who is well?

He is happy and he's well.

What's the matter? What's the matter?

We're all sleepy, we're all bored!

at you have.



# Fun Time!

## 3 This is Kenan!

Listen and circle. Then listen and read along.



This is Kenan. He is **ten** / nine. He is a very **happy** / hungry boy.

This is his parrot. His name is **Tim** / Tom. Tim is **big** / small and fat. He is blue and orange, and he is **angry** / **hungry** all the time. Kenan and Tim are good friends.

## 4 Answer the questions.

1. How old is Kenan? He is ten
2. Is Kenan happy or sad? He is happy
3. What color is Tim? He is blue and orange
4. Is Tim thirsty? No, he is hungry



### I Can ...

- chant, ask “Are/you/he/she/we/they ...?”, and get the answer.
- listen, read, and answer questions correctly.



**1** Listen, point, and practice.



**These skirts are blue.** 1. skirts 4. glasses

**Those trousers are blue.** 2. trousers 5. caps

**These T-shirts are white.** 3. T-shirts 6. shoes

**Those glasses are brown.**

**Those caps are green.**

**These shoes are red.**

**2** Listen and say.



**3** Practice the talk in pairs.

**4** Change the words and practice.

- S1: Are those your skirts?  
S2: No, they're not. My skirts are blue.
- S1: Are these your skirts?  
S2: Yes, they are. They're my new skirts.
- S1: Are these your glasses?  
S2: No, they're not. My glasses are brown.
- S1: Are those your glasses?  
S2: Yes, they are. They're my new glasses.





# Fun Time!

## 5 Kenan's Diary

Listen, read, and answer.

CD1 53

### Kenan's Diary

I'm happy today! My friend, Pete, is here for the day!

We have many toys and games to play!

We are in my room. My new laptop is on the desk.

All our computer games are on the desk too!  
Let's play!



They are in Kenan's room.

Is Kenan happy? **Yes, he is.**

Where are Kenan and Pete?

Where are the computer games?

**They are on the desk.**



### Grammar Toolbox



My sock is **on** the bed.



The ring is **in** the box.

### I Can ...

- talk and ask about clothes using “These” or “Those”.
- say where something is using “in” and “on”.



1 Listen, point, and say.



**b** **p**




bear 4 pear 5



**v** **f**




van 2 fan 6



**sh** **ch**

ships 8 chips 1

**th** **th**




this 3 three 7

2 Listen and number.

3 Listen, point, and say.





**a** **a\_e**




tap 3 tape 7



**i** **i\_e**

pin 5 pine 1





**o** **o\_e**

top 2 rope 4

**u** **u\_e**

cub 6 cube 8

4 Listen and number.

5 Listen and check ✓ LONG or SHORT.



	ship	sheep	sea	sit	speak	week
LONG		✓	✓		✓	✓
SHORT	✓			✓		

# Fun Time!








6 Listen to the sound and check ✓.



- |   |   |  |   |
|---|---|--|---|
| 1. b <input checked="" type="checkbox"/> p <input type="checkbox"/> |  | 5. sh <input checked="" type="checkbox"/> ch <input type="checkbox"/>                          |  |
| 2. b <input type="checkbox"/> p <input checked="" type="checkbox"/> |  | 6. sh <input type="checkbox"/> ch <input checked="" type="checkbox"/>                          |  |
| 3. v <input checked="" type="checkbox"/> f <input type="checkbox"/> |  | 7. <input type="checkbox"/> th <input type="checkbox"/> <input checked="" type="checkbox"/> th |   |
| 4. v <input type="checkbox"/> f <input checked="" type="checkbox"/> |  | 8. <input type="checkbox"/> th <input checked="" type="checkbox"/> <input type="checkbox"/> th |  |

7 Listen and circle the word. Then match.



- |   |  |  |   |
|---|--|--|---|
| 1. tap                                      | <input checked="" type="checkbox"/> cap  | tape                                     |   |
| 2. van                                      | <input checked="" type="checkbox"/> vase | save                                     |  |
| 3. <input checked="" type="checkbox"/> rice | ring                                     | nice                                     |   |
| 4. <input checked="" type="checkbox"/> pin  | pine                                     | nine                                     |   |
| 5. cube                                     | tub                                      | <input checked="" type="checkbox"/> tube |  |
| 6. <input checked="" type="checkbox"/> cut  | cute                                     | cat                                      |  |
| 7. rope                                     | rice                                     | <input checked="" type="checkbox"/> rose |   |

## I Can ...

- recognize and say b/p, f/v, sh, ch, th, and a/a\_e, i/i\_e, o/o\_e, u/u\_e
- recognize and match sounds to letters



GOAL 39



GOAL 40

# Listening, Tracing, and Writing

## Worksheet 1: a b c d e



CD3 O2 **1 Listen, trace the first letter, and write it on the line.**

1. **a** b c d e

\_\_\_\_\_

\_\_\_\_\_ **a** \_\_\_\_\_

\_\_\_\_\_

2. a b c d e

\_\_\_\_\_

\_\_\_\_\_ **d** \_\_\_\_\_

\_\_\_\_\_

3. a b c d e

\_\_\_\_\_

\_\_\_\_\_ **e** \_\_\_\_\_

\_\_\_\_\_

4. a b c d e

\_\_\_\_\_

\_\_\_\_\_ **b** \_\_\_\_\_

\_\_\_\_\_

5. a b c d e

\_\_\_\_\_

\_\_\_\_\_ **c** \_\_\_\_\_

\_\_\_\_\_

6. a b c d e

\_\_\_\_\_

\_\_\_\_\_ **b** \_\_\_\_\_

\_\_\_\_\_

CD3 O3 **2 Listen and write the first letter.**

1. \_\_\_\_\_

\_\_\_\_\_ **d** \_\_\_\_\_

\_\_\_\_\_

2. \_\_\_\_\_

\_\_\_\_\_ **a** \_\_\_\_\_

\_\_\_\_\_

3. \_\_\_\_\_

\_\_\_\_\_ **e** \_\_\_\_\_

\_\_\_\_\_

4. \_\_\_\_\_

\_\_\_\_\_ **b** \_\_\_\_\_

\_\_\_\_\_

5. \_\_\_\_\_

\_\_\_\_\_ **c** \_\_\_\_\_

\_\_\_\_\_

6. \_\_\_\_\_

\_\_\_\_\_ **a** \_\_\_\_\_

\_\_\_\_\_

apple



42

bear



cow



duck



egg



Worksheet 2: f g h i j

CD3 04

1 Listen, trace the first letter, and write it on the line.

1. f g h i j

i

2. f g h i j

j

3. f g h i j

g

4. f g h i j

f

5. f g h i j

h

6. f g h i j

j

CD3 05

2 Listen and write the first letter.

1. j

2. f

3. h

4. g

5. i

6. f





cb3 06

1 Listen, trace the first letter, and write it on the line.

1. k l m n o

k

2. k l m n o

o

3. k l m n o

m

4. k l m n o

n

5. k l m n o

l

6. k l m n o

o

cb3 07

2 Listen and write the first letter.

1.

o

2.

m

3.

k

4.

l

5.

n

6.


m

kiwi



44

lion



monkey



nest



octopus



Worksheet 4: p q r s t

cd3 08

1 Listen, trace the first letter, and write it on the line.

1. p q r s t  
t

2. p q r s t  
p

3. p q r s t  
s

4. p q r s t  
q

5. p q r s t  
r

6. p q r s t  
t

cd3 09

2 Listen and write the first letter.

1. p

2. t

3. r

4. s

5. q

6. p

pen



quilt



rabbit



sun



tiger





CD3 10

1 Listen, trace the letter, and write it on the line.

1. u v w x y z

z

2. u v w x y z

v

3. u v w x y z

w

4. u v w x y z

u

5. u v w x y z

y

6. u v w x y z

x

CD3 11

2 Listen and write the letter.

1. w

2. z

3. u

4. y

5. v

6. f

umbrella



46

vase



wolf



fox



yard



zebra





Worksheet 6: a to z



1 Listen, trace the first letter, and write it on the line.

1. a b c d e

d

2. f g h i j

j

3. k l m n o

m

4. p q r s t

s

5. u v w x y z

v



2 Listen and write the first letter.

1. p

2. o

3. a

4. v

5. c

6. h

7. f

8. k

9. z

10. e

CD3 14 **1 Listen, point, and say.**



**b**  
bear



**p**  
pear

CD3 15 **2 Listen to the sound, check ✓, and write. Then draw a line to the right picture.**

1. b  p  b ag

2. b  p  p uzzle

3. b  p  b ed

4. b  p  p uppet

5. b  p  b all



CD3 16 **3 Listen, point, and say.**



**-b**  
tub



**-p**  
top

CD3 17 **4 Listen to the sound, check ✓, and write. Then draw a line to the right picture.**


1. b  p  cla p

2. b  p  cu b

3. b  p  cra b

4. b  p  cu p

5. b  p  Ro p



Words with ch, sh

1 Listen, point, and say.



chicken



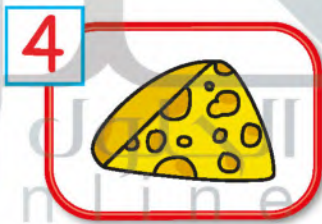

lunch



sheep

2 Listen and circle the word. Then match with a picture.

- 1. chicken children chosen shaken
- 2. lamp lunch ranch launch
- 3. chip jeep sheep shop
- 4. cheese cheap check chick
- 5. shop ship soap chip







3 Read and match. Then listen and check.

- 1. A sheep is on the ship.
- 2. I like chocolate.
- 3. I like fish for lunch.
- 4. A ship is on the fish!






# Words with a\_e, i\_e Long Vowels and Clever \_e





CD3 21 1 Listen, point, and say. Then write a or a\_e.

			
tap	cap	tape	cake





CD3 22 2 Listen, point, and say. Then write i or i\_e.

			
pin	Jim	pine	nine




CD3 23 3 Listen to the sound and circle the right word. Then match with a picture.

1. white	whit	what	
2. hate	hat	that	
3. save	van	vase	
4. nice	ring	rice	





1 Listen, point, and say. Then write v or f.

			
<b>v</b> an	<b>f</b> an	<b>v</b> ase	<b>f</b> ace

2 Listen and circle the word. Then match with a picture.

1. <u>five</u>	fine	fire	file	  
2. fax	<u>fox</u>	four	fat	
3. vat	ran	man	<u>van</u>	
4. wish	<u>fish</u>	fin	fine	
5. <u>football</u>	footbath	basketball	volleyball	
6. face	raise	<u>vase</u>	save	

			
---	---	---	---

3 Find and write the words.

five van fox farm food frog vase seven  
 fish eleven face football

- |                |                   |                 |                     |
|----------------|-------------------|-----------------|---------------------|
| 1. <u>five</u> | 2. <u>van</u>     | 3. <u>fox</u>   | 4. <u>farm</u>      |
| 5. <u>food</u> | 6. <u>frog</u>    | 7. <u>vase</u>  | 8. <u>seven</u>     |
| 9. <u>fish</u> | 10. <u>eleven</u> | 11. <u>face</u> | 12. <u>football</u> |



CD3 26 **1 Listen, point, and say.**



top



rope



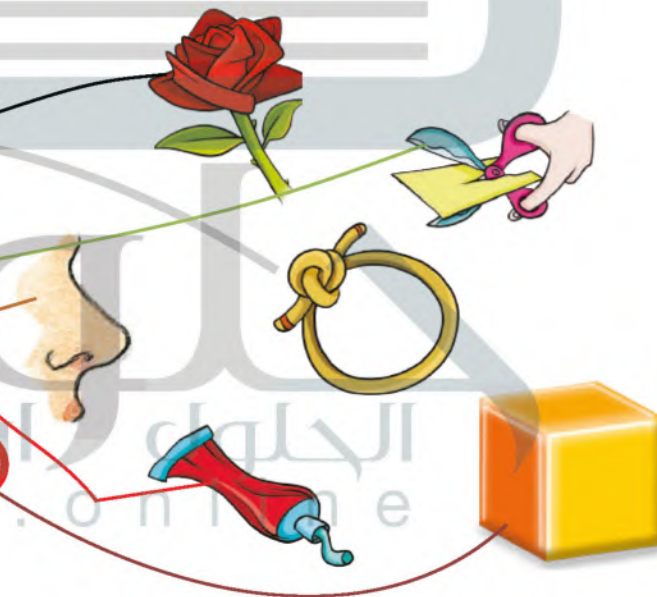
cub



cube

CD3 27 **2 Listen to the sound and circle the right word. Then match with a picture.**

1. rope    pore    nope
2. role    **rose**    rise
3. **tube**    tub    but
4. **cut**    cute    tut
5. **nose**    soon    pose
6. cub    tube    **cube**



**3 Find and write the words.**

rose plate five cut cube like top price rope tube nose pin

1. rose    2. plate    3. five    4. cut
5. cube    6. like    7. top    8. rice
9. rope    10. tupe    11. nose    12. pin

# Word List

- |                                 |                      |                                      |
|---------------------------------|----------------------|--------------------------------------|
| again (p12)                     | How about you? (p26) | sixteen (p21)                        |
| Animals (p18)                   | How many (p2)        | sixty (p33)                          |
| apricot (p14)                   | hungry (p34)         | skirt (p6)                           |
| back (p15)                      | kabsa (p11)          | snowy (p30)                          |
| bananas (p15)                   | kiwi (p8)            | soup (p11)                           |
| bicycle (p6)                    | like (p10)           | stamp (p20)                          |
| bird (p22)                      | lion (p8)            | Start your day with a smile. (p31)   |
| carrots (p15)                   | macaroni (p10)       | stickers (p6)                        |
| cat (p22)                       | marbles (p3)         | Sunday (p26)                         |
| cell phone (p6)                 | Monday (p26)         | sunny (p30)                          |
| chant (p5)                      | monkey (p8)          | That's right! (p3)                   |
| cherries (p15)                  | more (p7)            | Things (p2)                          |
| chicken (p22)                   | mouse (p22)          | thirsty (p34)                        |
| cloudy (p30)                    | nineteen (p21)       | thirteen (p21)                       |
| coloring book (p6)              | ninety (p33)         | thirty (p25)                         |
| computer games (p6)             | one hundred (p33)    | Thursday (p26)                       |
| cookie jar (p12)                | onions (p11)         | today (p30)                          |
| cookies (p12)                   | orange (p14)         | took (p12)                           |
| count (p9)                      | out (p4)             | touch (p4)                           |
| Days (p26)                      | parrot (p16)         | Toys (p2)                            |
| dollhouse (p6)                  | pet (p18)            | toy truck (p6)                       |
| Eat with your right hand. (p13) | play (p5)            | Treat animals kindly. (p23)          |
| eighteen (p21)                  | potatoes (p15)       | trousers (p6)                        |
| eighty (p33)                    | puppet (p6)          | T-shirt (p6)                         |
| eleven (p21)                    | puzzle (p6)          | Tuesday (p26)                        |
| farm (p23)                      | rainy (p30)          | turn around (p4)                     |
| farmer (p20)                    | rice (p14)           | turtle (p18)                         |
| fifteen (p21)                   | robot (p6)           | twelve (p21)                         |
| fifty (p33)                     | sad (p35)            | twenty (p21)                         |
| Food (p10)                      | salad (p11)          | washing (p31)                        |
| football (p6)                   | sandwich (p14)       | Weather (p26)                        |
| forty (p33)                     | Saturday (p26)       | Wednesday (p26)                      |
| fourteen (p21)                  | scared (p35)         | Week (p28)                           |
| fox (p32)                       | seventeen (p21)      | What day do you like? (p27)          |
| Friday (p26)                    | seventy (p33)        | What's the weather like today? (p30) |
| happy (p34)                     | sheep (p22)          | Who me? (p13)                        |
| have (p2)                       | shirt (p6)           | windy (p30)                          |
| hiding (p31)                    | shoe (p4)            | You're out! (p5)                     |
| his name (p20)                  | show (p4)            |                                      |
| horse (p20)                     | showing (p31)        |                                      |



apricot p14



banana p15



bicycle p6



bird p22



carrot p15



cat p22



cell phone p6




cherries p15



chicken p22



computer game  
p6




fox p33



horse p20





kiwi p9



lion p8



macaroni p10



marbles p3



mouse p22



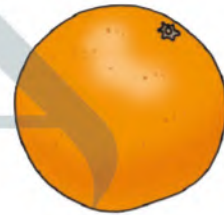
nest p9



octopus p17



onion p11



orange p14



parrot p16



potatoes p15



puppet p6



puzzle p6




quilt p17



rabbit p17




rice p14



robot p6



salad p11



sandwich p14



shirt p6



shoes p4



sheep p22




skirt p6



soup p11



stickers p6



sun p25



tiger p25




toy truck p6



trousers p6



T-shirt p6



turtle p18



umbrella p25



vase p25



wolf p33



yard p33



zebra p33

## CD 1 Audio Track List

Track	Unit	Student Book Section
2	1	Exercise 1. Listen and say
3	1	Exercise 4. Number Guessing Game
4	1	Exercise 1. Chant and do
5	1	Exercise 2. Listen, point, and pronounce
6	1	Exercise 3. Pass The Robot Bear Game
7	1	Exercise 1. Listen and point
8	1	Exercise 2. Listen and say
9	1	Exercise 3. Listen and find
10	1	Exercise 4. One Robot, Two Robots...
11	1	Exercise 1. Listen and say
12	1	Exercise 3. Listen and write
13	1	Exercise 4. Listen, count, and chant
14	2	Exercise 1. Listen and say
15	2	Exercise 4. Listen
16	2	Exercise 1. Listen and chant
17	2	Exercise 3. Cookie Jar Game
18	2	Exercise 1. Listen, point, and say
19	2	Exercise 2. Listen and practice
20	2	Exercise 3. Number Race
21	2	Exercise 1. Listen and say
22	2	Exercise 3. Listen and write
23	3	Exercise 1. Listen and say
24	3	Exercise 4. Number Race
25	3	Exercise 1. Listen and chant
26	3	Exercise 4. Guessing Game
27	3	Exercise 1. Listen and point
28	3	Exercise 2. Listen, point, and say
29	3	Exercise 3. Listen and make the sounds
30	3	Exercise 4. Old MacDonald
31	3	Exercise 1. Listen and say

Track	Unit	Student Book Section
32	3	Exercise 3. Listen and write
33	3	Exercise 4. Listen, count, and write
34	4	Exercise 1. Listen and say
35	4	Exercise 4. Hot Potato Game
36	4	Exercise 1. Listen and chant
37	4	Exercise 2. Listen, point, and pronounce
38	4	Exercise 3. Chant and do
39	4	Exercise 1. Listen and point
40	4	Exercise 2. Listen, point, and pronounce
41	4	Exercise 3. Chant and do
42	4	Exercise 1. Listen and say
43	4	Exercise 3. Listen and write
44	4	Exercise 3. Listen, write, and chant
45	5	Exercise 1. Listen and say
46	5	Exercise 4. Listen and match
47	5	Exercise 6. Point, ask, and answer
48	5	Exercise 1. Listen, point, and chant
49	5	Exercise 2. Change the words and chant
50	5	Exercise 4. Listen and circle
51	5	Exercise 1. Listen, point, and practice
52	5	Exercise 2. Listen and say
53	5	Exercise 3. Listen, read, and answer
54	5	Exercise 1. Listen, point, and say
55	5	Exercise 2. Listen and number
56	5	Exercise 3. Listen, point, and say
57	5	Exercise 4. Listen and number
58	5	Exercise 5. Listen and check
59	5	Exercise 6. Listen to the sound
60	5	Exercise 7. Listen and circle

## CD 2 Audio Track List

Track	Unit	Workbook Section
2	1	Exercise 1. Listen, point, and practice
3	1	Exercise 1. Listen and practice
4	1	Exercise 1. Listen, chant, and do
5	1	Exercise 1. Listen, point, and practice
6	1	Exercise 1. Listen, point, and practice
7	1	Exercise 1. Listen, point, and practice
8	1	Exercise 1. Listen, point, and practice
9	1	Exercise 1. Listen, point, and practice
10	2	Exercise 1. Listen, point, and practice
11	2	Exercise 1. Listen, point, and practice
12	2	Exercise 1. Listen and chant
13	2	Exercise 1. Listen and practice
14	2	Exercise 1. Listen, point, and practice
15	2	Exercise 1. Listen, point, and practice
16	2	Exercise 1. Listen, point, and practice
17	2	Exercise 1. Listen, point, and practice
18	3	Exercise 1. Listen and practice
19	3	Exercise 1. Listen and practice
20	3	Exercise 1. Listen and chant
21	3	Exercise 1. Listen, point, and count

Track	Unit	Workbook Section
22	3	Exercise 1. Listen, point, and practice
23	3	Exercise 1. Listen, point, and practice
24	3	Exercise 1. Listen, point, and practice
25	3	Exercise 1. Listen, point, and chant
26	4	Exercise 1. Listen and practice
27	4	Exercise 1. Listen, point, and practice
28	4	Exercise 1. Listen and chant
29	4	Exercise 1. Listen, point, and practice
30	4	Exercise 1. Listen, point, and practice
31	4	Exercise 1. Listen, practice, and say
32	4	Exercise 1. Listen, point, and practice
33	4	Exercise 1. Listen, point, and practice
34	5	Exercise 1. Listen, point, and practice
35	5	Exercise 1. Listen and circle
36	5	Exercise 1. Listen and chant
37	5	Exercise 1. Listen and practice
38	5	Exercise 1. Listen and practice
39	5	Exercise 1. Listen and practice
40	5	Exercise 1. Listen and check
41	5	Exercise 1. Listen and circle

## CD 3 Audio Track List

Track	Unit	Phonics Practice Section
02	1	Exercise 1. Listen, trace the first letter
03	1	Exercise 2. Listen and write
04	1	Exercise 1. Listen, trace the first letter
05	1	Exercise 2. Listen and write
06	2	Exercise 1. Listen, trace the first letter
07	2	Exercise 2. Listen and write
08	2	Exercise 1. Listen, trace the first letter
09	2	Exercise 2. Listen and write
10	3	Exercise 1. Listen, trace the first letter
11	3	Exercise 2. Listen and write
12	3	Exercise 1. Listen, trace the first letter
13	3	Exercise 2. Listen and write
14	3	Exercise 1. Listen, point, and say
15	3	Exercise 2. Listen to the sound, check, and write.

Track	Unit	Phonics Practice Section
16	3	Exercise 3. Listen, point, and say
17	3	Exercise 4. Listen to the sound, check, and write.
18	4	Exercise 1. Listen, point, and say
19	4	Exercise 2. Listen and circle
20	4	Exercise 3. Read and match
21	4	Exercise 1. Listen, point, and say
22	4	Exercise 2. Listen, point, and say
23	4	Exercise 3. Listen to the sound and circle
24	4	Exercise 1. Listen, point, and say
25	4	Exercise 2. Listen and circle
26	4	Exercise 1. Listen, point, and say
27	4	Exercise 2. Listen to the sound and circle

الحد الأدنى	By the end of grade four students will be able to:	الفصل الدراسي الأول		الفصل الدراسي الثاني		الرمز
		الفترة الأولى	الفترة الثانية	الفترة الثالثة	الفترة الرابعة	
X	Recognize and produce the sounds of the English alphabet.	√	√	√	√	1/7/4
X	Recognize short and only some long vowels: {long /a/ as in "cake", long /e/ as in "sea", long /o/ as in "nose", and long /i/ as "kite"}.	√	√	√	√	2/7/4
X	Recognize and differentiate between some English letters (b & p), (f & v).			√	√	3/7/4
	Recognize and produce only some English digraphs such as, (th, sh, ch).			√	√	4/7/4
X	Recognize and match sounds to letters.	√	√	√	√	5/7/4
X	Participate verbally and non-verbally in short simple activities: greeting, giving and receiving commands and instructions.	√	√	√		6/7/4
X	Recognize intonation patterns of statements and questions.	√	√	√	√	7/7/4
X	Ask and respond to simple assigned sentences in present tense form with the verb (like) using first and second person singular and in affirmative, negative and interrogative statements and (Yes/No questions).			√	√	8/7/4
X	Ask and respond to basic questions about personal information using verb to be (am, is, are),(have got) and wh. questions (what, where, who, how).	√	√	√	√	9/7/4
X	Recognize and use indefinite articles (a, an) using (this and that).	√	√	√		10/7/4
X	Recognize and apply regular plural formation using (these and those).	√	√	√	√	11/7/4
X	Recognize and apply subjective pronouns correctly (I, You, He, She, It, We, They).	√	√	√	√	12/7/4
	Recognize prepositions of place (in, on).		√	√	√	13/7/4
	Talk about feelings in simple and short sentences.				√	14/7/4
X	Identify main colours ( red, blue, green, black, white, yellow, brown)	√	√			15/7/4
X	Identify and talk about classroom objects which are assigned in the book.	√	√	√		16/7/4
	Identify and talk about family members and possession using two possessive adjectives: (my, your)		√	√	√	17/7/4
	Identify and talk about food, animals, clothes.			√	√	18/7/4
	Talk about likes and dislikes.			√	√	19/7/4
	Be willing to listen to short digital and recoded materials.	√	√	√	√	20/7/4
X	Utter simple words and numbers (cardinal numbers 1-19).	√	√	√	√	21/7/4
	Read and count numbers in tens (10-100).				√	22/7/4
X	Read aloud simple words and sentences.	√	√	√	√	23/7/4
X	Read and match words to photos/drawings.		√	√	√	24/7/4
X	Read and comprehend simple short sentences.	√	√	√	√	25/7/4
X	Spell some simple sight words correctly.			√	√	26/7/4
	Be willing to read simple short illustrated stories.			√	√	27/7/4
X	Recognize and apply the directionality in writing English (e.g. left/right, top/bottom).	√	√			28/7/4
X	Use lined paper correctly with headline, midline, and baseline.	√	√	√	√	29/7/4
X	Copy words, numbers and simple short sentences.	√	√	√	√	30/7/4
X	Write upper/lower case letters correctly.	√	√	√	√	31/7/4
X	Use appropriate spacing between words and sentences.			√	√	32/7/4
	Write guided short answers to written questions.			√	√	33/7/4
X	Do controlled writing such as supplying missing letters and words.	√	√	√	√	34/7/4
X	Recognize and apply the punctuation and capitalization assigned for this grade: (capitalizing the beginning of names, sentences, questions and the use of full stop and question mark).	√	√	√	√	35/7/4

WORKBOOK  
2

WE CAN!

حلول  
الجلول اون لاين  
hulul.online



## Contents

<b>Workbook</b>		
<b>Unit 1</b>	Toys and Things	63
<b>Unit 2</b>	Food	71
<b>Unit 3</b>	Animals	79
<b>Unit 4</b>	Days and Weather	87
<b>Unit 5</b>	Feelings and Things	95



**Goal 01** CD2 02 **Toys and Things: Talk Time**

I can act out the talks about *how many* with a partner.

I listened to CD02        days this week.

Name \_\_\_\_\_ Class \_\_\_\_\_



**1** Listen, point, and practice. Trace.

How many  
do you have?

I have one.



I have two.

How many  
do you have?

**2** Trace and write.

g g

**Goal 02** CD2 03 **Toys and Things: Talk Time**

I can play the Number Guessing Game with a friend.

I listened to CD03        days this week.

Name \_\_\_\_\_ Class \_\_\_\_\_



**1** Listen and practice. Trace.

How many marbles do I have?

Seven!

No! Three!

How many marbles do I have?

Five!

That's right!  
I have five.

**2** Trace and write.

h h

**Goal 03**  **Toys and Things: Rhythms and Sounds**

I can chant the *Robot Bear* chant with actions.

I listened to CD04        days this week.

Name \_\_\_\_\_ Class \_\_\_\_\_




**1** Listen, chant, and do. Trace.

**Robot bear, robot bear,  
turn around.**

**Robot bear, robot bear,  
touch the ground.**

**Robot bear, robot bear, show your shoe.**

**Robot bear, robot bear, you're out, too.**



**2** Trace and write.



**Goal 04** CD2 05 **Toys and Things: Rhythms and Sounds**

I can tell a friend to do two of the Robot Bear's actions.

I listened to CD05        days this week.

Name \_\_\_\_\_ Class \_\_\_\_\_



**1** Listen, point, and practice. Trace.

**Turn around!**



**Touch the ground!**



**Show your shoe!**



**You're out!**



**2** Trace and write.



**Goal 05** CD2 06 **Toys and Things: Words**

I can listen, point, and say the names of five toys.

I listened to CD06        days this week.

Name \_\_\_\_\_ Class \_\_\_\_\_



**1** Listen, point, and practice. Trace.


bicycle



stickers



robot



coloring book



puzzle



toy trucks



footballs



dollhouse



puppet




computer games



**2** Trace and write.



**Goal 06**  **Toys and Things: Words**

I can say the names of some clothes.

I listened to CD07        days this week.

Name \_\_\_\_\_ Class \_\_\_\_\_



**1** Listen, point, and practice. Trace.

**a shirt, a skirt, a T-shirt,  
trousers, and cell phones**



**2** Trace and write.

\_\_\_\_\_  
 | | |  
 \_\_\_\_\_  
 \_\_\_\_\_

**Goal 07** CD2 08 **Toys and Things: Phonics**

I can make the sounds of the letters K, L, M, and N and write them.

I listened to CD08        days this week.

Name \_\_\_\_\_ Class \_\_\_\_\_




**1** Listen, point, and practice. Trace.

**K** says k, k, kiwi.


**L** says l, l, lion.

**M** says m, m, monkey.

**N** says n, n, nest.



K, k, kiwi!



**2** Trace and write.



**Goal 08** CD2 09 **Toys and Things: Phonics**

I can count from 1 to 10.

I listened to CD09        days this week.

Name \_\_\_\_\_ Class \_\_\_\_\_



- 1** Listen, point, and practice.  
Trace and copy.

A B C D E F G

1 2 3 4 5

H I J K L M N

6 7 8 9 10



- 2** Trace and write.

n n



**Goal 09** CD2 10 **Food: Talk Time**

I can act out the talks about food with a partner.

I listened to CD10        days this week.

Name \_\_\_\_\_ Class \_\_\_\_\_



**1** Listen, point, and practice. Trace.

**Do you like pizza?**



**Yes, I like pizza.**

Do you like macaroni?

No, I don't like macaroni.



**2** Trace and write.

o o o

**Goal 10** CD2 11 **Food: Talk Time**

I can say two foods that I like.


I listened to CD11        days this week.

Name \_\_\_\_\_ Class \_\_\_\_\_



**1** Listen, point, and practice. Trace.

I like pizza  
and kabsa.



I like macaroni  
and sandwiches.



**2** Trace and write.

p p p



**Goal 11**  **CD2 12** **Food: Rhythms and Sounds**

I can chant the *Cookie Jar* chant using good rhythm.

I listened to CD12        days this week.

Name \_\_\_\_\_ Class \_\_\_\_\_



1 Listen and chant. Trace.

# Who took the cookies from the cookie jar?

**Safroot** took the **cookies** from the **cookie jar**.

Who, me?

Yes, you!

Not me!



Then **who** took the **cookies** from the **cookie jar**?



2 Trace and write.

q q q  
 (The first 'q' is solid black with stroke order numbers 1 and 2. The second 'q' is solid red. The third 'q' is a dotted line for tracing.)

**Goal 12**  **CD2 13 Food: Rhythms and Sounds**

I can say “Who took the cookies from the cookie jar?” three times really fast.

I listened to CD13        days this week.

Name \_\_\_\_\_ Class \_\_\_\_\_



**1** Listen and practice. Trace.

**Who took the cookies from the cookie jar?**

Who took the **cookies** from the **cookie jar**?  
 Who took the **cookies** from the **cookie jar**?  
 Who took the **cookies** from the **cookie jar**?



**2** Trace and write.

1 2  
 r r



**Goal 13** CD2 14 **Food: Words**

I can point to and say five kinds of food.

I listened to CD14        days this week.

Name \_\_\_\_\_ Class \_\_\_\_\_



**1** Listen, point, and practice. Trace.

orange  
pizza  
soup  
kabsa  
apple



salad, rice, apricot, sandwich, carrot

**2** Trace and write.

.....  
 S s .....  
 .....



**Goal 14**  **Food: Words**

I can count from one to ten and back.

I listened to CD15        days this week.

Name \_\_\_\_\_ Class \_\_\_\_\_



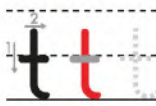
**1** Listen, point, and practice. Trace.

1      2      3      4      5  
 6      7      8      9      10  
 10    9      8      7      6  
 5      4      3      2      1



One, two, three ...

**2** Trace and write.

  
 \_\_\_\_\_  
 \_\_\_\_\_  
 \_\_\_\_\_

**Goal 15** CD2 16 **Food: Phonics**

I can make the sounds of the letters O, P, Q, and R.

I listened to CD16        days this week.

Name \_\_\_\_\_ Class \_\_\_\_\_



**1** Listen, point, and practice. Trace.

**O** says o, o, octopus.


**P** says p, p, parrot.

**Q** says q, q, quilt.

**R** says r, r, rabbit.




Rrrrrrrabbit!



**2** Trace and write.

.....  
 1 u 2 u .....  
 .....

**Goal 16**  **Food: Phonics**

I can write the letters A to R.

I listened to CD17        days this week.

Name \_\_\_\_\_ Class \_\_\_\_\_



- 1** Listen, point, and practice.  
Trace and copy.

A B C D E F

---



---

G H I J K L

---



---

M N O P Q R

---



---



- 2** Trace and write.

V

V

V

---





**Goal 17** CD2 18 **Animals: Talk Time**

I can act out the talks about pets with a partner.

I listened to CD18        days this week.

Name \_\_\_\_\_ Class \_\_\_\_\_



**1** Listen and practice. Trace.

**Do you have a pet?**

**Yes, I do.  
I have a turtle.**



No, I don't.

Do you have a pet?

Do you have a pet?

**2** Trace and write.

W W w

**Goal 18**  **CD2 19** **Animals: Talk Time**

I can count from 11 to 20.


I listened to CD19        days this week.

Name \_\_\_\_\_ Class \_\_\_\_\_




**1** Listen and practice. Trace.

11 12 13 14 15  
 16 17 18 19 20



**2** Trace and write.

\_\_\_\_\_  
 \_\_\_\_\_  
 \_\_\_\_\_  
 \_\_\_\_\_  
 \_\_\_\_\_

**Goal 19**  **CD2 20** **Animals: Rhythms and Sounds**

I can chant the *PACO* chant by myself using good rhythm.

I listened to CD20        days this week.

Name \_\_\_\_\_ Class \_\_\_\_\_



**1** Listen and chant. Trace.

**There was a farmer**  
**who had a horse,**  
**And Paco was**  
**his name-oh!**

**P-A-C-O, P-A-C-O, P-A-C-O,**  
**And Paco was his name-oh!**



**2** Trace and write.

\_\_\_\_\_  
 \_\_\_\_\_  
 \_\_\_\_\_  
 \_\_\_\_\_  
 \_\_\_\_\_



**Goal 20** CD2 21 **Animals: Rhythms and Sounds**

I can count from 11 to 20 and back.

I listened to CD21        days this week.

Name \_\_\_\_\_ Class \_\_\_\_\_



**1** Listen, point, and count. Trace.

11 12 13 14 15

16 17 18 19 20

20 19 18 17 16

15 14 13 12 11

11 horses, 12 horses, 13 horses, 14 ...

**Goal 21** CD2 22 **Animals: Words**

I can say the names of three animals.


I listened to CD22         days this week.

Name \_\_\_\_\_ Class \_\_\_\_\_



**1** Listen, point, and practice. Trace.

**fish, mouse, cat**



**sheep, chicken, horse**

**2** Trace and write.

Aa Bb  
 \_\_\_\_\_  
 \_\_\_\_\_

**Goal 22** CD2 23 **Animals: Words**

I can make the sounds of three animals.

I listened to CD23        days this week.

Name \_\_\_\_\_ Class \_\_\_\_\_



**1** Listen, point, and practice. Trace.

**Moo!  
Moo!**



**Neigh! Neigh!**



**Tweet!  
Tweet!**



**Cluck!  
Cluck!**

**Baa! Baa!**



**MOOOOO!**

**2** Trace and write.

Cc Dd

**Goal 23** CD2 24 **Animals: Phonics**

I can make the sounds of the letters S, T, U, and V.


I listened to CD24        days this week.

Name \_\_\_\_\_ Class \_\_\_\_\_



**1** Listen, point, and practice. Trace.

**S** says s, s, sun.  
**T** says t, t, tiger.  
**U** says u, u, umbrella.  
**V** says v, v, vase.



**2** Trace and write.

Tracing lines for the letters S, T, U, and V.



**Goal 24**  **CD2 25** **Animals: Phonics**

I can count from 20 to 30 and back.

I listened to CD25        days this week.

Name \_\_\_\_\_ Class \_\_\_\_\_



**1** Listen, point, and chant. Trace.

20 21 22 23

24 25 26 27

28 29 30

20 marbles, 21 marbles,  
22 marbles, 23 ...

30 29 28 27

26 25 24 23

22 21 20



**2** Trace and write.

\_\_\_\_\_  
 \_\_\_\_\_  
 \_\_\_\_\_  
 \_\_\_\_\_  
 \_\_\_\_\_





**Goal 25** CD2 26 **Days and Weather: Talk Time**

I can act out the "What day do you like?" talk with a partner.


I listened to CD26         days this week.

Name \_\_\_\_\_ Class \_\_\_\_\_



**1** Listen and practice. Trace.

**What day do you like?**




**I like Saturday.**

*... I like Thursday!*

**2** Trace and write.

.....  
 .....  
 .....  
 .....  
 .....

**Goal 26**  **CD2 27** **Days and Weather: Talk Time**

I can say what day of the week I like.

I listened to CD27        days this week.

Name \_\_\_\_\_ Class \_\_\_\_\_



**1** Listen, point, and practice. Trace.

**I like Saturday  
and Sunday.**



**I like Monday  
and Tuesday.**



**2** Trace and write.

K L  
 \_\_\_\_\_  
 \_\_\_\_\_  
 \_\_\_\_\_

**Goal 27**  **CD2 28** **Days and Weather: Rhythms and Sounds**

I can chant the *Days of the Week* chant by myself.

I listened to CD28         days this week.

Name \_\_\_\_\_ Class \_\_\_\_\_



**1** Listen and chant. Trace.

**Sunday, Monday,**

**Tuesday, Wednesday,**

**Thursday,**

**Thursday, Friday,**


**Saturday,**

**Sunday** comes again.

**2** Trace and write.

Mm Nn



**Goal 28**  **CD2 29** **Days and Weather: Rhythms and Sounds**

I can say the days of the week from Sunday to Saturday with good pronunciation.

I listened to CD29        days this week.

Name \_\_\_\_\_ Class \_\_\_\_\_



**1** Listen, point, and practice. Trace.

**Sunday, Monday,**  
**Tuesday, Wednesday,**  
**Thursday, Friday,**  
**Saturday**



**2** Trace and write.

O o P p  
 \_\_\_\_\_  
 \_\_\_\_\_  
 \_\_\_\_\_

**Goal 29** CD2 30 **Days and Weather: Words**

I can say three sentences about weather.

I listened to CD30        days this week.

Name \_\_\_\_\_ Class \_\_\_\_\_



**1** Listen, point, and practice. Trace.



It's rainy today.



It's windy today.




It's rainy today.

It's sunny today.



**2** Trace and write.



**Goal 30** CD2 31 **Days and Weather: Words**

I can say what the weather is like today.


I listened to CD31        days this week.

Name \_\_\_\_\_ Class \_\_\_\_\_



**1** Listen, practice, and say. Trace.

It's sunny today.

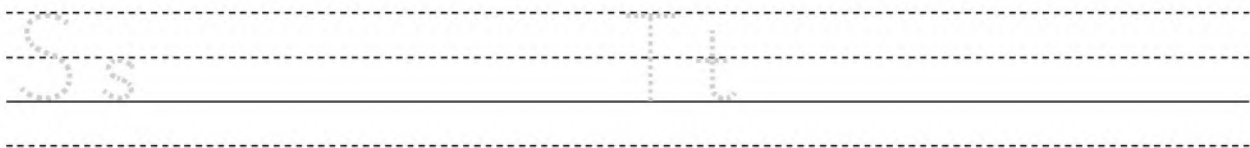


It's sunny and windy today.

Write the weather today.

It's \_\_\_\_\_ today.

**2** Trace and write.



**Goal 31** CD2 32 **Days and Weather: Phonics**

I can make the sounds of the letters W, X, Y, and Z.


I listened to CD32        days this week.

Name \_\_\_\_\_ Class \_\_\_\_\_



**1** Listen, point, and practice. Trace.

**W** says w, w, wolf.  
**X** says x, x, fox.  
**Y** says y, y, yard.  
**Z** says z, z, zebra.



**2** Trace and write.

Uu Vv Ww



**Goal 32** CD2 33 **Days and Weather: Numbers**

I can count from 10 to 100 in tens.

I listened to CD33        days this week.

Name \_\_\_\_\_ Class \_\_\_\_\_



**1** Listen, point, and practice. Trace.


10 20 30 40

50 60 70 80

90 100



10 eggs, 20 eggs, 30 eggs, 40 ...





**Goal 33** CD2 34 **Feelings and Things: Talk Time**

I can ask someone "What's the matter?" and get the answer.

I listened to CD34         days this week.

Name \_\_\_\_\_ Class \_\_\_\_\_



**1** Listen, point, and practice. Trace.

**Yes, I am.  
I have a  
new laptop.  
Look!**

**Are you happy?**



**What's the matter?**



**I'm thirsty and my friend is hungry.**

**2** Write.

Are you and your friend \_\_\_\_\_ **happy** \_\_\_\_\_ ?  
**Yes, we are. We have new bags.**

**Goal 34** CD2 35 **Feelings and Things: Talk Time**

I can point, ask, and say how someone is feeling.

I listened to CD35        days this week.

Name \_\_\_\_\_ Class \_\_\_\_\_



**1 Listen and circle T or F.**

1. He's not happy. T  F



2. He's hungry.  T  F



3. He's sleepy. T  F



4. She's not angry. T  F



5. She's happy. T  F



6. She's scared.  T  F



**2 Write answers. Use I, we, he, or she.**

1. Are you and your friend thirsty?

Yes, we are. OR No, we aren't.

2. Is your friend happy today?

Yes, he is. OR No, he isn't

3. Are you angry?

Yes, I am. OR No, I am not

4. Are you and your friend sleepy?

Yes, we are. OR No, we aren't

**Goal 35** CD2 36 **Feelings and Things: Rhythms and Sounds**

I can talk chant, ask "Are/you/he/she/we/they ...?", and get the answer.

I listened to CD36        days this week.

Name \_\_\_\_\_ Class \_\_\_\_\_



**1** Listen and chant. Trace.



Are you hungry? Are you thirsty?



**Are you happy? Are you sad?**



What's the matter? What's the matter?



**They're all hungry, they're all sad!**

Who is angry? Who is scared?



**She is angry and she's scared.**



**Who is sleepy? Who is bored?**



He is sleepy and he's bored.



**What's the matter?**

**What's the matter?**

We're all happy, we're all well!

**2** Circle the word and write the sentence. Begin with a CAPITAL letter and end with a full stop (.).

1. these are watches **These are watches.**

2. the boys are happy **The boys are happy.**

**Goal 36** CD2 37 **Feelings and Things: Rhythms and Sounds**

I can listen, read, and answer questions correctly.

I listened to CD37        days this week.

Name \_\_\_\_\_ Class \_\_\_\_\_



**1 Listen and practice. Write.**

ten happy parrot big and hungry good



This is Kenan. He is ten. He is a very happy boy.

This is his parrot. His name is Tim. Tim is big and fat. He is blue and orange, and he is hungry all the time. Kenan and Tim are good friends.

**2 Write the questions again and answer. Begin with a CAPITAL letter and use a question mark (?).**

1. what's your name  
What's your name? My name is Ayman
2. how old are you  
How old are you? I'm nine
3. are you happy or sad  
Are you happy or sad? I'm happy



**Goal 37** CD2 38 **Feelings and Things: Words**







I can talk and ask about clothes using "These" or "Those".

I listened to CD38        days this week.

Name \_\_\_\_\_ Class \_\_\_\_\_



**1** Listen and practice. Color and write *These* or *Those*.

1.  **These** skirts are blue.
2.  **Those** trousers are blue.
3.  **These** T-shirts are white.
4.  **Those** glasses are brown.
5.  **Those** caps are green.
6.  **These** shoes are red.

**2** Find and write the words.

cap hat shoes green skirt red glasses white trousers

1. cap
2. hat
3. shoes
4. green
5. skirt
6. red
7. glasses
8. white
9. trousers

**Goal 38**  **CD2 39 Feelings and Things: Words**

I can say where something is using “in” and “on”.

I listened to CD39        days this week.

Name \_\_\_\_\_ Class \_\_\_\_\_



**1** Listen and practice. Trace.

**Kenan's Diary**

**I'm happy** today! **My friend, Pete,** is here for the day! **We have many toys and games** to play!

We are **in my room.** My new laptop is **on the desk.**

All our **computer games** are **on the desk too!**

**2** Write *in* or *on*.



My sock is **on** the bed. The ring is **in** the box.

**3** Answer the questions. Use *in* or *on*.

Where are your books? They're in my bag/on my desk.

Where is your pen? It's on my book./ in my room.

Where are your notebooks? They're on the table./ in the bag.

**Goal 39** CD2 40 **Feelings and Things: Phonics**


I can recognize and say b/p, f/v, sh, ch, th, and a/a\_e, i/i\_e, o/o\_e, u/u\_e


I listened to CD40        days this week.


Name \_\_\_\_\_ Class \_\_\_\_\_





**1 Listen and check ✓. Then write.**


1. b  p  b all 


2. b  p  p uppet 


3. v  f  v ase 

4. v  f  f ace 

5. sh  ch  sh ip 

6. sh  ch  ch eese 

7.  th  th  th is 

8.  th  th  th ree 

**2 Say and check ✓ LONG or SHORT sound.**

	ship	sheep	sea	sit	speak	week
LONG		<input checked="" type="checkbox"/>	<input checked="" type="checkbox"/>		<input checked="" type="checkbox"/>	<input checked="" type="checkbox"/>
SHORT	<input checked="" type="checkbox"/>			<input checked="" type="checkbox"/>		

**Goal 40** CD2 41 **Feelings and Things: Phonics**





















I can recognize and match sounds to letters.

I listened to CD41        days this week.

Name \_\_\_\_\_ Class \_\_\_\_\_



**1 Listen and circle the word. Then match.**

1.	<b>pin</b>	pine	nine		
2.	van	<b>vase</b>	save		
3.	cube	tub	<b>tube</b>		
4.	<b>rice</b>	ring	nice		
5.	<b>cut</b>	cute	cat		
6.	tap	<b>cap</b>	tape		
7.	rope	rice	<b>rose</b>		
8.	<b>five</b>	fine	fin		
9.	tape	<b>cake</b>	make		
10.	rope	tape	<b>top</b>		

**2 Circle the word and write the sentence. Begin with a CAPITAL letter and end with a full stop (.).**



1. jimishappy Jim is happy
2. helikesmath He likes math