

KG2



Connect

Term 2

Student's Book



2018-2019

غير مصرح بتداول الكتاب خارج
وزارة التربية والتعليم الفني



Name:

School:

Class:

Year:



KG2

Connect

Term 2

Student's Book



Claire Medwell
with Wendy Cherry and Emma Wilkinson



Contents

How the world works



Unit 5 My party 2

Play time 22



Unit 6 My farm 24

Play time 42

Communication



Unit 7 My family's jobs 44

Play time 64



Unit 8 My summer games 66

Play time 82

Review 2 86

Cut-outs 94

Foreword

This is a pivotal time in the history of the Ministry of Education and Technical Education (MOETE) in Egypt. We are embarking on the transformation of Egypt's K-12 education system (Education 2.0) starting in September 2018 with KG1, KG2 and Primary 1, continuing to be rolled out year after year until 2030. We are transforming the way in which students learn to prepare Egypt's youth to succeed in a future world that we cannot entirely imagine. The rapid technological advancement and disruptions to industries and the workplace requires MOETE to undergo a major configuration of when to learn and what to learn. The foundational skills of literacy, numeracy and digital literacy are the core. Education at a young age also needs to be multidisciplinary to broaden students' horizons, integrating the essential soft skills and competencies such as communication and critical thinking into the school curriculum. There must be joy in learning so that students are motivated to engage in lifelong learning throughout their lives, keeping up and staying ahead of changes in the world.

Curriculum is not the end but the beginning of the important process of changing Egypt's education system. MOETE is very proud to present this new series of textbooks, *Connect*, with the accompanying digital learning materials that capture its vision of the transformation journey. This is the result of much consultation, much thought and a lot of work. We have drawn on the best expertise and experience from national and international organizations and education professionals to support us in translating our vision into an innovative national curriculum framework and exciting and inspiring print and digital learning materials.

The MOETE extends its deep appreciation to its own Center for Curriculum and Instructional Materials Development (CCIMD) and specifically, the CCIMD Director and her amazing team. MOETE is also very grateful to the minister's senior advisors for curriculum and early childhood education. Our deep appreciation goes to Discovery Education, Nahdet Masr, Longman Egypt, UNICEF, UNESCO, World Bank Education Experts and UK Education Experts who, collectively, supported the development of Egypt's national curriculum framework. I also thank the Egyptian Faculty of Education professors who participated in reviewing the national curriculum framework. Finally, I thank each and every MOETE administrator in all MOETE sectors as well as the MOETE subject counsellors who participated in the process.

This transformation of Egypt's education system would not have been possible without the significant support of Egypt's current president, His Excellency President Abdel Fattah El-Sisi. Overhauling the education system is part of the president's vision of 'rebuilding the Egyptian citizen' and it is closely coordinated with the Ministries of Higher Education and Scientific Research, Culture, and Youth and Sports. Education 2.0 is only a part in a bigger national effort to propel Egypt to the ranks of developed countries and to ensure a great future to all of its citizens.

A Word from the Minister of Education and Technical Education

It is my great pleasure to celebrate this extraordinary moment in the history of Egypt where we launch a new education system designed to prepare a new Egyptian citizen proud of his Egyptian, Arab and African roots - a new citizen who is innovative, a critical thinker, able to understand and accept differences, competent in knowledge and life skills, able to learn for life and able to compete globally.

Egypt chose to invest in its new generations through building a transformative and modern education system consistent with international quality benchmarks. The new education system is designed to help our children and grandchildren enjoy a better future and to propel Egypt to the ranks of advanced countries in the near future. The transformation of the Egyptian citizen is Egypt's national project for the years to come and it is the only safeguard for a prosperous future.

The fulfillment of the Egyptian dream of transformation is indeed a joint responsibility among all of us; governmental institutions, parents, civil society, private sector and media institutions. Here, I would like to acknowledge the critical role of our beloved teachers who are the role models for our children and who are the cornerstone of the intended transformation.

I ask everyone of us to join hands towards this noble goal of transforming Egypt through education in order to restore Egyptian excellence, leadership and great civilization.

My warmest regards to our children who will begin this journey and my deepest respect and gratitude to our great teachers.

Dr. Tarek Galal Shawki
Minister of Education and Technical Education

Scope and sequence

Theme	Unit	Vocabulary	Language	Phonics	Life skills	Values	Issues and challenges	English in the classroom (CLIL)
How the world works	5 My party	cake, ice-cream, pizza, salad, water, yogurt; numbers (1–10) sandwich, cheese, olives, cucumbers, bread, tomatoes, traffic lights, koshari, molokhiya, tacos, nachos, noodles, rice, pizza, pasta	Can I have some (cake), please? Yes, here you are. My favorite food is...	/y/ yogurt, yo-yo, yellow /w/ water, white, wash	Participation: Making a cake Creativity: Making a sandwich	Respect for diversity: Foods around the world	Loyalty: Tolerance and respect	Social Studies: Foods around the world Math: $9+1=10$ 6-10
	6 My farm	cat, cow, duck, horse, rabbit, sheep	There's a (cow).	/n/ nut, nine, nose, nest /z/ zoo, zebra Combine syllables to form words	Problem solving: Feeding an animal	Empathy: Caring for animals	Environmental responsibility	Science: Baby animals What animals eat Project: A model of a barn
Communication	7 My family's jobs	dentist, doctor, firefighter, police officer, teacher, vet, astronaut	This is my (mommy). She's/He's a (vet).	/v/ vet, violin, van /ks/ six, x-ray Identifying middle letters Recognizing silent letters	Self-management: Set goals	Respecting adults: Listening to advice	Social responsibility: People who help us	Science: Space
	8 My summer games	bike, kite, scooter, slide, swing, trampoline	I've got a (bike). Have you got a (kite)? Yes/No. Sort words into their basic categories	The alphabet Combine syllables to form words	Self-management: Being safe Respecting safety rules Creativity: Finding creative solutions to a problem	Independence	Preventative health: Rules to stay safe	Math: 10–20 Social Studies: Safety signs
	Review 2	Revision of vocabulary	Revision of language	Revision of sounds				

My party



1 Listen and point



2 Sing



cake



ice-cream



pizza



yogurt




water



salad



1 Look, complete the pattern and say



Vocabulary: cake, ice-cream, pizza, salad, water, yogurt

Our birthday party

Story **Unit 5**



1 Listen and point



Story: Our birthday party Can I have some (cake), please? Yes, here you are.

3

Can I have some **yogurt**, please?

Yes, here you are.



4

Can I have some **ice-cream**, please?

Yes, here you are.



Oh! 9 candles!

5



Think!



What is the problem?



6


10 candles!



Story: Our birthday party Can I have some (cake), please? Yes, here you are.



1 Listen, cut and stick



 Go to page 107

Our birthday party

Listening Unit 5



1 Listen and match



Let's make a sandwich!

Life skills **Unit 5**



1 Look and say



tomatoes



cheese



cucumbers



olives



bread



traffic lights sandwich



2 Make a sandwich

Creativity: Originality

Foods around the world!



1 Listen and point



1



Egypt



koshari



molokhiya

2



Mexico



nachos



tacos

3



China



noodles



rice

4



Italy



pizza



pasta



2 Talk about your favorite food

Can I have some cake, please?



1 Listen and point



2 Look and say



Listening and speaking: *Can I have some (cake), please? Yes, here you are.*




1 Listen and choose



3




4



3 Cut and stick

Listening and speaking: *Can I have some (cake) please? Yes, here you are.*

Go to page 99





y w

Learn sounds with Busy Bee!



1 Listen and repeat



2 Look and circle **y** and **w**



yogurt



yo-yo



yellow



water



wash



white



abcdefghijklmnopqrstuvwxyz **w x y z**

Phonics: the y and w sounds



y w

Learn to write with Busy Bee!

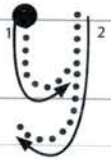


1 Trace and copy



2 Look and say. Write y or w

y



y

.

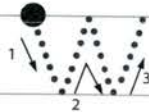
.

.

.

.

w



w

.

.

.

.

.



Handwriting practice lines for the word 'jam'.



Handwriting practice lines for the word 'water'.



abcdefghijklmnopqrstuvwxyz wxyz

Phonics: the y and w sounds

Let's learn about words!



1 Listen and circle the last letter

1



b

t

2



a

g

3



t

w

4



d

m

5



a

n

6



h

t



2 Listen again and say



1 Trace and copy

1



pizza

2



salad

3



water

Phonics and handwriting: sounding out words

Counting 6-10



Look and follow

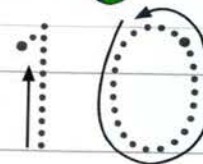
6
7
8
9
10

6
7
8
9
10

English in the classroom: Math: Counting 6-10



1 Count and trace



2 Count and write



7







A decorated cake

Project **Unit 5**



1 Decorate a cake



2 Look and say



Project: A decorated cake This is my cake. It's (blue).

Show and tell



1 Show and tell



Unit review **Unit 5**



2 Look and color

Vocabulary



Life skills



Phonics **y w**




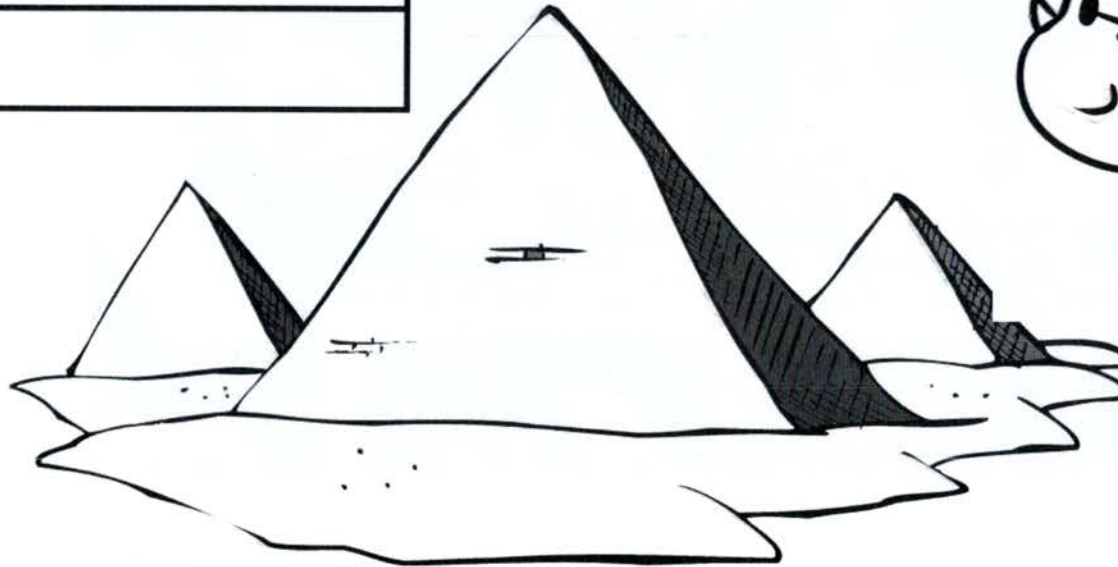
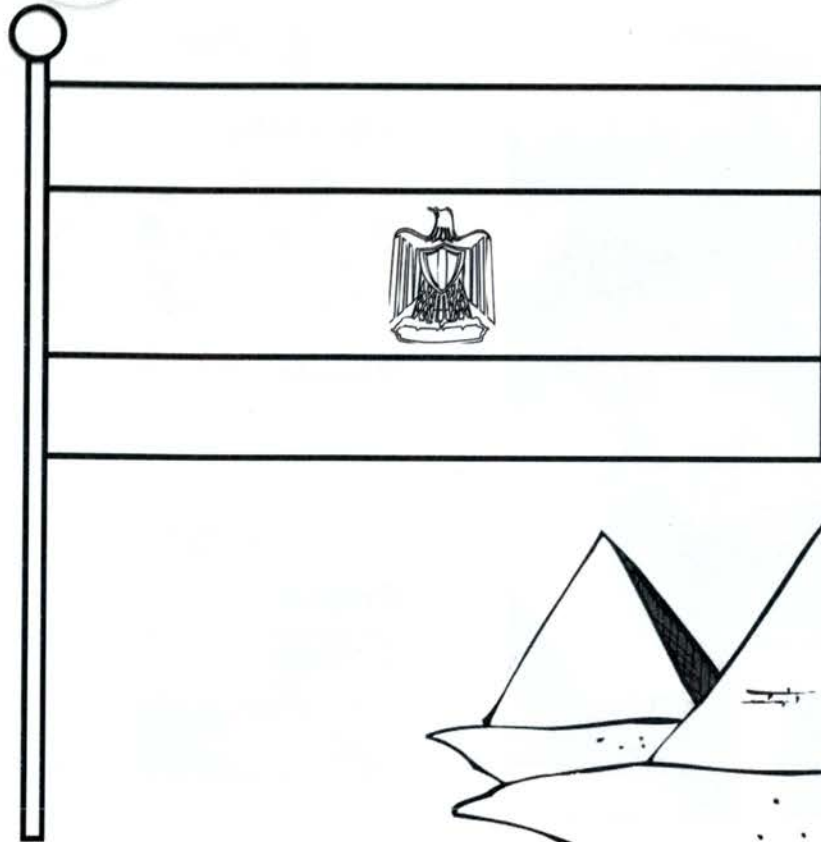
Project



Play time




1 Look and color. Then say







1 Read and color




olives



tomatoes




cheese



bread



cake



pizza



ice-cream

Teacher assessment





1 Listen and point



2 Sing



cow



duck



rabbit



sheep



cat



horse

Vocabulary: cat, cow, duck, horse, rabbit, sheep

 1 Listen and number



 2 Point and say



Vocabulary: cat, cow, duck, horse, rabbit, sheep



It's lunchtime at the farm



1 Listen and point

1

There's a cow.




2

There's a sheep.





Story: It's lunchtime at the farm. *There's a (cow).*

3



4





Think!
? ? What is the problem?



6





We like apples, too.



We feed animals!



 **1 Listen, cut and stick**



 **Go to page 111**







It's lunchtime at the farm



1 Listen and match



2 Color and say



Story: It's lunchtime at the farm There's a (cow).

Let's care for animals!

Values **Unit 6**



1 Look and say



horse



rabbit



cat



I care for animals!




2 Sing and do

Values: *caring for animals*

Let's care for animals



1 Draw what each animal needs



There's a horse

Listening and speaking **Unit 6**



1 Listen and find



2 Look and say



Listening and speaking: *There's a (horse).*

Baby animals



1 Follow and match



Science: Baby animals



n z

Learn sounds with Busy Bee!



1 Listen and repeat



nut



2 Look and find **n** and **z**



nose



nest



zoo



zebra



abcdefghijklmnopqrstuvwxyz



n z

Learn to write with Busy Bee!





1 Trace and copy



2 Look and say. Write n or z

Handwriting practice lines for the letter 'n'. The first row shows a solid 'n', a dotted 'n' with stroke order arrows (1: down, 2: curve), and another dotted 'n'. Below are four rows of horizontal lines with a starting dot on each line for independent practice.

Handwriting practice lines for the letter 'z'. The first row shows a solid 'z', a dotted 'z' with stroke order arrows (1: horizontal right, 2: diagonal down-right, 3: horizontal left), and another dotted 'z'. Below are four rows of horizontal lines with a starting dot on each line for independent practice.



Blank handwriting lines for practicing the words 'peanut' and 'zoo'.



abcdefghijklmnopqrstuvwxyz

 **1** Listen and match



1 syllable

2 syllables

 **2** Listen again and say



1 Read and join

1



There's

a



2



There's

a



3



There's

a



4



There's


a



A model of animals in a barn

Project **Unit 6**

1 Make a model of animals in a barn



2 Look and say



Project: A model of animals in a barn. *There's a (cow).*

 Go to page 95 and 97

Show and tell



1 Show and tell



Unit review **Unit 6**



2 Look and color

Vocabulary



Values



Phonics **n z**




Project



Play time




Follow and match





1 Look and circle the odd one out

1



2



3



4



Teacher assessment



My family's jobs



1 Listen and point



2 Sing



dentist



doctor



firefighter



police officer



teacher



vet



1 Look and say



2 Look and follow



Vocabulary: dentist, doctor, firefighter, police officer, teacher, vet



Our families visit our school



Story **Unit 7**



1 Listen and point



Story: Our families visit our school This is my (mommy). She's/He's a (vet).



3



4





He's a teacher.



Think!
? ? What is the problem?



6



He's a firefighter.




Firefighters are heroes!





1 Listen, cut and stick



 Go to page 109

Our families visit our school




1 Listen and match



2 Color and say



3 Cut and stick



 Go to page 105

Let's listen to adults!



1 Look and say



teacher



doctor



astronaut



2 Sing and do

We listen to adults!

Values: Listening to adults

Let's listen to adults!



1 Listen and number

1 2 3








Values: Listening to adults

She's a dentist!

Listening and speaking **Unit 7**



1 Listen and point



2 Look and say



Listening and speaking: *She's a (dentist). Your turn!*



1 Listen and circle



Listening and speaking: (He's/She's) a (dentist).



V X

Learn sounds with Busy Bee!



1 Listen and repeat



2 Look and circle v and x



vet



six



x-ray



van



violin



abcdefghijklmnopqrstuvwxyz



V X

Learn to write with Busy Bee!



1 Trace and copy



2 Look and say. Write **v** or **x**

Handwriting practice lines for the letter **V**. The first row shows a solid **V**, a dotted **V** with stroke order arrows (1 and 2), and a dotted **V** for tracing. Below are four rows of horizontal lines with a black dot on the top line for starting a letter.

Handwriting practice lines for the letter **X**. The first row shows a solid **X**, a dotted **X** with stroke order arrows (1 and 2), and a dotted **X** for tracing. Below are four rows of horizontal lines with a black dot on the top line for starting a letter.



Handwriting practice lines for the letter **6**. The first row shows a large pink **6** and a dotted **6** for tracing. Below are four rows of horizontal lines with a black dot on the top line for starting a letter.




abcdefghijklmnopqrstuvwxyz **V** **w** **X** yz


Let's learn about words!

Listening and speaking **Unit 7**



1 Listen and circle the middle letter

1 a e o 

2 a e o 

3 a e o 

4 a e o 



2 Look and circle g. Then listen and put a ✓ if you can hear g

1  egg

2  eight

3  yogurt

4  traffic lights



Look, join and trace

1



He's a firefighter.

He's a firefighter.

2



He's a teacher.

He's a teacher.

3



She's a vet.

She's a vet.

He's an astronaut!



1 Listen and say



space



Earth




moon




rocket



2 Look, point and say



3 Follow and color the astronauts
red and blue





1 Look and circle the differences



2 Say



English in the classroom: Social Studies: People who help us

A matching game



1 Make and play a matching game



2 Look and say



Project: A matching game He's a (doctor).

Go to page 97

Show and tell



1 Show and tell



Unit review **Unit 7**



2 Look and color

Vocabulary



Values



Phonics **V X**




Project



Play time



Look and match





1 Look and circle the odd one out

1



2



3



4



Teacher assessment



My summer games



1 Listen and point



2 Sing



bike



kite



scooter



slide



swing



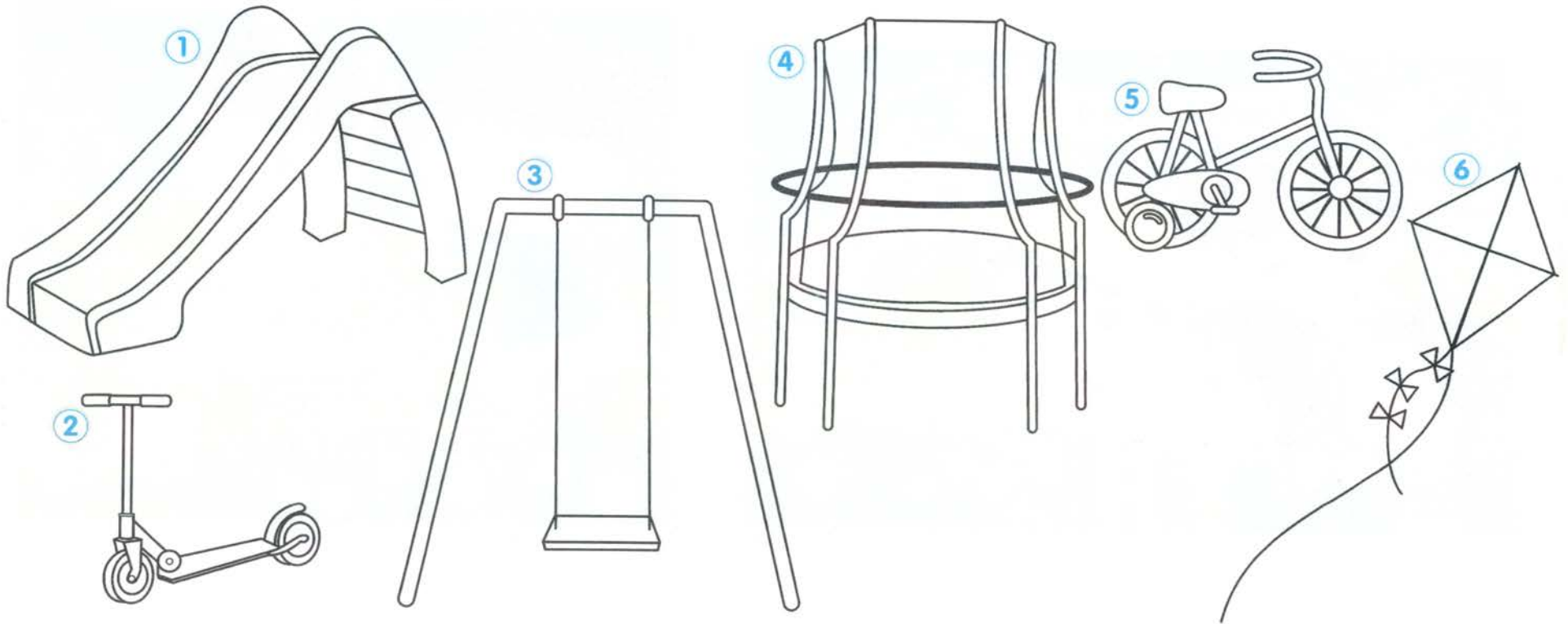
trampoline



1 Look and say



2 Listen and color



Vocabulary: bike, kite, scooter, slide, swing, trampoline

Let's fly a kite!




1 Listen and point



Story: Let's fly a kite! I've got a (bike). Have you got a (kite)? Yes/No.






Think!
? ? What is the problem?



**We help
each other!**



1 Listen, cut and stick



 Go to page 113

Let's fly a kite!



1 Listen, match and say



Let's be safe!

Life skills **Unit 8**



1 Look and say



bike



scooter



trampoline




2 Sing and do




We are safe!




1 Look, choose and circle



2 Color



3





Learn sounds with Busy Bee!



1 Play the game



2 Look and sing

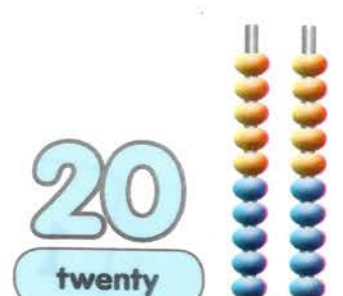
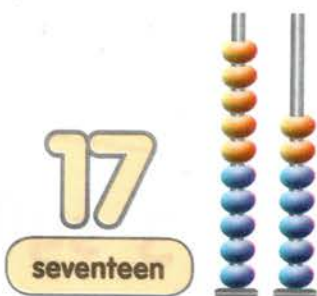
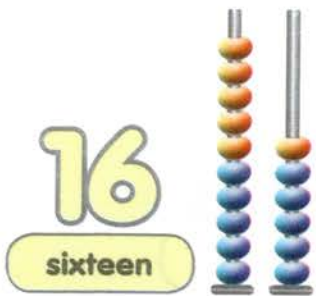
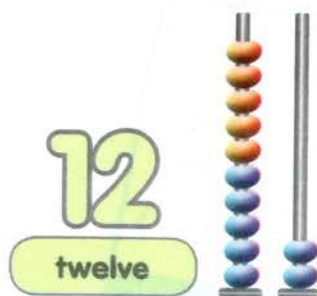
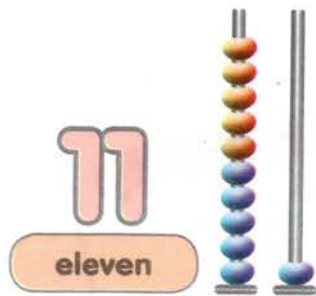
abcdefghijklmnopqrstuvwxyz

Learn numbers with Busy Bee!

Math **Unit 8**



1 Listen and count



2 Sing a song

Let's learn about words!

Listening
and speaking

Unit
8



1 Listen and match



1 syllable

2 syllables

3 syllables



2 Listen again and say



Look, trace and write

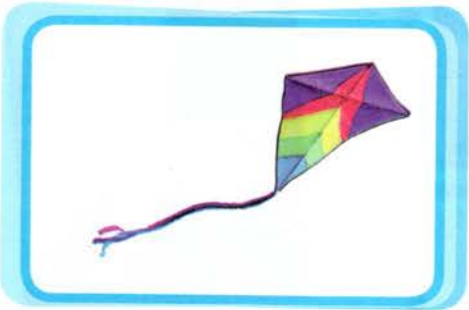
1



bike

Blank handwriting lines for practicing the word 'bike'.

2



kite

Blank handwriting lines for practicing the word 'kite'.

3



swing

Blank handwriting lines for practicing the word 'swing'.

Let's stay safe!



1 Listen and say

1



Throw trash here.

2



Don't throw trash.

3



Walk!

5



Go!

4



Stop!

Show and tell



Unit review **Unit 8**



2 Look and color

Vocabulary



Life skills



Phonics



Project



Play time



1 Look and say. Write

s t u v w x y z



s











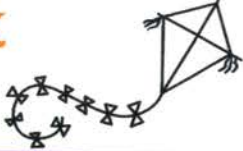



















1 Look and say



2 Color

a 	b 	c 	d 		
e 		g 	h 	i 	j 
k 	l 	m 	n 	o 	p 
q 	r 	s 	t 	u 	v 
w 	x 	y 	z 		


Play time



1 Look and color



2 Trace




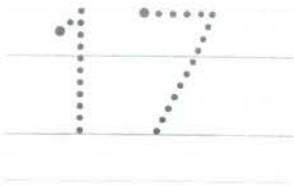

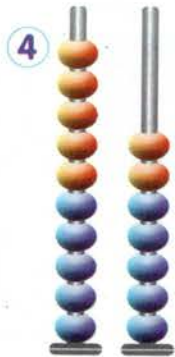





Get ready

Stop

Go



1 Count, match and trace



Teacher assessment





Review 2

Vocabulary



1 Listen and point

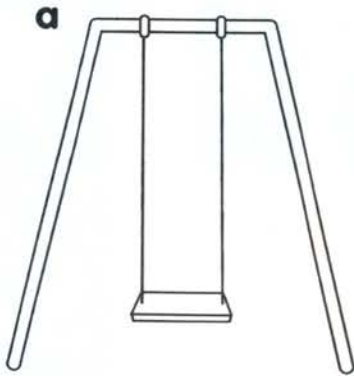


2 Color the star





1 Look and match





2 Color and say



Revision of vocabulary

 **1 Listen and color**



 **1** Listen and number



Blank writing box with three horizontal lines.



Blank writing box with three horizontal lines.



Blank writing box with three horizontal lines.



Blank writing box with three horizontal lines.

Revision of language



1 Play the game



4



6





1 Listen and point



2 Color and say



a



b



c



d



e



f



g



h



i



j



k



l



m



n



o



p



q



r



s



t



u



v



w



x



y



z




Revision of vocabulary



1 Cut, color and stick



2 Play the game



Revision of language and vocabulary from units 5–8

 Go to page 101-103



1 Listen and point

1



2



3




4



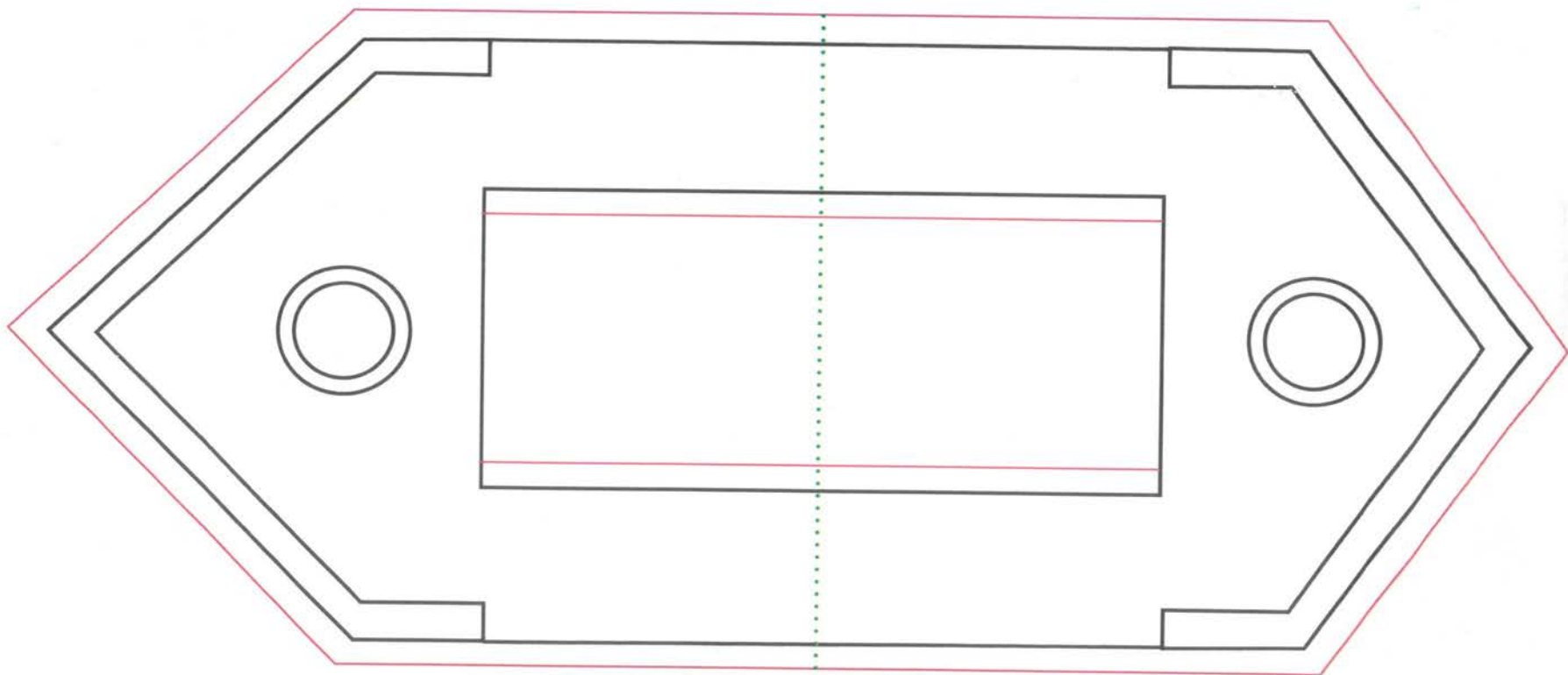
2 Act

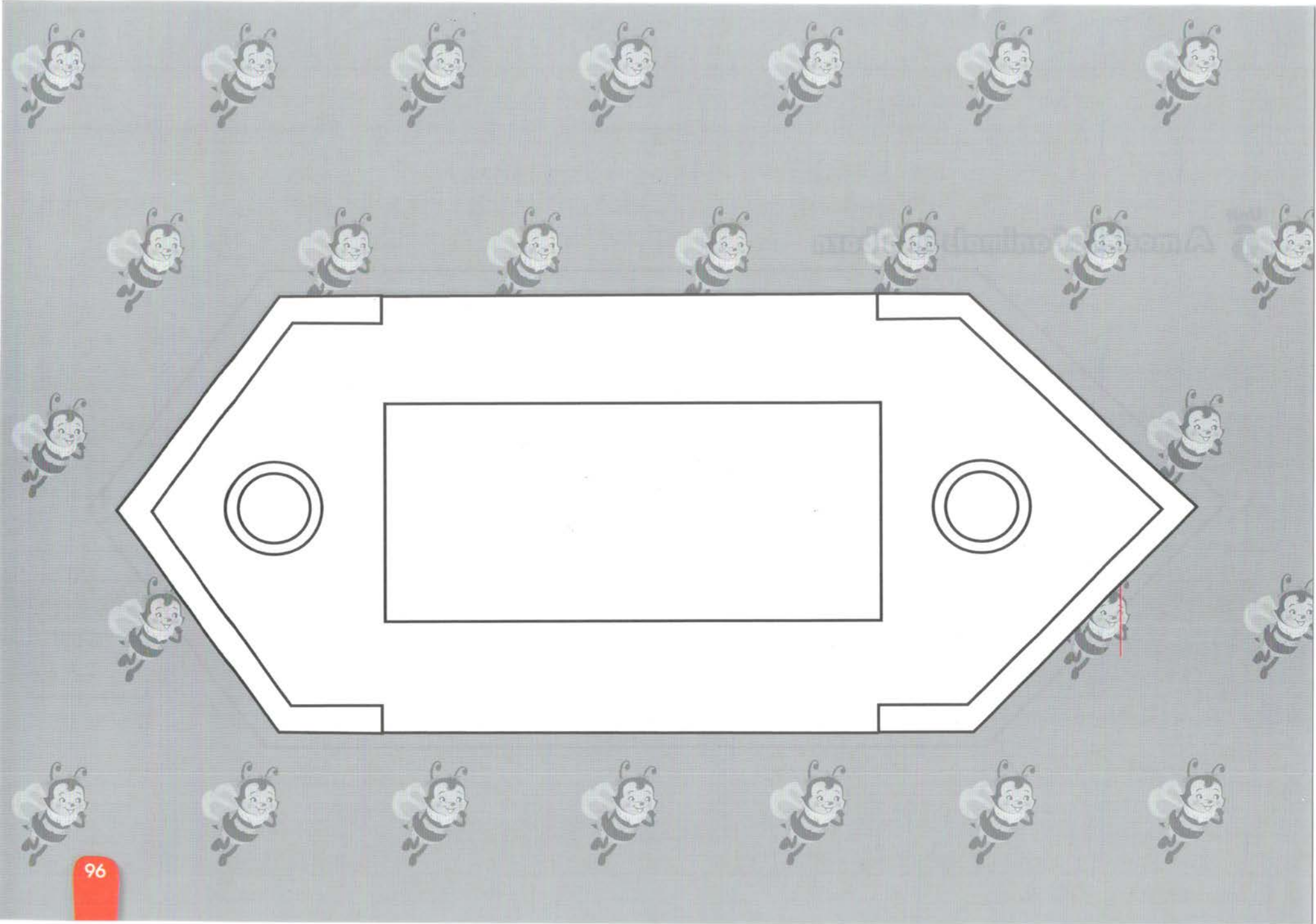
Revision of language and vocabulary

Cut-outs




Unit
6 A model of animals in a barn




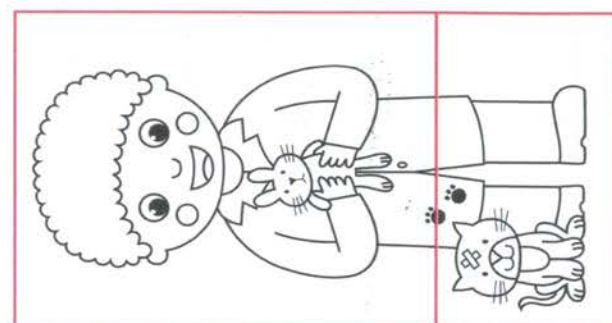







Unit
6 A model of animals in a barn



Unit
7 A matching game






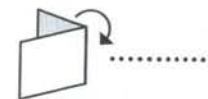
Unit
5


Can I have some cake, please?




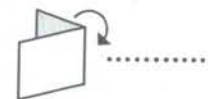



Review
2 Craft



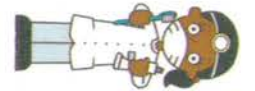




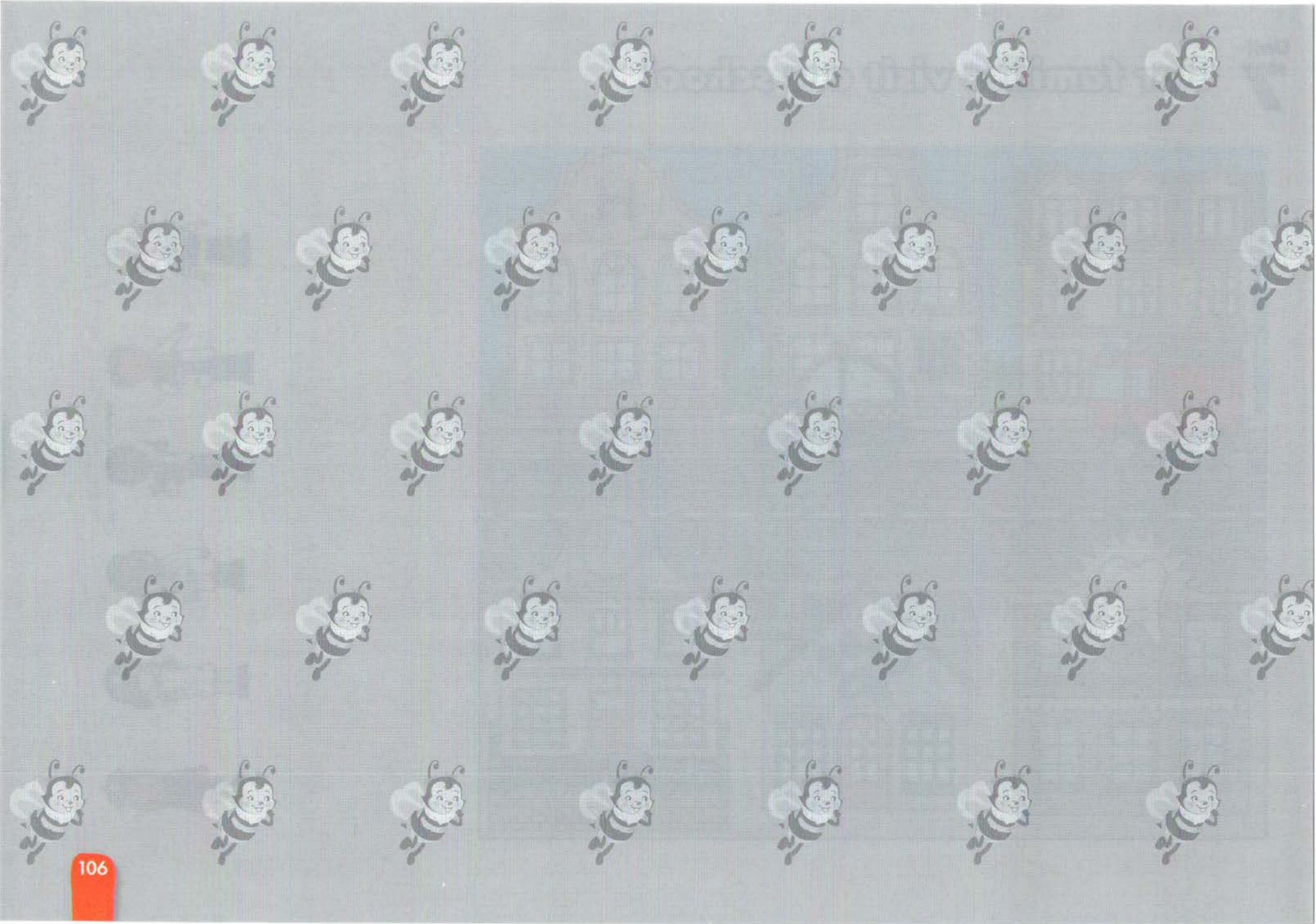
Review
2 Craft






Unit
7 Our families visit our school





Unit
5 Our birthday party





Unit

6 Our families visit our school





Unit


6 It's lunchtime at the farm





Unit
8 Let's fly a kite!







Egyptian International Publishing Company – Longman



10a Hussein Wassef Street
Messaha Square
Dokki
Giza
Arab Republic of Egypt

Copyright © 2018 held jointly by special agreement between the Egyptian Ministry of Education and Technical Education and the Egyptian International Publishing Company - Longman



York Press Ltd.
322 Old Brompton Road
London SW5 9JH
England

Pearson Education Limited

Edinburgh Gate
Harlow
Essex CM20 2JE
England
and Associated Companies throughout the world

First Published 2018

ISBN 978-977-16-1518-7

Deposit 22530/2018

Printed by Misr for printing

The rights of Claire Medwell, Wendy Cherry and Emma Wilkinson to be identified as authors of this Work have been asserted by them in accordance with the Copyright, Designs and Patents Act 1988.

All rights reserved; no part of this publication may be reproduced, stored in a retrieval system or transmitted in any form or by any means, electronic, mechanical, photocopying, recording or otherwise, without the prior written permission of the copyright holders.

Acknowledgements

Photographs sourced by York Press and pictureresearch.co.uk

The Publishers are grateful to all those who have given permission to reproduce copyright material.

Alamy/ Myrleen Pearson for p36, p38 and p63 making bed; Getty Images/ KidStock for p39 laying table; iStockphoto/ shapechange for p12 walk / monkeybusinessimages for p16 running; Shutterstock/ Michael Dechev for p2 jumper / shipfactory for p2 elephant / Eric Isselee for p2 monkey / Anastasiia Skorobogatova for p2 strawberry / Iurii Kachkovskiy for p2 orange / Nanisimova for p4 jacket / Phovoir for p4 cap / Natikka for p4 egg / Tim UR for p4 apple / MicroOne and Nerthuz for p4 book / Koltsov for p5 boy washing face / Melissa King for p10 jump / worker for p10 run / Sergei Kolesnikov for p10, p14, p46, p56, p57 and p71 kicking boy / Volodymyr Tverdokhib for p10 centre left / Monkey Business Images for p10 centre / A_Lesik for p10 centre right / Rob Hainer for p12 climb / Africa Studio for p12 run, p12 skip, p52 centre, p58 get up and p58 eat lunch / glenda for p12 kick / Artem Kutsenko for p14, p33, p46 and p69 apple / Gelpi for p16 running girl / Svetlana Maslova for p16 ball 1 / Dakalova Iuliia for p16 ball 2 / Bildagentur Zoonar GmbH for p16 ball 3 / jocic for p16 ball 4 / marinomarinini for p16 ball 5 / Stepan Bormotov for p16 ball 6 / Hurst Photo for p16 ball 7 / Ivonne Wierink for p16 ball 8 / Littlekidmoment for p22 boy / Tatiana Popova for p24 and p32 guitar / Boiko Y for p24 piano / Billion Photos for p24 drum / Arvind Balaraman for p27 boy 1 / Jeka for p27 girl 2 / Samuel Borges Photography for p27 boy 3 and p54 boy left / Sashkin for p27 drum / Vereshchagin Dmitry for p27, p28, p31 and p46 guitar / kak2s for p28, p31, p32 and p46 piano / Jirka Bursik for p38 bathroom / Halfpoint for p38 cleaning teeth / Duplass for p39 making sandwich / somsak nitimongkolchai for p39 tying shoe / Serhiy Kobayakov for p50 girl / ladybirdstudio for p52 get up / Noam Armonn for p52 eat breakfast / Blaj Gabriel for p52 go to school / Dragon Images for p52 centre left and p61 go to school / Olesia Bilkei for p52 centre right / ESB Professional for p54 boy right / Grin Maria for p56, p57, p61 queen / Anna Grigorjeva for p58 go to bed / AlinaMD for p58 and p59 morning / azarinelli for p58 and p59 noon / Andrey Uraev for p59 sunset

Commissioned photography by Graham Alder at MM Studios, Oxford, UK

Picture credits

The Publishers would like to thank the following for their kind permission to reproduce their photographs:

Commissioned photography by Graham Alder at MM Studios, Oxford, UK

Illustrators: Ilias Arahovitis (Beehive Illustration), Henrique Brum (Beehive Illustration), Fhiona Galloway (Beehive Illustration), Gary Joynes (Beehive Illustration), Adam Linley (Beehive Illustration), John Lund (Beehive Illustration), Faye Robson (Beehive Illustration)

Every effort has been made to trace the copyright holders and we apologize in advance for any unintentional omissions. We would be pleased to insert the appropriate acknowledgement in any subsequent edition of this publication.



Connect is a new and innovative course specially designed for learning based on life skills and citizenship education.

- Exciting stories, catchy songs and motivating craft activities
- Engaging characters that children will identify with
- Pre-emergent reading and writing skills including phonics
- A syllabus for learning new age-appropriate skills for home and school
- An emphasis on values for young learners

Connect provides the complete package for learning based on life skills and citizenship education.

Student's Book

Teacher's Guide

Class Audio CD



The course has been designed in alignment with the curriculum framework set by the Ministry's Center for Curriculum and Instructional Materials Development (CCIMD).



Size 27.5 x 19.5 cm
Extent 120 pp
Colour 4/4
Grammage 180/70 gm

رقم الكتاب
٤٠٣٨/٣٠/٢٥/٢٢/٢/٧٢