

حفظ وكتابة الكلمات بالدفتر صفحة 35



1 carry يحمل



4 dream يحلم



7 score يسجل هدف



10 jump يقفز



2 call يتصل



5 laugh يضحك



8 cry يبكي




11 prefer يفضل



3 climb يتسلق



6 shout يصرخ



9 wait ينتظر



12 drop يسقط

فهم وتطبيق قاعدة الماضي وكتابة الافعال بالدفتر | صفحة 36: 37

تكوين الجملة
المثبتة
affirmative

S + V2

Ahmed played soccer yesterday.
لعب احمد الكرة امس

كتابة
بالدفتر

| | | |
|-------|---|---------|
| Call | → | called |
| Climb | → | climbed |
| Dream | → | dreamed |
| Laugh | → | laughed |
| Wait | → | waited |
| Jump | → | jumped |
| shout | → | shouted |

تضيف d فقط لأن الفعل انتهى بحرف e

| | | |
|-------|---|--------|
| Score | → | scored |
| Love | → | loved |

تقلب y في اخر الفعل الى i وتضيف ed

| | | |
|-------|---|---------|
| Cry | → | cried |
| Carry | → | carried |

تبدل الحرف الساكن في اخر الفعل

| | | |
|--------|---|-----------|
| Drop | → | dropped |
| Prefer | → | preferred |

تضيف ed فقط اذا انتهى الفعل بحرف y وقبله حرف

| | | |
|------|---|--------|
| play | → | played |
|------|---|--------|

عله

تكوين الجملة
المنفية
negative

S+ didn't + V1

Ahmed didn't play soccer yesterday.
لم يلعب احمد الكرة امس

ملاحظات

V1 هو الفعل بالزمن المضارع | V2 هو الفعل بالزمن
الماضي | S هو الفاعل he - she - we

10/10

Stories

الوحدة 3 | القصص

Complete with the affirmative or negative formاكملني بفعل مثبت
او منفي

- 1- He (play)soccer
- 2- She (not\wait) for the bus.
- 3- Noura (carry) the books the class.

Rearrange the sentence

رتبي الجمل

- 1- jumped \ Hanan \ with \ her friend \ rope .
- 2- her pencil \ drop \ She \ didn't .
- 3- scored \ He \ a goal .

Writ the past formاكتبني الفعل
الماضي

- 1- play
- 2- carry
- 3- shout
- 4- dream
- 5- prefer

1. She _____ rope with Ali yesterday.



A jumps B jumped

2. She _____ rope with Ali everyday.



A jumps B jumped

3. Emma _____ the books to the class last day.

A carried B carried

4. Mona climbed the tree but Ali _____ the tree.



A didn't climb B didn't climbed

5. He _____ a goal in the game.



A scoreed B scored

6. They _____ ice cream.



A prefered B preferred

7. she _____ basketball yesterday.



A played

B plaied

أوراق العمل هذه سوف يتم توزيعها على الطالبات
تحل وتصحح ثم توضع بالملف

1. waited She the for bus.






2. didn't play soccer. He

3. didn't She the climb tree.

4. the books dropped in class. Amal the

الواجب : تمرين استماع وتقييم شفهي ← حل التمرين صفحة 153

بعد حل التمرين
تصحح الطالبة
اجابتها

| | | | | | |
|----------|---|---|---|---|--|
| المناسب |  |  |  |  |  |
| Good day | ✓ | | | | ✓ |
| Bad day | | ✓ | ✓ | ✓ | |

2 Listen again and complete the notes.

- The kids were in class doing their projects.
- Wafa played the piano because she likes music.
- Nouf dropped the teacher's books.
- Aisha cried because of the story.
- Khadija jumped on the chair.
- The teacher was angry with Khadija.
- Asma's day was good fun.
- The teacher liked Asma's homework.

اسمعي وضعي الكلمة في الفراغ المناسب

dropped
homework
good fun
jumped
cried
played
angry

3 Answer the questions about your day.

How was your day at school yesterday?

- It was a good day; I played soccer with my friends.
It was a bad day; I didn't do my homework.
It was a good day; I carried the teacher's book to the class.
It was a bad day; I cried after listening to the lesson story.
It was a bad day; I dropped the teacher's book in the class.
It was a good day, I played and laughed with my friends.

سؤال تقييم شفهي

مع إجابات متعددة
احفظي إجابة واحدة

3

حفظ وكتابة الكلمات بالدفتر صفحة 40

watered

سقى



stopped

توقف



invited يدعو شخص او عزم

Do you want to play video games?



robbed

سرق



e-mailed

ارسل ايميل



needed

احتاج



fixed

اصح



planted

زرع

top goal u3 stories page40 vocabulary

Date: _____

Name: _____

1. plant needed fixed

My dad _____ my computer last day. It was broken.

2. e-mailed invited robbed

My friend _____ me to visit her house last week.

3. invited stopped watered

We _____ studying after 2 hours.

4. fixed needed robbed

I _____ to buy more pens and books for school .

5. e-mailed needed watered

Mom _____ the garden yesterday.

6. stopped e-mailed needed

The teacher _____ my mom yesterday to tell her about the exam.

ورقة عمل توزع على
الطالبات ثم تصحح
وتوضع بالملف

تمرين على الكلمات صفحة 40

[رابط لعبة تعزيزية](#)Complete the sentences:

fixed - invited - e-mailed - needed

1- My friend invited me to visit her house.2- My teacher e-mailed my mom to tell her about the exam.3- I needed to buy more books for school.4- My dad fixed my computer last day.



abdulamri2

الماضي البسيط (3) Past Simple

استخدم الماضي البسيط للحديث عن الأفعال التي انتهت في الماضي.
السؤال في الماضي البسيط يكون:

مصدر الفعل (التصريف الأول) + الفاعل + Did +

Did + (I, You, He, She, It, We, They) + work

تحدث الإنخريه 2014 @abdul_amri

تركيبية السؤال في الماضي البسيط هو نفسه بالنسبة للأفعال المنتظمة والغير المنتظمة

مثال:

Did Fatima buy a new shirt?

No, she bought new pants.

أو

(No, she didn't)

Did Omar sleep late today?

Yes, he slept until 11:30 AM!

أو

(Yes, he did)

فهم وتطبيق قاعدة كتابة السؤال بالزمن الماضي صفحة 41

بعد فهم القاعدة نطبق
على التمرين
ثم نصحح

تمرين تكوين سؤال بالزمن الماضي والاجابة عليه

2 Order the words to make questions.

1 you / to / Did / parents / take / school / your / ?

Did your parents take you to school?

2 to / help / ? / your / Did / teacher / ask / you / her

Did your teacher ask you to help her?

3 your / Did / call / you / ? / friends

Did you call your friends?

4 homework / Did / do / you / your / ?

Did you do your homework?

Answer the questions:

1-Did mom watered the flowers?

No, she didn't

2- Did Ali and Bader fix the car?

NO, they aren't didn't

3- Did dad stop working?

Yes, he did

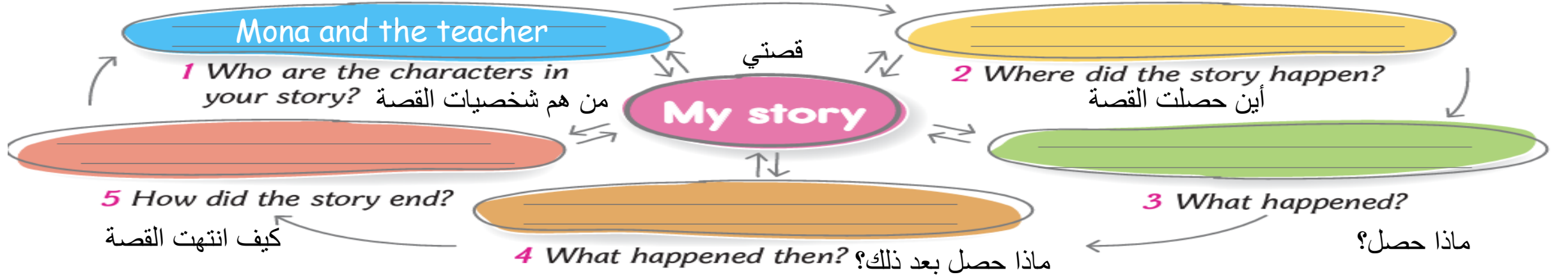
4-Did the bus arrive late?

Yes, it did

كتابة قصة قصيرة بالدفتر | صفحة 157

اكمل خارطة المفاهيم بأفكارك لكتابة قصة قصيرة

3 Complete the mind map with your ideas.



4 Now write your story. Use your answers in Exercise 3 to help you.

قواعد الكتابة باللغة الإنجليزية

1- كتابة العنوان بوسط الصفحة والحروف كبتل

ونضع تحته خط

2- نترك مسافة 5 حروف قبل اول جملة فقط

3- نترك مسافة حرف بين الجمل

تكتب الطالبة قصة قصيره سطرين او ثلاثة | تستخدم

الكلمات الجديدة بالوحدة | تستخدم قاعدة الماضي

البسيط | تراعي قواعد الكتابة وعلامات الترقيم

اكمل خارطة المفاهيم بأفكارك لكتابة قصة قصيرة

كتابة قصة قصيرة بالدفتر | صفحة 157

3 Complete the mind map with your ideas

مثال | نموذج اجابة



4 Now write your story. Use your answers in Exercise 3 to help you.

Mona and The Teacher

Yesterday was a bad day for Mona. She carried the teacher's books to the class. She was in trouble because she jumped and dropped the books. The teacher was angry but Mona said sorry to her.

الواجب : كتابة القصة بالدفتر

مشروع الوحدة صفحة 45 | المشروع سوف يتم تطبيقه داخل الصف مع المعلمة

Project



Write a school play.

Work in groups and:

- think about a story you want to perform.
- decide who your characters are and the setting.
- write your play.
- decide who is going to play each character and rehearse.
- present your play to the class.



شرح يوتيوب للوحدة كاملة مفيد جدا ارجو متابعته كاملا

الحصة القادمة: مراجعة الوحدة | تقييم وورق عمل