

كتاب تعليم الرياضيات
لرياض الاطفال
بكل سهولة


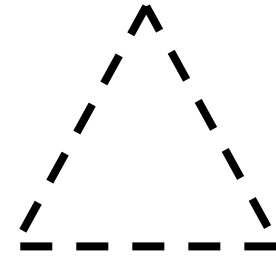
موقع ملزمتي
التعليمي

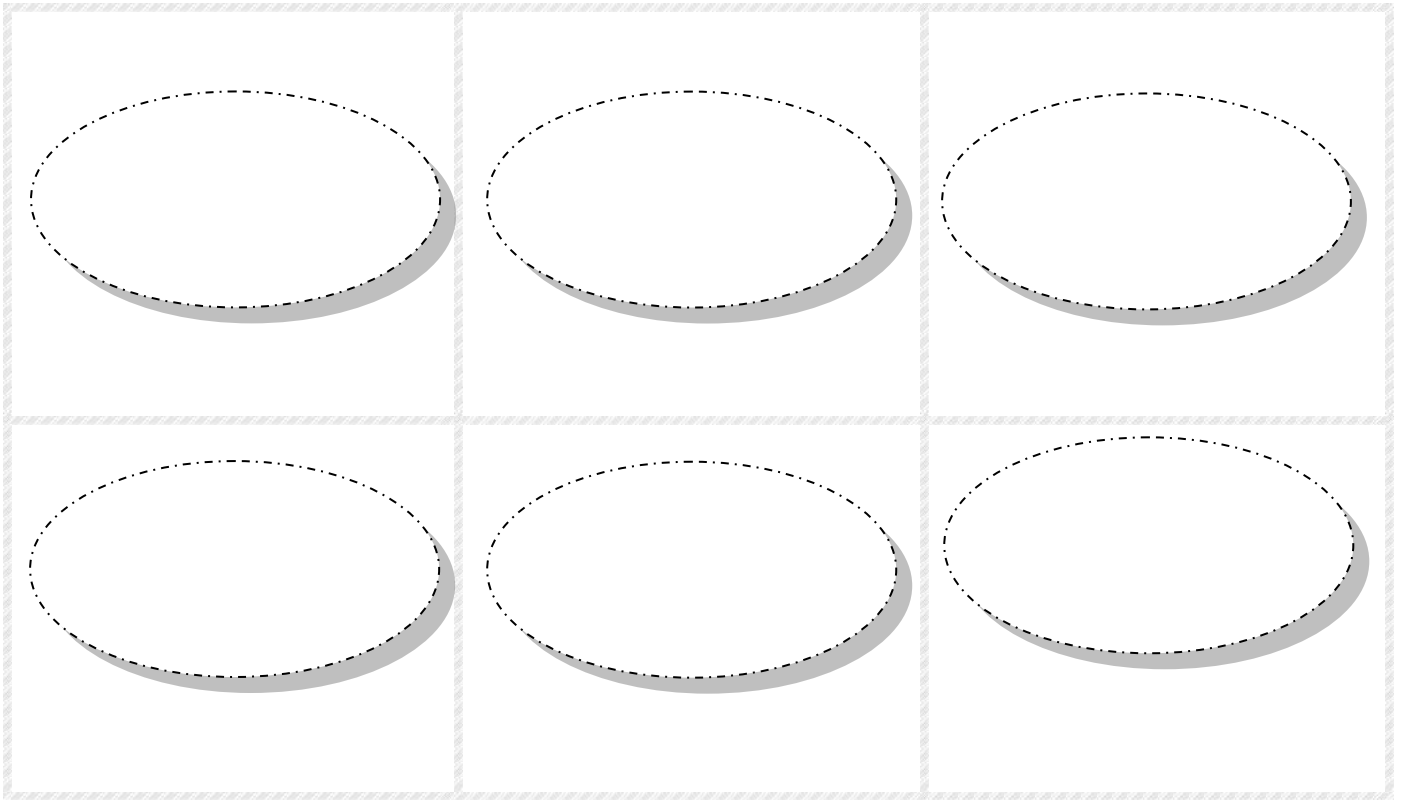



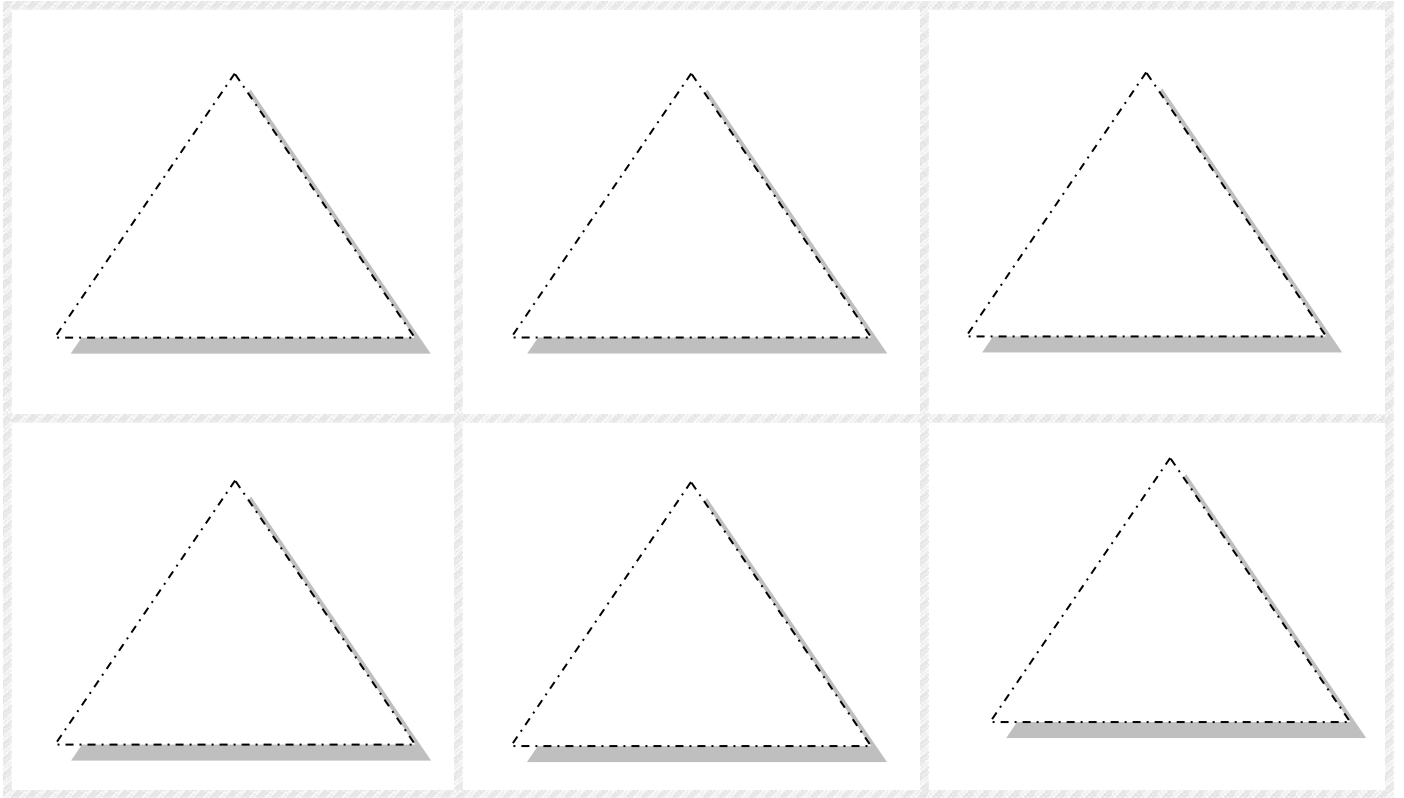
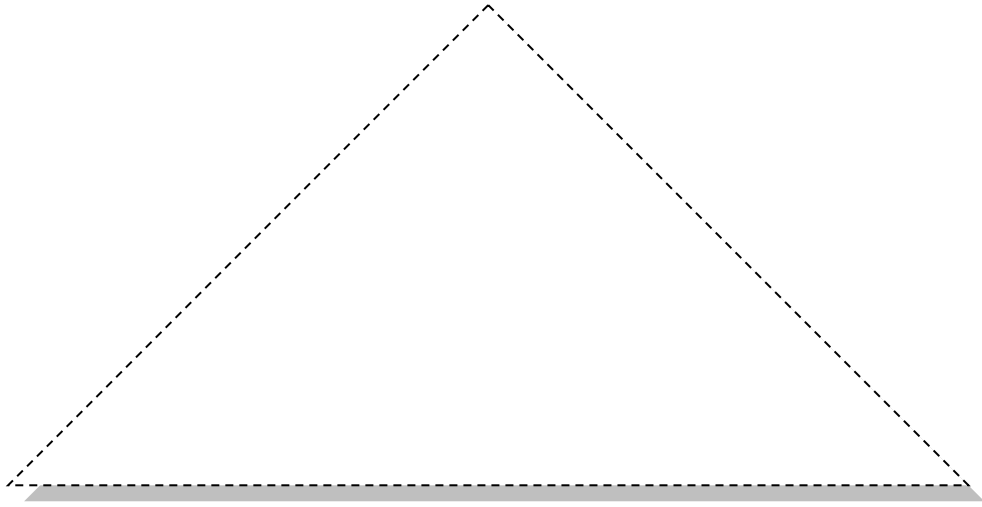
اسم الطفل:

الفصل:

الخطوط









..... مدرسة


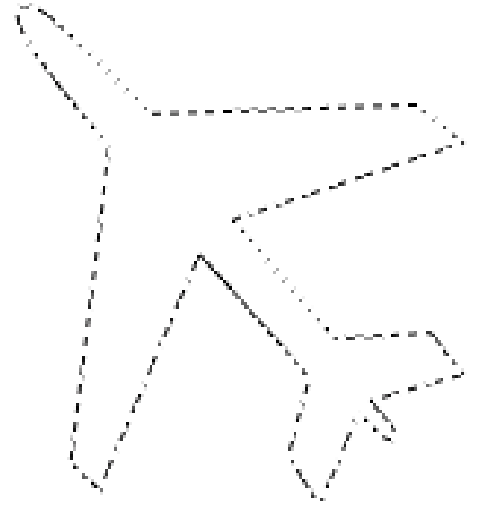
..... إدارة


--

* ارسم بقلمك على الأشكال المنقطة:



* ارسم بقلمك على الاشكال المنقطة:







*رقم (1) :|

1

1

1





*رقم (2):

2

2

2

مراجعة على رقم 1 ، 2

2

1

((تدريب))

* وصل:






2



1

* اكتب الرقم الدال على الصورة:









*رقم (3) :

3

3

3






* رقم (4) :

4

4

4







*رقم (5) :

5

5

5



مراجعة على رقم 3 ، 4 ، 5

5	4	3



((تدريب))


* وصل:



3







4



5

* اكتب الرقم الدال على الصورة:



((تدريب من رقم 1 إلى 5))


* عد ووصل بالرقم المناسب:



5

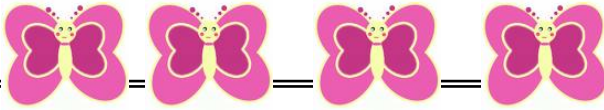


2



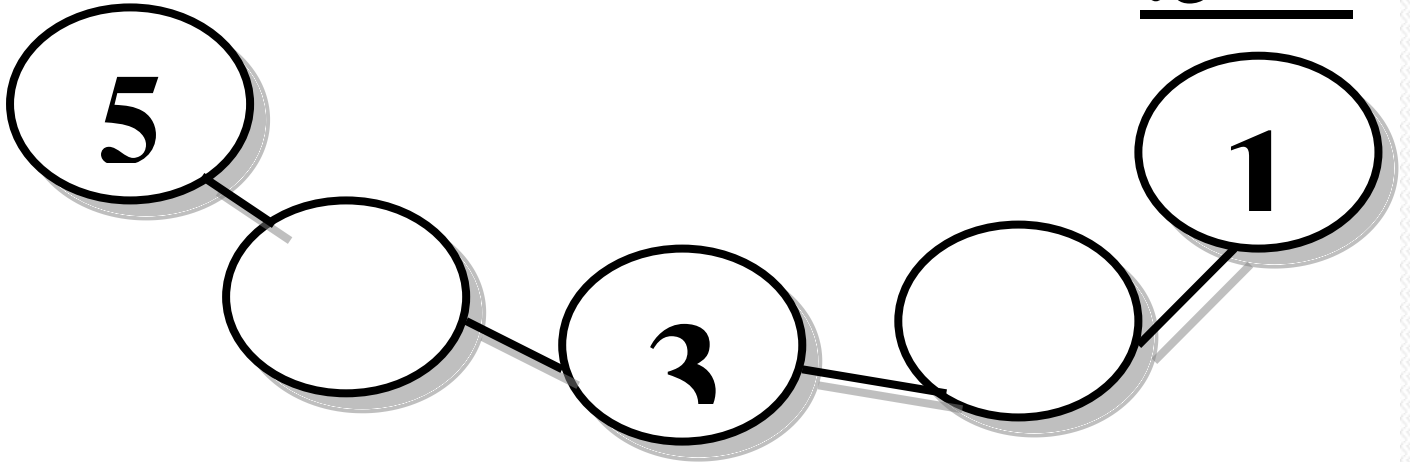
4

3



1

* أكمل:








*اختر الرقم المناسب من بين الأقواس:



(5-2-1)*




(4-2-3)*



(5-4-3)*



(5-3-4)*

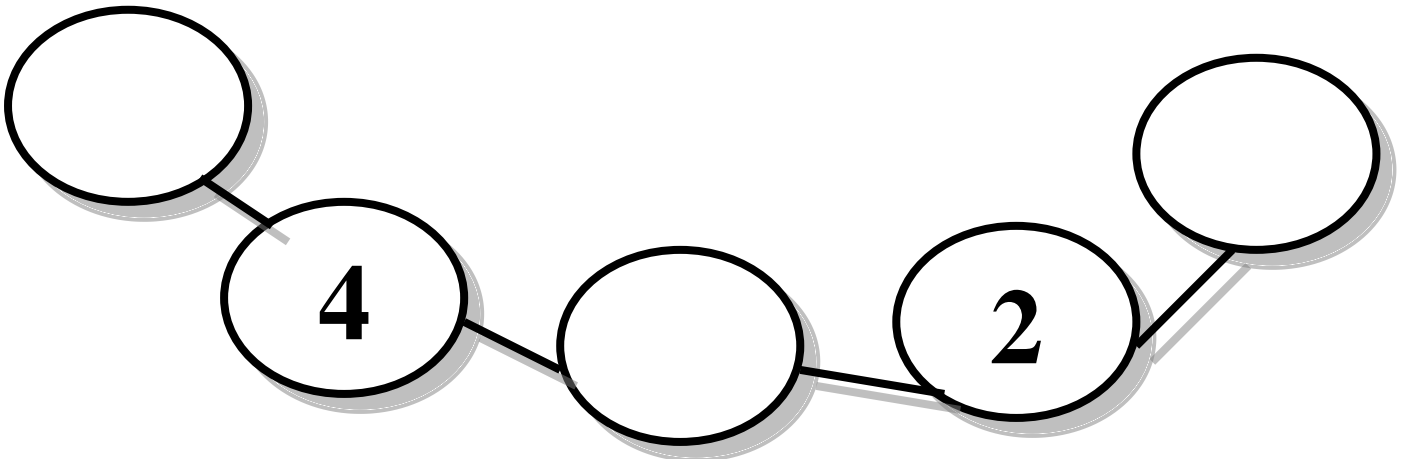


(5-3-1)*




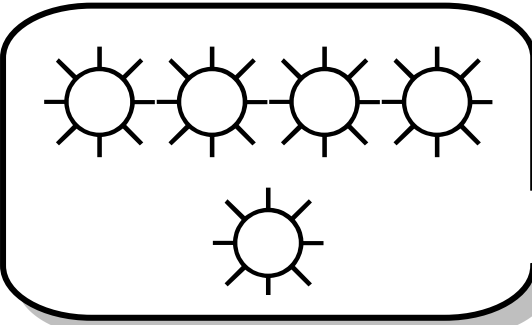
(3-4-2)*


*أكمل:





* عد وأكتب الرقم المناسب:












*رقم (6):

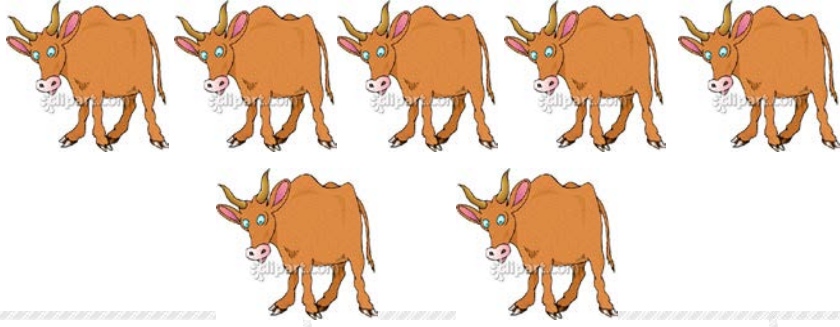
6

6

6








*رقم (7):

7

7

7







*رقم (8):

8

8

8




((تدريب))

* أكمل:


A maze puzzle featuring two cartoon images of SpongeBob SquarePants. The maze starts at the top left with the number '5' and ends at the top right with the number '2'. The path is a single continuous line connecting the two numbers through a series of empty oval shapes.

((تدريب))

* أكمل:




5



7



3



4

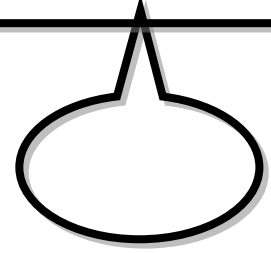
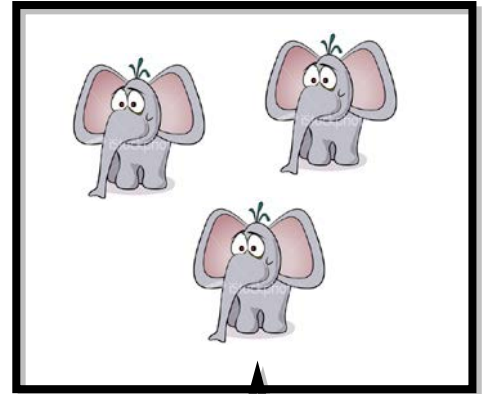
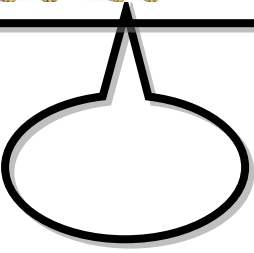

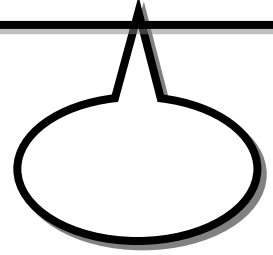

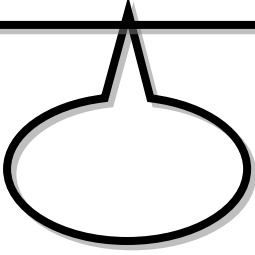
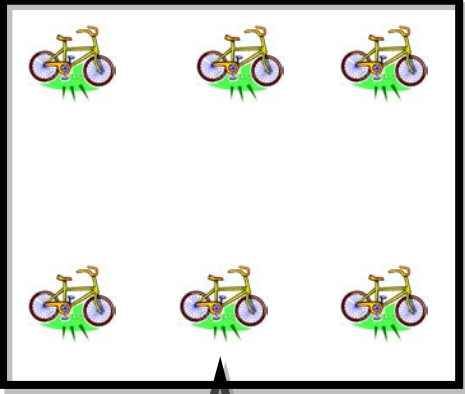


8



((تدريب))

* أكتب العدد المناسب:



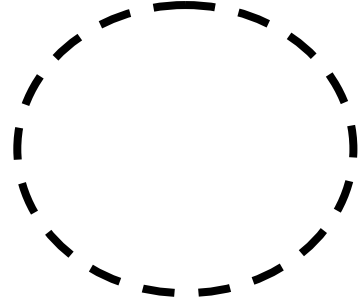



((الاشكال الهندسية))



((الدائرة))

*أكمل:

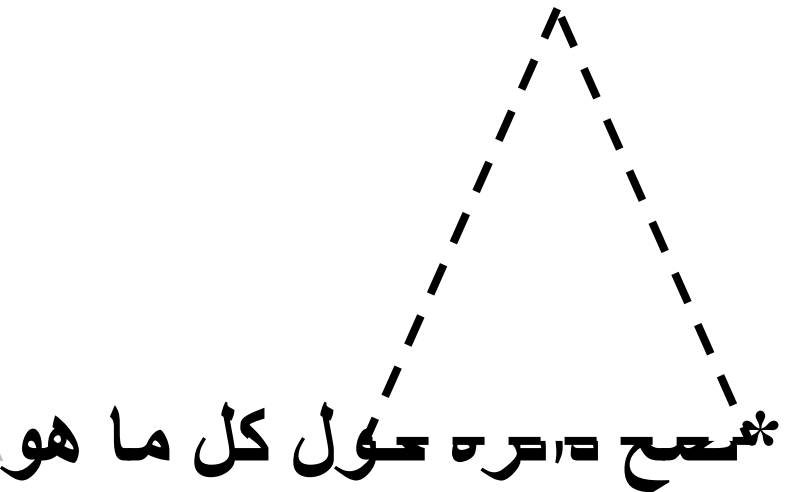
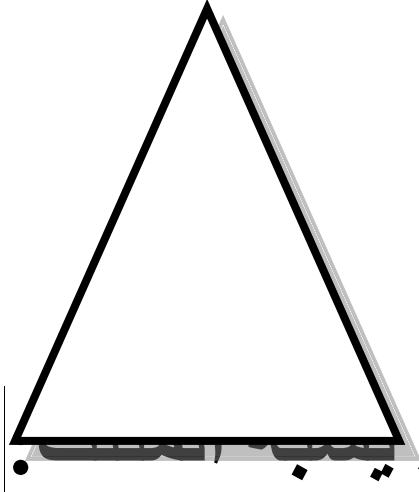



*ضع دائرة حول كل ما هو يشبه الدائرة:



((المثلث))

*أكمل:



*صحح دائرة حول كل ما هو مثلث.

((المستطيل))

*أكمل:



*ضع دائرة حول كل ما هو يشبه المستطيل:






((المربع))


*أكمل:



*ضع دائرة حول كل ما هو يشبه المربع:









*رقم (9):

9

9

9





*رقم (10)

10

10

10

((ترتيب))

*** وصل:**



2



10



4



9



6



5



8

*** أكمل:**

2

4

1

5

2


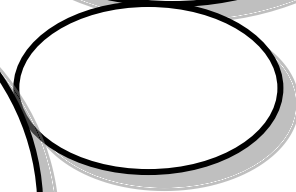

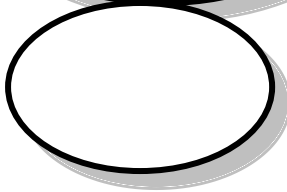

6

3


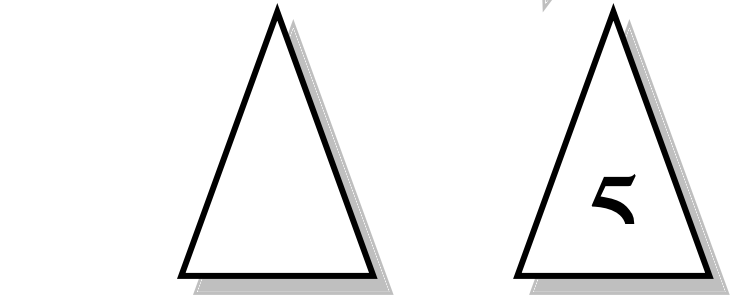


7

5

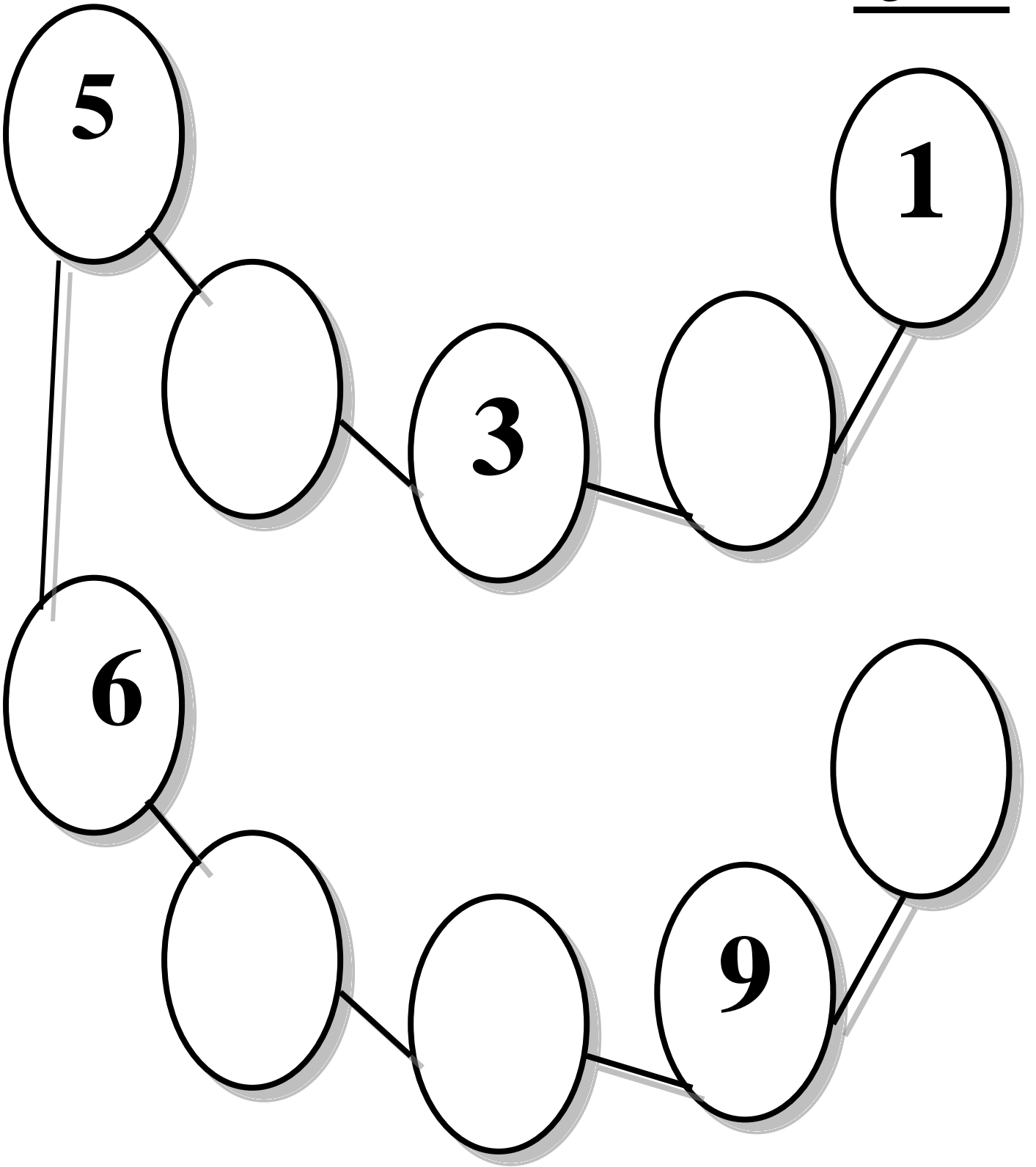
*** عد وأكتب الرقم:**



* أكتب الرقم الذي يلي هذا الرقم:



*أكمل:





*أكمل:





A staircase diagram with 15 steps. The numbers on the steps are: 1, 4, 9, 7, 5, and an empty box. The text '*أكمل:' is written next to the empty box.

* عد و اكتب الرقم:













* عد و اكتب الرقم:











رقم (11):

11

11

11



رقم (12):


12	12	12

أكمل:



		4			1
	11			8	

*أكمل:



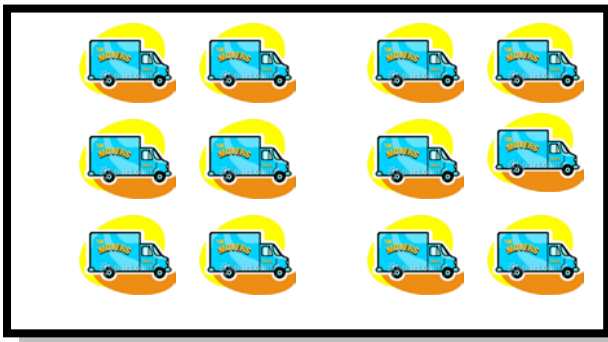


*وصل:

10

11

12

9



*** أكتب الرقم الذي يلي هذا الرقم:**

8

9

10

11





*رقم (13):

13

13

13






***رقم (14):**

14

14

14





*رقم (15):

15


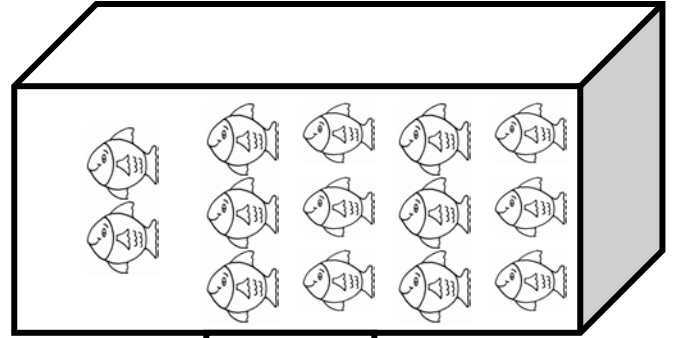

15

15

***أكمل:**

			2	
				6
			12	


***عد واكتب الرقم:**




*اختر مما بين الأقواس:




(14 - 12 - 13)



(13 - 15 - 14)



(14 - 12 - 13)



(13 - 12 - 11)

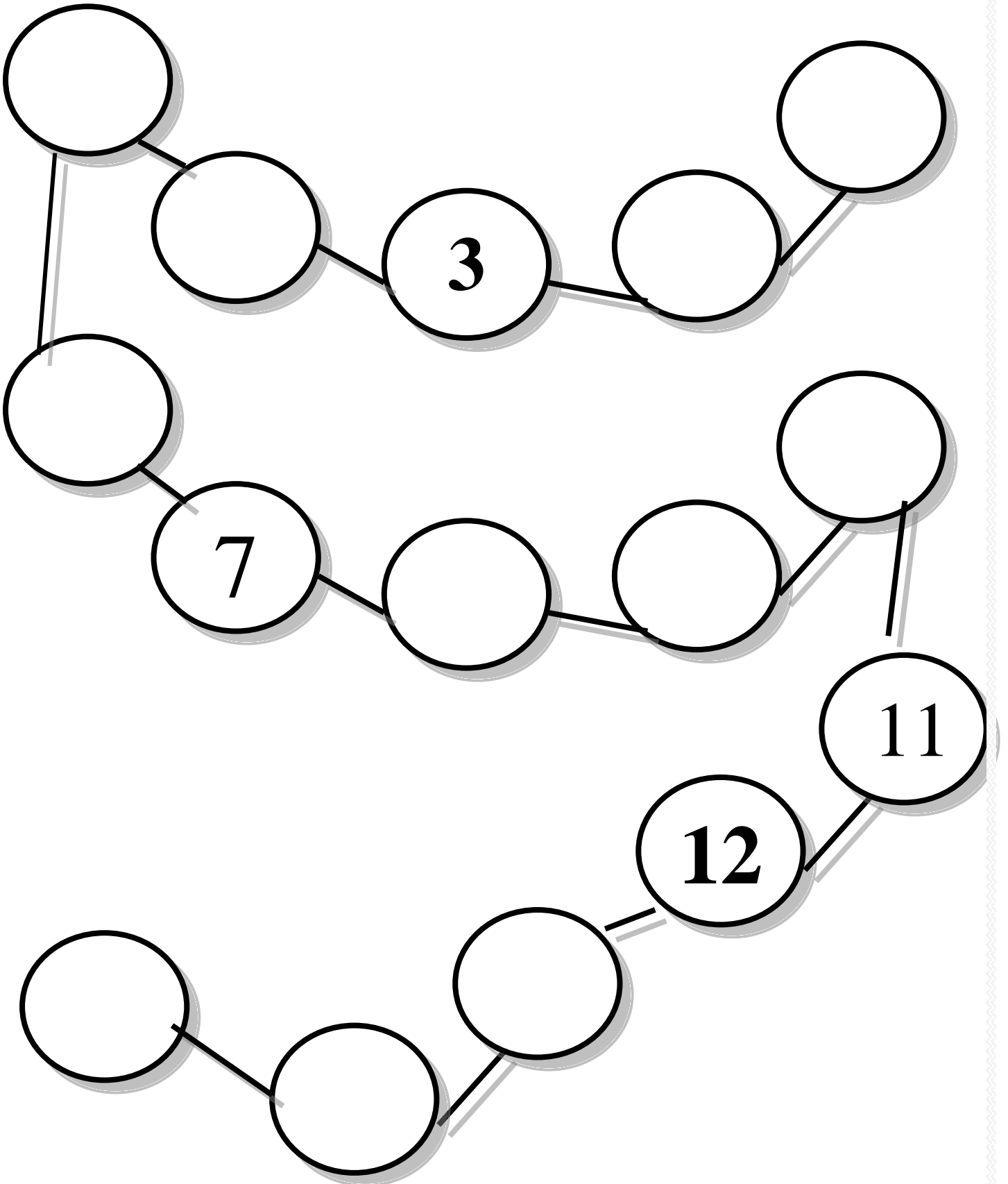
*أكمل:

1

*أكمل:

11

*أكمل:






نموذج امتحان (1)

***أكمل:**

			4			1
--	--	--	---	--	--	---

***عد واكتب الرقم:**



***اكتب الرقم الذي يلي هذا الرقم:**

5


7

***وصل:**

9

8

10



نموذج امتحان (1)


*أكمل:

6


*اختر مما بين الاقواس:




(14 - 12 - 13)



(13 - 15 - 14)



(14 - 12 - 13)



(13 - 12 - 11)


*وصل:

13





10



12

* أكتب الرقم الذي يلي هذا الرقم



..... مدرسة

..... إدارة