

# Super Kids

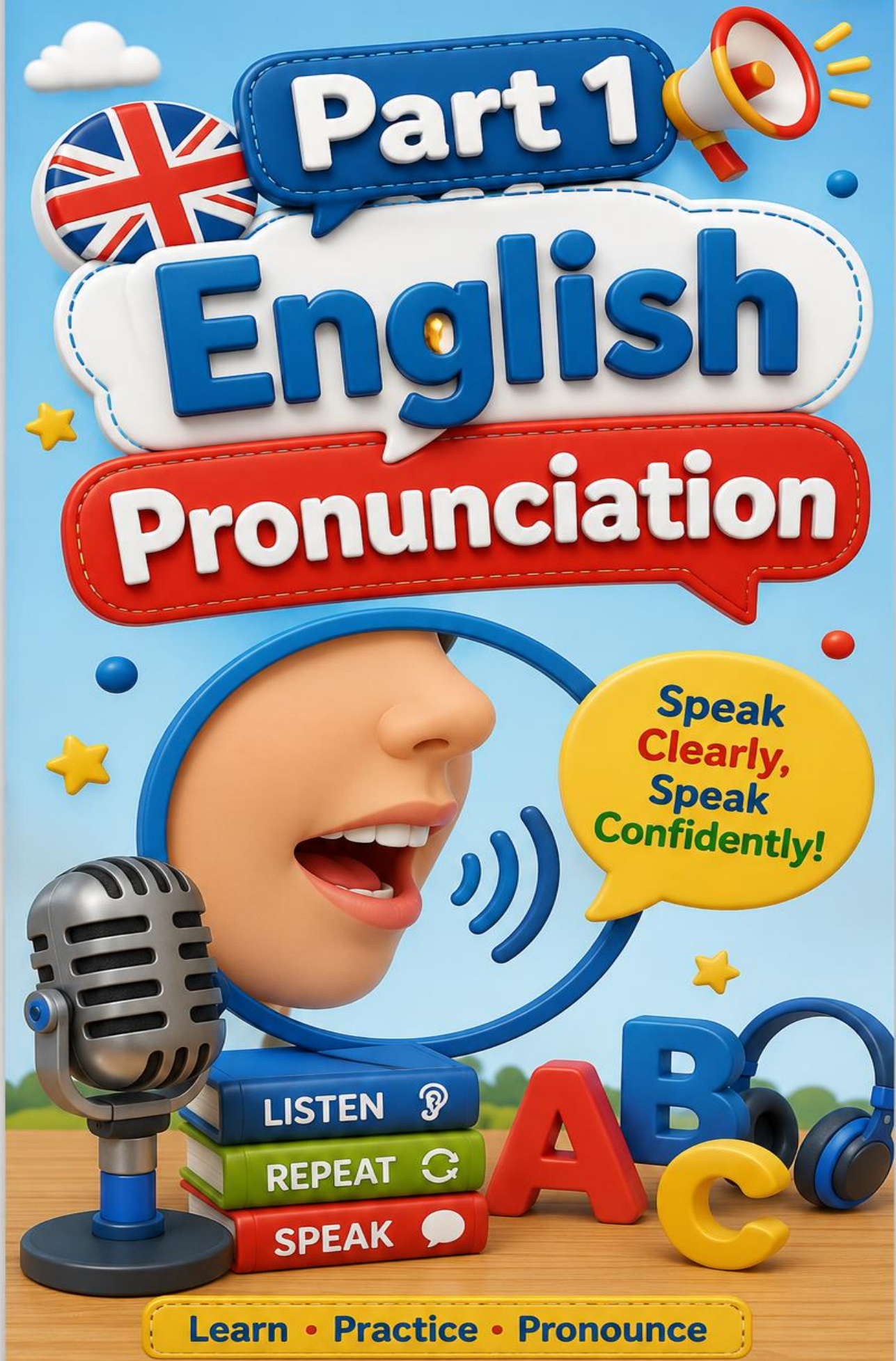
My English Course

Learn  
• Speak •  
Shine!



- Words
- Grammar
- Reading
- Fun Activities









Learn • Practice • Pronounce

# Letters sounds






اللغة الإنجليزية ٢٦ حرف تنقسم إلى:

- ١- الحروف المتحركة ( Vowels ) : هي الحروف التي تماثل المد في اللغة العربية وهي ( a - e - i - o - u )  
 ٢- الحروف الساكنة ( Consonants ) : هي التي لها نطق معين او ثابت وهي باقي الحروف

## ( 1 ) الحروف المتحركة ( Vowels )

<p><b>Aa</b></p>  <p>apple</p>	<p><b>Ee</b></p>  <p>elephant</p>	<p><b>Ii</b></p>  <p>igloo</p>	<p><b>Oo</b></p>  <p>octopus</p>	<p><b>Uu</b></p>  <p>umbrella</p>
---	--	---	--	--

## ( 2 ) الحروف الساكنة ( Consonants )

<p><b>Bb</b></p>  <p>bee</p>	<p><b>Cc</b></p>  <p>carrot</p>	<p><b>Dd</b></p>  <p>duck</p>	<p><b>Ff</b></p>  <p>fish</p>	<p><b>Gg</b></p>  <p>girl</p>
<p><b>Hh</b></p>  <p>horse</p>	<p><b>Jj</b></p>  <p>juice</p>	<p><b>Kk</b></p>  <p>kite</p>	<p><b>Ll</b></p>  <p>leaf</p>	<p><b>Mm</b></p>  <p>moon</p>
<p><b>Nn</b></p>  <p>nest</p>	<p><b>Pp</b></p>  <p>pencil</p>	<p><b>Qq</b></p>  <p>queen</p>	<p><b>Rr</b></p>  <p>rabbit</p>	<p><b>Ss</b></p>  <p>sandwich</p>
<p><b>Tt</b></p>  <p>tiger</p>	<p><b>Vv</b></p>  <p>vest</p>	<p><b>Ww</b></p>  <p>watermelon</p>	<p><b>Xx</b></p>  <p>x-ray</p>	<p><b>Yy</b></p>  <p>yogurt</p>
<p><b>Zz</b></p>  <p>zebra</p>				

# SHORT VOWELS



في البداية يجب معرفة كل صوت من أصوات الحروف المتحركة ،  
وكل حرف متحرك له صوتين قصير و طويل لذلك سميت  
بالحروف المتحركة وهي مثل الحركات القصيرة والطويلة في اللغة العربية.



## 1 Short a




صوته مثل حركة الفتحة 😊

في البداية يتدرب الطفل على قراءة حرفين فقط ساكن مع متحرك :

 ba	 ha	 na	 va
 ca	 ja	 pa	 wa
 da	 ka	 ra	 ya
 fa	 la	 sa	 za
 ga	 ma	 ta	



### التدريب على قراءة كلمة من 3 حروف

c - a - t → cat 	b - a - t → bat 
v - a - n → van 	f - a - n → fan 
m - a - t → mat 	s - a - d → sad 

بعد التدريب على قراءة الكلمات ينتهي الحروف نبدأ بالتدريب على قراءة الكلمة مرة واحدة :

 <b>at</b> ★
cat
 mat
mat
 fat
fat
 sat
sat

 <b>ap</b> ★
cap
 map
map
 nap
nap
 sap
sap

 <b>an</b> ★
can
 man
man
 pan
pan
 van
van

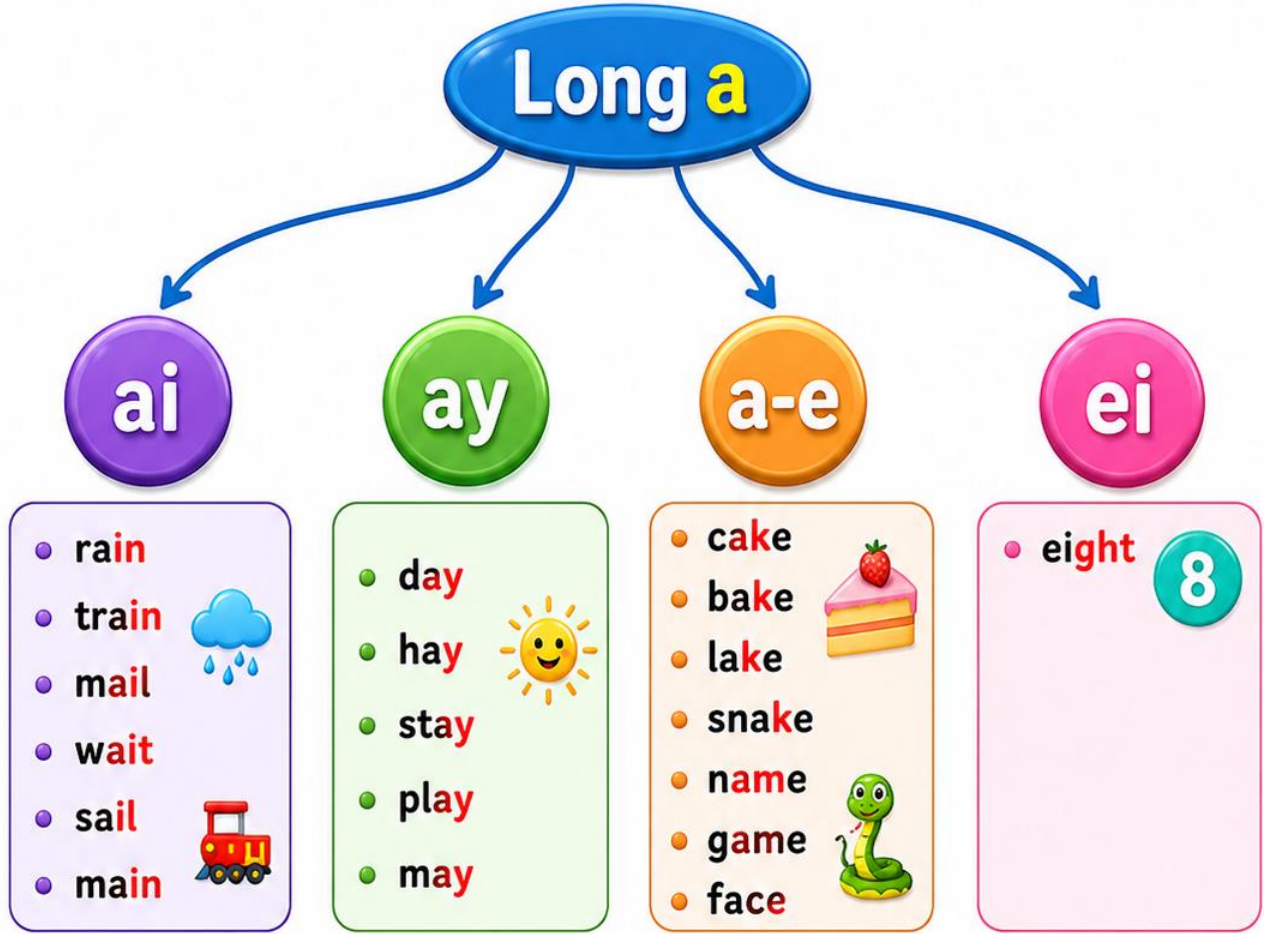


**أنت بطل**  
استمر في القراءة  
والتدريب  
وستكون أفضل كل يوم



# LONG VOWELS

سوف نطق هذا الحرف بصوته الحقيقي وهذا الحرف له 4 أشكال أو صيغ أو رموز يعرف من خلالها:



هذه الحروف تساعدنا على قراءة الكلمات بشكل صحيح وسليم.

تذكر: الحرف نفسه لكن صوته طويل.



# Compound letters الحروف المركبة


## Sh words

ينطق ش —

### Beginning Sh

shop 	shoot 
ship 	shout 
shot 	shell 
shark 	shock 









### ending Sh

ash 	dish 
cash 	wish 
dash 	fish 
clash 	radish 









## Ch words

ينطق تش —

### Beginning Ch

chat 	cheek 
chap 	cheese 
chin 	chew 
chips 	choose 

### ending Ch

much 	each 
such 	reach 
rich 	teach 
which 	teacher 



تذكر : الحروف المركبة تكون من حرفين لكن يُنطقان كصوت واحد.



# Ph, th, ck words كلمات بحروف خاصة

## Ph words

ينطق ف

phone



dolphin



phonics



alphabet



phase



sphinx



## th words

ينطق ذ / ث

th ث

thank



mouth



th ذ

that



soothe



think



teeth



this



lathe



thick



moth



there



the



## ck words

ينطق ك

kick



flick



cock



stick



تذكر : الحروف الخاصة تتحد مع الحروف الأخرى  
لكن نطقها يبقى كما هي.



# Part 2

# Grammar Corner

Practice Makes Perfect

Learn it!  
Use it!  
Love it!

The dog **barks** loudly.

Adjective  
She has a **red** bag.

Preposition  
The ball is **on** the box.

Parts of Speech	
Noun	
Verb	
Adjective	
Adverb	
Preposition	



# Personal Pronouns

## ☆ الضمائر الشخصية ☆

Personal pronouns are words we use instead of names or nouns.

الضمائر الشخصية هي كلمات نستخدمها بدلاً من الأسماء.






<p><b>I</b></p>  <p>أنا</p>	<p><b>you</b></p>  <p>أنت / أنتِ</p>	<p><b>he</b></p>  <p>هو</p>	<p><b>she</b></p>  <p>هي</p>
<p><b>it</b></p>  <p>هو / هي لغير العاقل</p>	<p><b>we</b></p>  <p>نحن</p>	<p><b>they</b></p>  <p>هم / هن</p>	

### أمثلة Examples






<p>1  Ali is a boy. <b>He</b> is happy. علي ولد. <b>هو</b> سعيد.</p>	<p>2  Sara is my sister. <b>She</b> is kind. سارة أختي. <b>هي</b> طيبة.</p>
<p>3  The cat is small. <b>It</b> is white. القطة صغيرة. <b>هي</b> بيضاء.</p>	<p>4  Omar and I are friends. <b>We</b> play. عمر وأنا صديقان. <b>نحن</b> نلعب.</p>

### تدريب Practice

**A** Choose the correct pronoun:

-  1. Mona is my friend. ( He / She )
-  2. The dog is big. ( It / We )
-  3. Ahmed and I are in class. ( We / They )
-  4. My father is a teacher. ( He / She )
-  5. The girls are happy. ( They / It )

**B** Answer / replace with a pronoun:

-  1. Ali is a pupil. \_\_\_\_\_ is a pupil.
-  2. The bird is blue. \_\_\_\_\_ is blue.
-  3. Salma and Dina are sisters. \_\_\_\_\_ are sisters.
-  4. My mother is kind. \_\_\_\_\_ is kind.
-  5. You and I are a team. \_\_\_\_\_ are a team.

### Important Note

- Use **he** for a boy or a man.
- Use **she** for a girl or a woman.
- Use **it** for an animal or a thing.

### ملاحظة مهمة

- نستخدم **he** للمذكر العاقل.
- نستخدم **she** للمؤنث العاقل.
- نستخدم **it** لغير العاقل.



**Verb to do (المضارع فعل يُعمل)**

**do / does**

**What do they do every day?**

Subject الفاعل	Positive المثبت	Negative النفي	Question & Answers السؤال و الإجابة
 I do أنا أعمل	I do	I do not I don't	Do I do my homework? ✔ Yes, you do. ✘ No, you don't. ?
 We do نحن نعمل	We do	We do not We don't	Do we do our homework? ✔ Yes, you do. ✘ No, you don't. ?
 You do أنت تعمل	You do	You do not You don't	Do you do your homework? ✔ Yes, I do. / Yes, we do. ✘ No, I don't. / No, we don't. ?
 You do أنتم تعملون	You do	You do not You don't	Do you do your homework? ✔ Yes, we do. ✘ No, we don't. ?
 He does هو يعمل	He does	He does not He doesn't هو لا يعمل	Does he do his homework? ✔ Yes, he does. ✘ No, he doesn't. ?
 She does هي تعمل	She does	She does not She doesn't هي لا تعمل	Does she do her homework? ✔ Yes, she does. ✘ No, she doesn't. ?
 It does هي تعمل	It does	It does not It doesn't هي لا تعمل	Does it do harm to people? ✔ Yes, it does. ✘ No, it doesn't. ?
 They do هم يعملون	They do	They do not They don't هم لا يعملون	Do they do their homework? ✔ Yes, they do. ✘ No, they don't. ?



السؤال غالبا نحول ( I do / We do ) إلي ( Do you ....? )



I / We / You / They /  
My friends / Ali and Omar



do / do not ( don't )

He / She / It /  
A boy / My friend / Ali / Water



does / does not ( doesn't )

**1 Complete the sentences with (do / don't / does / doesn't / did / didn't):**

- 1 Where ..... your father work? – He **works** in a bank.
- 2 What ..... you **eat** every day? – I **eat** fish.
- 3 Do you **go** to school? Yes, I .....
- 4 **Does** your mother **cook** tasty food? Yes, she .....
- 5 Do your friends **play** tennis? No, they .....
- 6 **Does** your sister **sleep** early? No, she .....
- 7 **Did** your friends **go** to the club last week? No, they .....
- 8 **Did** your friend **study** yesterday? Yes, he .....
- 9 Where ..... you **go** yesterday? – I **went** to the park.
- 10 **Did** your brother **play** football yesterday? No, he .....



**2 Answer the following questions:**

- 1 What **don't** you **do** on Fridays? .....
- 2 What foods **don't** you **like**? .....
- 3 What sports **doesn't** your friend **play**? .....
- 4 What **didn't** you **do** yesterday? .....
- 5 Where **didn't** your friends **go** yesterday? .....
- 6 What subjects **don't** your friends **like**? .....



**3 Complete the sentences with (don't / doesn't / didn't):**

- 1 I **go** to the park everyday but yesterday I ..... **go** to the park.
- 2 My brother **watches** TV every day but last night he ..... **watch** TV.
- 3 My friends **don't like** fish. Also, I ..... **like** fish.
- 4 I **don't play** tennis. Also, my brother ..... **play** tennis.
- 5 I **do** my homework everyday but my sister ..... **do** her homework.



**4 Reorder to make sentences:**

- 1 not – TV – I – do – watch – night – at .....
- 2 your – father – does – Where – work ? .....
- 3 eat – fish – yesterday – you – Did ? I- No – didn't. ....
- 4 does – My – mother – a car – not- drive – work – to – her .....





# These are / Those are ضمائر الإشارة

هؤلاء / هذه - أولئك / تلك



We use these and those to point to more than one person, animal, or thing.

**These are** = for many things near.

**Those are** = for many things far.

نستخدم **These are** و **Those are** للإشارة إلى أكثر من شخص أو حيوان أو شيء.

**These are** = لأشياء أو أشخاص قريبين.

**Those are** = لأشياء أو أشخاص بعيدين.

## Examples

### أمثلة

1



Q: What are **these**?

A: **These are** pencils.

س: ما هذه؟  
ج: هذه أقلام.

2



Q: What are **those**?

A: **Those are** boys.

س: من أولئك؟  
ج: أولئك أولاد.

## Practice

### تدريب

A) Choose the correct answer.

1 ( **These are** / **Those are** ) my pencils.



2 ( **Those are** / **Those are** ) birds far away.



3 ( **These are** / **Those are** ) my shoes.



4 ( **Those are** / **Those are** ) houses over there.



5 ( **These are** / **Those are** ) apples near me.



6 ( **Those are** / **These are** ) trees far away.



B) Look and answer.



What are these?

A: \_\_\_\_\_



What are those?

A: \_\_\_\_\_



What are these?

A: \_\_\_\_\_



What are those?

A: \_\_\_\_\_



What are these?

A: \_\_\_\_\_



What are those?

A: \_\_\_\_\_



### Important Note

- **These are** = near = قريب
- **Those are** = far = بعيد

### Word Bank



pencils



apples



bags



buses




boys



Great work!

Keep practicing every day!



# The أداة التعريف




- We use **the** before a noun when we talk about a known or special person, animal, place, or thing.
- We also use **the** for one unique thing.
- **Examples:** the book, the teacher, the sun

- نستخدم **the** قبل الاسم عندما نتحدث عن شخص أو حيوان أو مكان أو شيء معروف أو محدد.
- ونستخدم **the** أيضًا مع الشيء الوحيد أو الفريد.
- **أمثلة:** the book, the teacher, the sun

## أمثلة Examples

1



**Q:** Where is **the** book?

**A:** **The** book is on the table.

**س:** أين الكتاب؟  
**ج:** الكتاب على الطاولة.

2



**Q:** What is hot?

**A:** **The** sun is hot.

**س:** ما الشيء الحار؟  
**ج:** الشمس حارة.

## تدريب Practice

**A) Choose the correct answer.**

1 ( **the** / **a** ) sun is hot.



2 Open ( **a** / **the** ) door, please.



3 ( **the** / **a** ) moon is bright.



4 The bag is on ( **a** / **the** ) desk.



5 ( **a** / **the** ) teacher is in the classroom.



6 Close ( **the** / **a** ) window, please.



**B) Look and answer.**

1



Where is the book?

.....

2



What is hot?

.....

3



Who is in the classroom?

.....



### ملاحظة مهمة Important Note

- We use **the** with known things and unique things.
- نستخدم **the** مع الأشياء المعروفة والأشياء الفريدة.



### Word Bank



**the** book - **the** teacher - **the** sun -  
**the** moon - **the** door - **the** window

# أداة النكرة ( a - an ) One Thing شيء واحد

- We use **a** and **an** with one person, one animal, or one thing.
- We use **a** before a **consonant** sound.
- We use **an** before a **vowel** sound.

Vowels: **a - e - i - o - u**

- نستخدم **a** و **an** مع شخص واحد أو حيوان واحد أو شيء واحد.
- نستخدم **a** قبل الصوت الساكن.
- نستخدم **an** قبل الصوت المتحرك.

حروف العلة: **a - e - i - o - u**

## أمثلة / Examples

1



What is **this**?  
It is **an** apple.

ما هذا؟  
إنها تفاحة.

2



What is **this**?  
It is **a** ball.

ما هذا؟  
إنها كرة.

## تدريب / Practice

A) Choose the correct answer.

1 ( **a** / **an** ) cat



2 ( **an** / **a** ) book



3 ( **an** / **a** ) egg



4 ( **a** / **an** ) orange



5 ( **an** / **a** ) fish



6 ( **a** / **an** ) umbrella



B) Look and write.

1



It is \_\_\_\_\_ .

2



It is \_\_\_\_\_ .

3



It is \_\_\_\_\_ .

4



It is \_\_\_\_\_ .

5



It is \_\_\_\_\_ .

6



It is \_\_\_\_\_ .



### Important Note

- Use **a** or **an** with one thing.
- نستخدم **a** أو **an** مع شيء واحد

### Word Bank

apple ball cat book egg  
orange umbrella

# استخدام SOME

- We use **some** with plural nouns in positive sentences.
- We use **some** with uncountable nouns in positive sentences.

- نستخدم **some** مع الأسماء المعدودة الجمع في الجمل المثبتة.
- ونستخدم **some** مع الأسماء غير المعدودة في الجمل المثبتة.

## أمثلة / Examples

1



I have **some** toys.

I have **some** books.

لدي **بعض** الألعاب.  
لدي **بعض** الكتب.

2



She has **some** juice.

We have **some** rice.

لديها **بعض** العصير.  
لدينا **بعض** الأرز.

## تدريب / Practice

A) Choose the correct answer.  
اختر الإجابة الصحيحة

- 1 There are ( **any** / **some** ) birds in the tree.
- 2 My mother has ( **some** / **any** ) milk.
- 3 We bought ( **any** / **some** ) toys.
- 4 He has ( **some** / **any** ) pencils.
- 5 I can see ( **any** / **some** ) stars.
- 6 They have ( **some** / **any** ) bread.

B) Answer  
أجب

1



What does she have?

.....

2



What do they have?

.....

3



What do we have?

.....

4



What do you have?

.....



### ملاحظة مهمة / Important Note

- **some** = positive sentences
- **some** تُستخدم في الجمل المثبتة.



# Practice

## تدريب

### A) Choose the correct answer.

اختر الإجابة الصحيحة

- 1 Would you like ( **some** / **any** ) tea?
- 2 Can I have ( **some** / **any** ) sugar, please?
- 3 Do you have ( **some** / **any** ) milk?
- 4 Is there ( **some** / **any** ) juice in the bottle?
- 5 May I have ( **some** / **any** ) cake, please?
- 6 We do not have ( **some** / **any** ) eggs.
- 7 Would you like ( **some** / **any** ) rice?
- 8 She has ( **some** / **any** ) books.
- 9 There are ( **some** / **any** ) birds in the tree.
- 10 Are there ( **some** / **any** ) books on the shelf?



### B) Correct the mistakes.

صوّب الخطأ

- 1 Would you like any juice? \_\_\_\_\_
- 2 Can I have any water, please? \_\_\_\_\_
- 3 Do you have some milk? \_\_\_\_\_
- 4 Is there some bread in the bag? \_\_\_\_\_
- 5 She doesn't have some pencils. \_\_\_\_\_
- 6 We have any apples. \_\_\_\_\_
- 7 Are there some books in the bag? \_\_\_\_\_
- 8 We need any sugar for the cake. \_\_\_\_\_





# We use **on** with:



**We use **on** with:**

- days
- dates

**Examples:**

- **on** Monday
- **on** Friday
- **on** 5<sup>th</sup> May
- **on** my birthday

**نستخدم **on** مع:**

**أمثلة:**

- الأيام
- التواريخ

- **on** Monday = يوم الاثنين
- **on** Friday = يوم الجمعة
- **on** 5<sup>th</sup> May = في 5 مايو
- **on** my birthday = في يوم ميلادي

## أمثلة / Examples

**1**

We play football **on** Monday.  
نلعب كرة القدم يوم الاثنين.

**2**

My party is **on** 5<sup>th</sup> May.  
حفلة عيد ميلادي في 5 مايو.

**3**

We visit grandma **on** Friday.  
نزر جديتي يوم الجمعة.

## تدريب / Practice

**A) Choose the correct answer.**

- 1 We have English ( in - **on** - at ) Sunday.
- 2 My birthday is ( in - **on** - at ) 10<sup>th</sup> June.
- 3 Dad stays home ( in - **on** - at ) Friday.
- 4 The trip is ( in - **on** - at ) 2<sup>nd</sup> July.
- 5 I clean my room ( in - **on** - at ) Saturday.
- 6 We go to the club ( in - **on** - at ) my birthday.
- 7 The match is ( in - **on** - at ) Monday.
- 8 I see my cousin ( in - **on** - at ) 1<sup>st</sup> January.

**B) Answer.**

- 1 When do we have English?  
\_\_\_\_\_
- 2 When is her birthday?  
\_\_\_\_\_
- 3 When do they visit grandpa?  
\_\_\_\_\_
- 4 When do the boys play football?  
\_\_\_\_\_

**Important Note / ملاحظة مهمة**

- Use **on** with days and dates.
- نستخدم **on** مع الأيام والتواريخ.



# Singular and Plural

## المفرد والجمع



★ In English:

- **Singular** means **one**.
- **Plural** means **more than one**.
- Some words add "s",
- Some words add "es",
- Some words change "y" to "ies".

★ في اللغة الإنجليزية:

- **المفرد** يعني شيئًا واحدًا.
- **الجمع** يعني أكثر من شيء واحد.
- بعض الكلمات نضيف لها "s".
- بعض الكلمات نضيف لها "es".
- بعض الكلمات يتغير فيها "y" إلى "ies".

أمثلة / Examples

one ball → three balls

كرة واحدة      ثلاث كرات

one fox → two foxes

ثعلب واحد      ثعلبان

one baby → three babies

طفل واحد      ثلاثة أطفال

one toy → two toys

لعبة واحدة      لعبتان

تدريب / Practice

**A** Write singular or plural.

- 1) one book \_\_\_\_\_
- 2) three cats \_\_\_\_\_
- 3) two buses \_\_\_\_\_
- 4) one baby \_\_\_\_\_
- 5) four toys \_\_\_\_\_

**B** Rewrite. Change the noun to plural.

- 1) one cat → \_\_\_\_\_
- 2) one bus → \_\_\_\_\_
- 3) one baby → \_\_\_\_\_
- 4) one toy → \_\_\_\_\_

**C** Look and write.

\_\_\_\_\_      \_\_\_\_\_

\_\_\_\_\_      \_\_\_\_\_

**D** Choose the correct form.

- 1) I have one pen. It is new. ( pen / pens )
- 2) There are three bird\_\_ in the tree. ( s / es )
- 3) The baby is clever. ( baby / babies )
- 4) We have two box\_\_ on the shelf. ( es / s )
- 5) My sister has a many toy\_\_\_. ( s / ies )

بنك الكلمات / Word Bank

- book    books    box    boxes    baby    babies    toy    toys




**Important Note / ملاحظة مهمة**

- ★ Look at the number word.      انظر إلى كلمة العدد.
- ★ Choose the correct noun form.      اختر شكل الاسم الصحيح.
- ★ Remember: "s" / "es" / "ies".      تذكر: "s" / "es" / "ies".





# or



أداة الربط or

We use **or** to choose between two things.

**or** means: **or**

نستخدم **or** للاختيار بين شيئين.

ومعناها: **أو**

## Examples / أمثلة

1



Do you want milk **or** juice?  
هل تريد حليباً أم عصيراً؟

2







Is it red **or** blue?  
هل هو أحمر أم أزرق؟

## Practice / تدريب

A) Choose the correct conjunction.

- 1 Do you want tea \_\_\_\_\_ milk?  
( **or** / **and** / **because** )
- 2 Is this a cat \_\_\_\_\_ a dog?  
( **or** / **but** / **so** )
- 3 Can we play inside \_\_\_\_\_ outside?  
( **or** / **and** / **because** )
- 4 Is your bag red \_\_\_\_\_ green?  
( **or** / **but** / **so** )
- 5 Would you like rice \_\_\_\_\_ pasta?  
( **or** / **and** / **because** )

B) Complete the sentence.

- 1  Do you want an apple \_\_\_\_\_ a banana?
- 2  Will you go by bus \_\_\_\_\_ car?
- 3  Is this a pencil \_\_\_\_\_ a pen?
- 4  Is it day \_\_\_\_\_ night?
- 5  Do you want a book \_\_\_\_\_ a toy?



### Important Note / ملاحظة مهمة

Use **or** when you choose between two things.  
نستخدم **or** عند الاختيار بين شيئين.

### Word Bank

**or**



# Question Sentences

## جملة السؤال



### Rule

A question sentence asks something.

- It starts with a **capital letter**.
- It ends with a **question mark ( ? )**.

Example: **What** is your name?



### القاعدة

جملة السؤال تُسأل عن شيء.

- تبدأ بحرف **كبير**.
- وتنتهي بعلامة استفهام ( ? ).

مثال: ما اسمك؟

### Examples

#### أمثلة

1



**Wrong:** what is your name.

**Right:** What is your name?

تبدأ بحرف كبير.

2



**Wrong:** Where is my bag

**Right:** Where is my bag?

نضع علامة استفهام في النهاية.

### Practice

#### تدريب

#### A) Choose the correct question.

1 ( What is your name? / what is your name. )



2 ( Where my bag is? / Where is my bag? )



3 ( Do you like milk? / Do you like milk. )



4 ( This is a tree? / Is this a tree? )



5 ( Can birds fly? / Can fly birds? )



6 ( Are you happy. / Are you happy? )



#### B) Arrange and write.

1 name / your / What / is / ?

2 is / your / Where / book / ?

3 like / Do / apples / you / ?

4 this / Is / your / pencil / ?

5 are / How / you / ?

6 old / How / are / you / ?



### Important Note



جملة السؤال دائماً تنتهي بعلامة استفهام ( ? ).

### Word Bank



question - ask - capital - question mark  
what - where - who - why - how - is - are - do

# Negative Imperative

## أسلوب الأمر المنفي



We use the **negative imperative** to tell someone not to do something. We start with **Don't** + base verb.



نستخدم الأمر المنفي لنقول لشخص ألا يفعل شيئاً. نبدأ بـ **Don't** ثم الفعل في صورته الأساسية.

**Examples:** Don't run. Don't touch the fire.

**أمثلة:** لا تجري. لا تلمس النار.

### Examples أمثلة

1



Don't run.  
لا تجري.

2








Don't touch the fire.






لا تلمس النار.

### Practice تدريب

A) Choose the correct answer  
اختر الإجابة الصحيحة

- 1 \_\_\_\_\_ on the wall.  
( Don't write / Open / Because ) 
- 2 \_\_\_\_\_ the window.  
( Don't close / Sit / Or ) 
- 3 \_\_\_\_\_ late.  
( Don't be / But / So ) 
- 4 \_\_\_\_\_ in class.  
( Don't shout / Wash / And ) 
- 5 \_\_\_\_\_ your bag here.  
( Don't leave / Read / Because ) 

B) Complete **أكمل**

- 1  \_\_\_\_\_ while eating.
- 2  \_\_\_\_\_ it.
- 3  \_\_\_\_\_ in class.
- 4  \_\_\_\_\_ the door.
- 5  \_\_\_\_\_ late.



### Important Note **ملاحظة مهمة**

Use **Don't** before the base verb in the negative imperative.  
نستخدم **Don't** قبل الفعل في صورته الأساسية في الأمر المنفي.



### Word Bank كلمات مساعدة


don't write

don't close

don't be

don't shout

don't leave



# The Present Simple Tense

## Grammar Time



### Affirmative Sentences with He - She - It

### الجملة المثبتة مع He - She - It



We use the present simple to talk about habits, facts, and daily actions.  
With **he**, **she**, and **it**, we add **s** or **es** to the verb.

نستخدم المضارع البسيط للتحدث عن العادات والحقائق والأفعال اليومية.  
مع **he** و **she** و **it** نضيف **s** أو **es** إلى الفعل.

### Examples أمثلة



1 Q: What **does he** do every day?  
A: **He plays** football every day.

س: ماذا يفعل كل يوم؟  
ج: هو يلعب كرة القدم كل يوم.



2 Q: What **does she** do at night?  
A: **She reads** a book at night.

س: ماذا تفعل ليلاً؟  
ج: هي تقرأ كتاباً ليلاً.

### Practice تدريب

#### A) Choose the correct answer.

- 1 He ( play / plays ) football every Friday.
- 2 She ( drinks / drink ) milk every day.
- 3 It ( go / goes ) fast.
- 4 Ali ( reads / read ) a story at night.
- 5 The cat ( eat / eats ) fish.
- 6 Sara ( watches / watch ) TV in the evening.

#### B) Look and write.

- 1 .....
- 2 .....
- 3 .....
- 4 .....
- 5 .....
- 6 .....



**Important Note / ملاحظة مهمة**  
**He / She / It + verb + s / es**  
يأتي الفعل مع **He** و **She** و **It** بإضافة **s** أو **es**.

#### Word Bank - بنك الكلمات

- plays
- reads
- eats
- goes
- watches
- runs



# The Past Simple Tense

## زمن الماضي البسيط



- We use the **Past Simple Tense** to talk about actions in the past.
- It tells us what happened **yesterday**, **last week**, or **ago**.
- **Form:** Subject + past verb.

- نستخدم **زمن الماضي البسيط** للحديث عن أفعال حدثت في الماضي.
- يدل على شيء حدث **أمس** أو **الأسبوع الماضي** أو **منذ مدة**.
- **التكوين:** Subject + past verb.

### Examples

#### أمثلة

1



Q: What **did** Ali do **yesterday**?

A: He **played** football.

س: ماذا **فعل** علي **أمس**؟  
ج: لقد **لعب** كرة القدم.

2



Q: Where **did** Sara go **last week**?

A: She **visited** her grandma.

س: أين ذهبت سارة **الأسبوع الماضي**؟  
ج: لقد **زارت** جدتها.




### Practice

#### تدريب

#### A) Choose the correct answer.

- 1 I ( play / played ) football yesterday. 
- 2 She ( visited / visit ) her aunt last week. 
- 3 We ( watched / watch ) TV last night. 
- 4 He ( go / went ) to school yesterday. 
- 5 They ( cleaned / clean ) the room yesterday. 
- 6 Mona ( cooked / cook ) dinner yesterday. 

#### B) Look and answer.

- 1  What did the boy do yesterday?  
A: .....
- 2  Where did Sara go last week?  
A: .....
- 3  What did they watch last night?  
A: .....



#### Word Bank / كلمات مفيدة

- yesterday
- last night
- last week
- ago



The **Past Simple** talks about actions in the past.

**زمن الماضي البسيط** يتحدث عن أفعال حدثت في الماضي.



# The Present Continuous Tense Negative



## النفى في المضارع المستمر

We use the present continuous negative to say that an action is **not** happening **now**.

### Form:

**am not** / **is not** / **are not** + verb + **ing**

I + **am not** + verb-**ing**

He / She / It + **is not** + verb-**ing**

We / You / They + **are not** + verb-**ing**

نستخدم النفي في المضارع المستمر لنقول إن الفعل **لا** يحدث **الآن**.

### التكوين:

**am not** / **is not** / **are not** + الفعل + **ing**

I = **am not** + فعل + **ing**

He / She / It = **is not** + فعل + **ing**

We / You / They = **are not** + فعل + **ing**

## Examples أمثلة

1



What **is** he doing?  
He **is not** studying.  
He **is** sleeping.

ماذا يفعل؟  
إنه لا يذاكر.  
إنه نائم.

2



What **are** they doing?  
They **are not** playing.  
They **are** talking.

ماذا يفعلون؟  
إنهم لا يلعبون.  
إنهم يتحدثون.

## Practice تدريب

### A) Choose اختر

- 1 He \_\_\_\_\_ running.  
( **am not** / **is not** / **are not** )
- 2 I \_\_\_\_\_ reading.  
( **am not** / **is not** / **are not** )
- 3 They \_\_\_\_\_ sleeping.  
( **am not** / **is not** / **are not** )
- 4 We \_\_\_\_\_ watching TV.  
( **am not** / **is not** / **are not** )
- 5 She \_\_\_\_\_ singing.  
( **am not** / **is not** / **are not** )

### B) Complete أكمل

- 1  He \_\_\_\_\_.
- 2  She \_\_\_\_\_.
- 3  They \_\_\_\_\_.
- 4  I \_\_\_\_\_.
- 5  She \_\_\_\_\_.



### Important Note ملاحظة مهمة

We use **not** after **am** / **is** / **are**.  
نستخدم **not** بعد **am** / **is** / **are**.

### Word Bank

**am not** - **is not** - **are not**

