








HOW TO DRAW ANIMALS



كيفية


BARBARA
SOLOFF LEVY



HOW TO DRAW ANIMALS

BARBARA SOLOFF LEVY

This easy-to-follow guide shows how simple it is to draw pictures of your favorite animals. With it you'll soon be able to create charming portraits of a dog, cat, leopard, moose, giraffe, panda, goose, duck, rooster, lamb, rabbit, cow, camel, elephant, and 16 other creatures.

Clear, step-by-step diagrams explain how to join circles, ovals, and other shapes to create a zoo full of easily recognizable figures. Some erasing may be necessary, so use a pencil—not a pen. Just follow the instructions and you'll soon be drawing excellent likenesses of a smiling chimpanzee, a prickly porcupine, a bushy-tailed squirrel, and other familiar animals.

Original Dover (1997) publication. Approximately 118 black-and-white illustrations. 32pp. 8¼ x 11. Paperbound.




ALSO AVAILABLE

How to Draw Cars and Trucks, Michelle Roberts. 8¼ x 11. 28114-0 Pa. \$2.50

How to Draw Dinosaurs, Michelle Roberts. 8¼ x 11. 28460-3 Pa. \$2.50

How to Draw Cats, Barbara Soloff Levy. 8¼ x 11. 29621-0 Pa. \$2.50

Free Full-Color Children's Book Catalog (59071-2) available upon request.



See every Dover book in print at
www.doverpublications.com

ISBN 0-486-29867-1



How to Draw ANIMALS

Barbara Soloff Levy



DOVER PUBLICATIONS, INC.
Mineola, New York

Note

Learning to draw your favorite animal is easier than it seems. By following the simple diagrams in this book, you can discover how to draw a smiling chimpanzee, a quacking duck, a hump-backed camel, and even a huge whale! Let's start with the picture of the chick on page 1 to show you how easy this can be. You will be doing some erasing, so use a pencil, not a pen. Start by drawing a large oval for the chick's body, with a small circle above for the head. Next, add the beak, the tail, and the outline of its wing, and erase the parts of the body indicated by the broken lines. Now, add the eye, the feathers on the wing, and finally the legs and feet. You've just drawn a chirping chick: wasn't that fun and easy? And there are 29 more animals to draw!



Copyright

Copyright © 1997 by Barbara Soloff Levy.
All rights reserved under Pan American and International Copyright Conventions.

Published in Canada by General Publishing Company, Ltd., 30 Lesmill Road, Don Mills, Toronto, Ontario.

Bibliographical Note

How to Draw Animals is a new work, first published by Dover Publications, Inc., in 1997.

Library of Congress Cataloging-in-Publication Data

Soloff Levy, Barbara.

How to draw animals / Barbara Soloff Levy.

p. cm.

ISBN 0-486-29867-1 (pbk.)

1. Animals in art. 2. Drawing—Technique. I. Title.

NC780.S62 1997

743.6—dc21

97-24315
CIP

Manufactured in the United States of America
Dover Publications, Inc., 31 East 2nd Street, Mineola, N.Y. 11501

