



STUDENT'S BOOK  
1

**WE CAN!**

حلول  
الحلول أون لاين  
hulul.online

Yoko Matsuka and Glenn McDougall



## We Can! Student's Book 1

We Can! Copyright © 2009 by McGraw-Hill Education

Adaptation Copyright © 2023 by McGraw-Hill Education (UK) Limited

Published by arrangement with McGraw Hill LLC

ALL RIGHTS RESERVED. NO PART OF THIS BOOK MAY BE REPRODUCED OR TRANSMITTED IN ANY FORM OR BY ANY MEANS, ELECTRONIC OR MECHANICAL, INCLUDING PHOTOCOPYING, RECORDING OR BY INFORMATION STORAGE AND RETRIEVAL SYSTEMS, WITHOUT PERMISSION IN WRITING FROM MCGRAW HILL.

ISBN: 9781398928060

**Series consultant: Mayumi Tabuchi**

**Project manager:** Judy MacDonald, **Development editor:** Steve Longworth, **Editor:** Anne Tseng, **Production manager:** Alfonso Reyes, **Designer:** Kate Vandestadt, Vandestadt Design, **Design supervision:** Peter Shaw

© 2023. Exclusive rights by McGraw-Hill Education (UK) Limited for manufacture and export. This book cannot be re-exported from the country to which it is sold by McGraw-Hill Education (UK) Limited.

## Photo Credits

**SB: iii** (t)©Tatweer Co. for Educational Services; **19** (tr)©Elena Kharichkina/Shutterstock, (cr)©YAY Media AS/Alamy Stock Photo, (br)©Eclipse Studios; **26** (tl)©Alex Staroseltsev/Shutterstock, (tc)©Daria Rybakova/Shutterstock, (tr)©isselee/123RF, (b)©G.K. & Vikki Hart/PhotoDisc/Getty Images, (br)©samritk/123RF.



[www.mheducation.com](http://www.mheducation.com)



# Contents



## Student's Book

**Introduction** 2

**Unit 1 My Friends** 4

**Unit 2 My Body** 12

**Unit 3 My Family** 20

**Phonics Practice** 28

**Word List** 35

**Picture Dictionary** 36

**Audio Track Lists** 39

**Objectives** 40

**Workbook** 41



# Syllabus

Unit and Topic	Talk Time	Rhythms and Sounds
Introduction	<p>Welcome. Put your bags away. Take out your pencils. Take out your books. Please take a seat. Please open the window. Okay. Thank you. You're welcome.</p>	
1 My Friends	<p>Hello. Hi. What's your name? My name's Labeeb.</p>	<p>Chant: <i>Hello</i> Hello. How are you? I'm fine, thank you. And you? Chant: <i>Good-bye</i> Good-bye. See you again.</p>
2 My Body	<p>Close your eyes. Open your eyes. Raise your hands. Clap your hands. Okay.</p>	<p>Chant: <i>Head, Shoulders, Knees, and Toes</i> Eyes, ears, mouth, nose</p>
3 My Family	<p>This is my brother, Jack. Nice to meet you. Nice to meet you, too. This is my sister/friend ...</p>	<p>Chant: <i>Five Little Monkeys</i> Mom, Dad, Grandma, Grandpa</p>

Words	Phonics	Phonics Practice
<p>What's this color? Red, orange, yellow, green, blue, purple, pink, white, black, brown</p>	<p>Alphabet A to Z: Big letters</p>	<p>Alphabet Jingle Aa to Zz</p>
<p>Please ... Stand up. Come to the front. Make a line. Make a circle. Go back to your seat. Sit down.</p>	<p>Alphabet a to z: Small letters. Short, tall, and tail letters</p>	<p>Letters: Tracing and Writing 1, 2</p>
<p>Grandpa, Grandma, Dad, Mom, brother, sister</p>	<p>Sounds: A, B, C, D, E apple, bear, cow, duck, egg Write: A to E</p>	<p>Letters: Tracing and Writing 3, 4, 5</p>

# Introduction

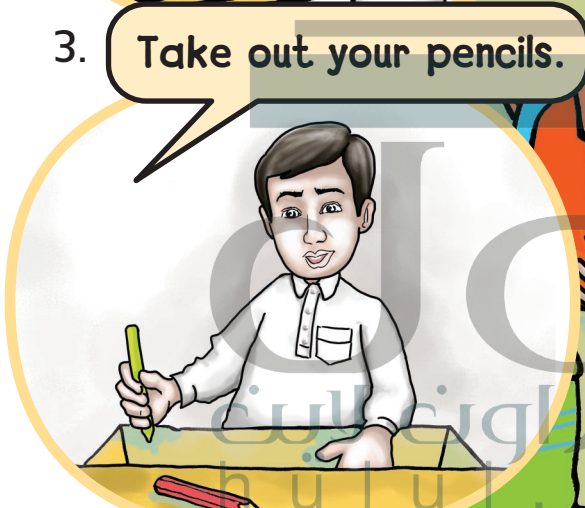
1 Listen and point.




2. Put your bags away.



3. Take out your pencils.



4. Take out your books.




1. Welcome!



5.

Please take a seat.



6. Please open the window.

7. Okay.


8. Thank you.

9. You're welcome.

# Unit 1 My Friends


## Talk Time

1 Listen and do.



2 Practice the talks in pairs.

3 Practice with actions.





# Fun Time!


**Grammar Toolbox**  
 My name's = My name is

## 4 Greeting Game

Quickly greet five people.



Hello.  
 What's your name?



### I Can ...

- say “Hello”, “What’s your name?”, and “My name’s ...”.
- say “Hello” when I come to class.



## Rhythms and Sounds

1 Listen and chant.



### Hello Chant

Hello, hello, hello.  
How are you?



I'm fine. I'm fine.  
I'm fine, thank you. And you?

2 Listen and pronounce.



1.

I'm

2.

fine

3.

thank you

3 Listen and chant.



### Good-bye Chant

Good-bye, good-bye.  
Oh, see you again.



Good-bye, good-bye.  
Good-bye to you.

# Fun Time!

## Grammar Toolbox

I'm = I am

### 4 Greeting Relay

Pass the greeting down the line.



### I Can ...

- chant the *Hello Chant* or the *Good-bye Chant*.
- ask “How are you?” when I come to class.

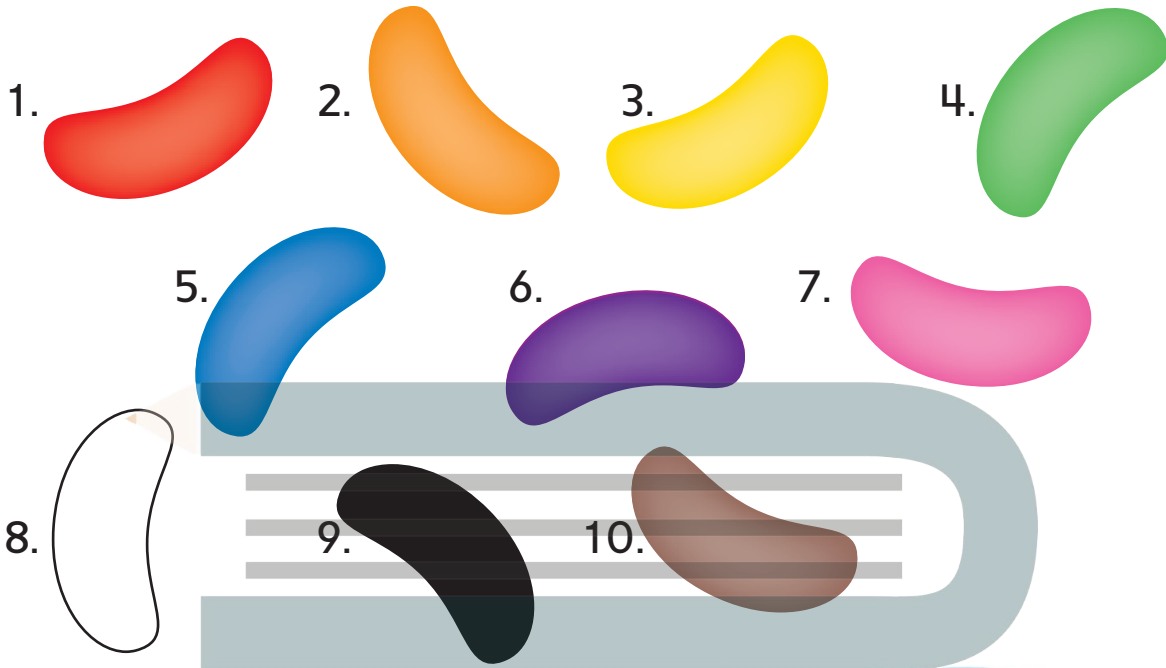


## Words

### 1 Chant and point.




What's this color?



### 2 Listen and chant.



## Rainbow Chant




Red and yellow and pink and blue,

Purple and orange and green.

I can see a rainbow,

See a rainbow,

See a rainbow now.






# Fun Time!

## 3 Color Race

Listen and touch as fast as you can!



Touch something ... yellow.



## I Can ...

- say the names of five colors.
- find three colors in the classroom.



# Phonics

1 Chant and point.



## Alphabet Chant

A B C D E F G

H I J K L M N

O P Q

R S T



U V W X Y Z

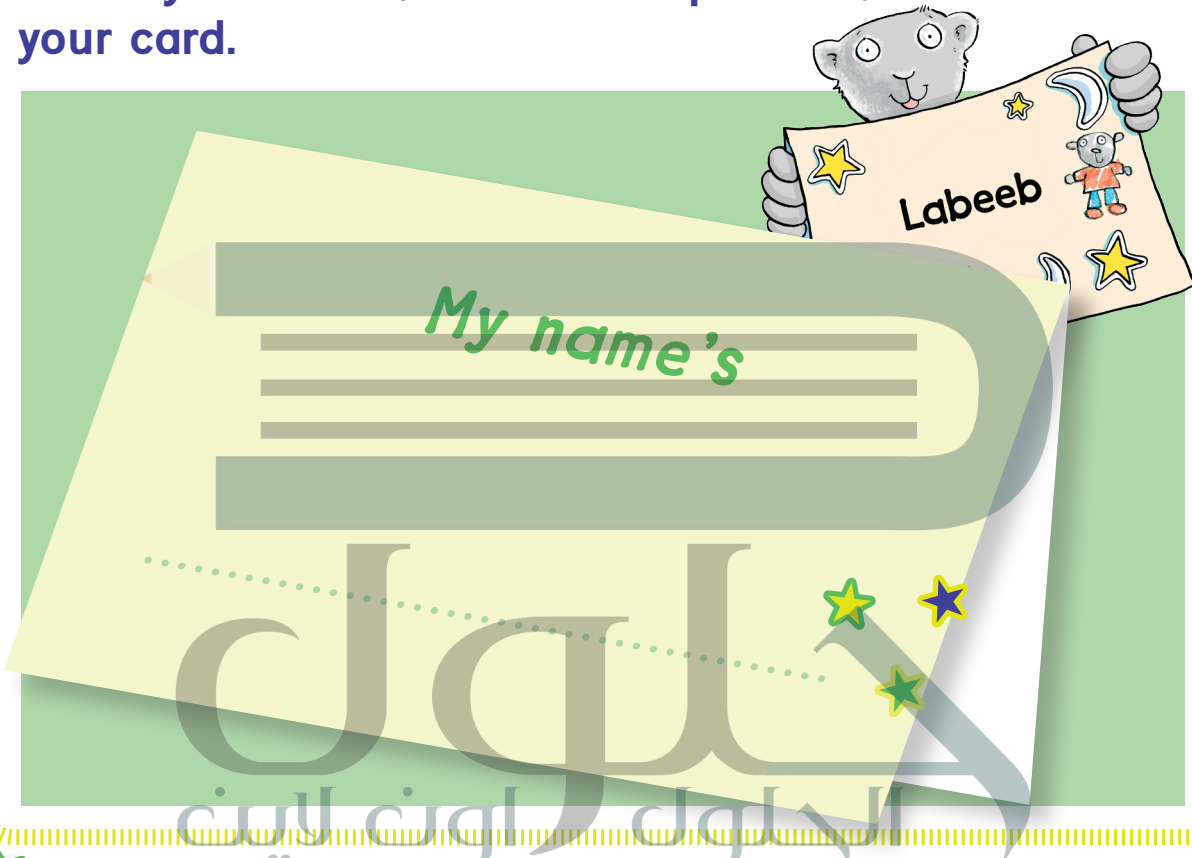
2 Color the letters.

# Fun Time!

3 Make a name card.



Write your name, draw some pictures, and show your card.



## I Can ...

- chant the *Alphabet Chant*.
- make my name card.



## Advice Time


Help your friends.



# Unit 2 My Body

## Talk Time

### 1 Listen, shout, and do.



### 2 Practice and do in pairs.






★ ★  
★ **Fun Time!**

**3** Do It Quickly!



Listen and try to keep up.



**I Can ...**

- listen to the teacher and do the body actions.
- say “Close your eyes.” or “Open your eyes.” to a partner.



# Rhythms and Sounds

1 Chant and point.



**Head, Shoulders, Knees, and Toes**

**Head, shoulders, knees, and toes.**

**Knees and toes.**

**Head, shoulders, knees, and toes.**

**Knees and toes.**

**Eyes and ears and mouth and nose.**


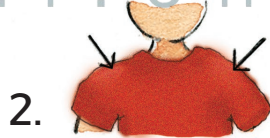
**Knees and toes.**

**Head, shoulders, knees, and toes.**

**Knees and toes.**



2 Listen, point, and pronounce.



# Fun Time!

## 3 The Teacher Says

Touch what your teacher says.



The teacher says, "Touch your nose!"



### Grammar Toolbox

**One**  
head  
mouth  
nose

**More than One**  
shoulders  
eyes  
ears

### I Can ...

- chant the *Head, Shoulders, Knees, and Toes* chant.
- tell a friend to touch two body parts.



## Advice Time

Wash your hands.



# Words


## 1 Listen and point.



1. Please stand up.



2. Please come to the front.



3. Please make a line.



4. Please make a circle.



5. Please go back to your seat.



6. Please sit down.

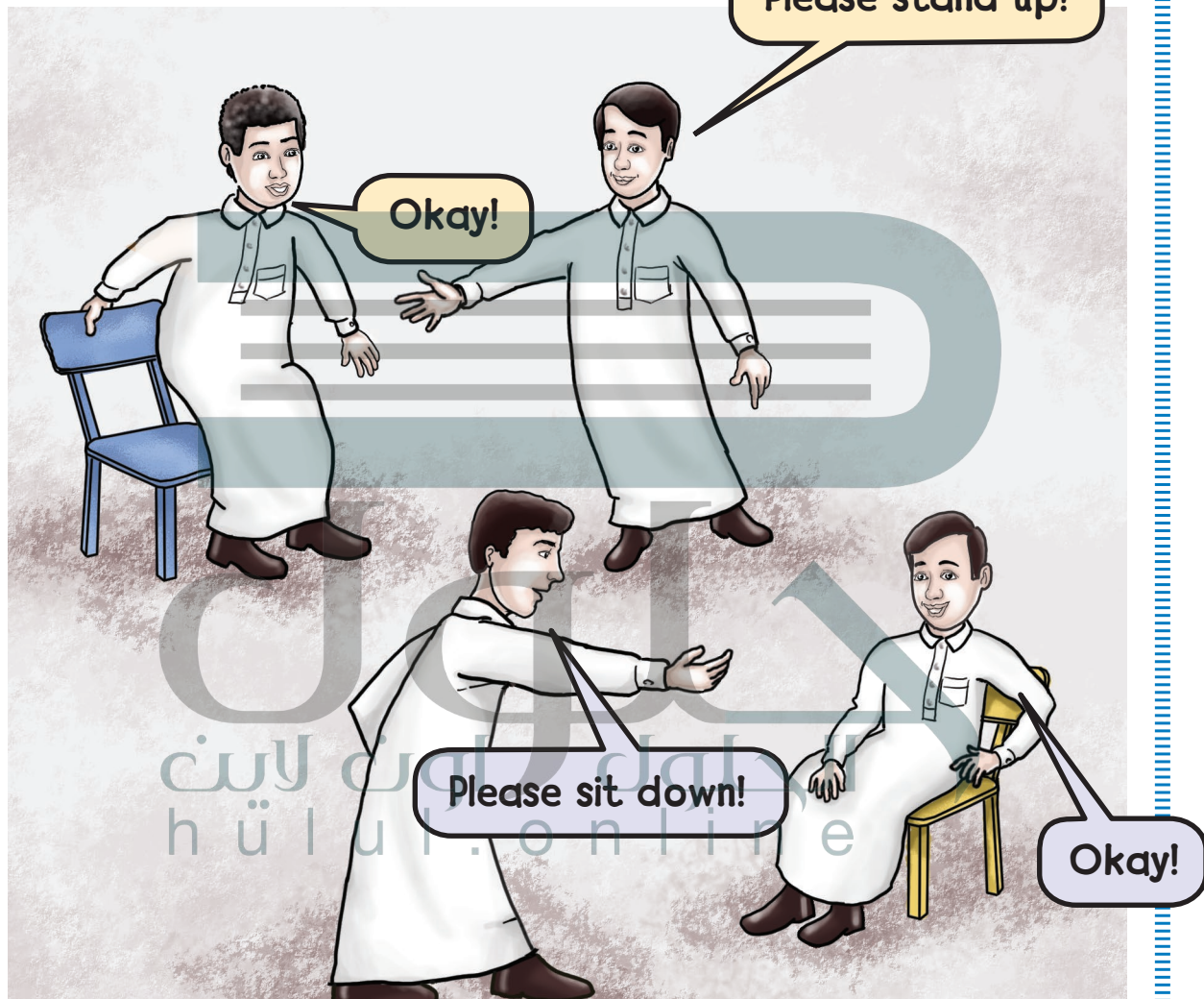


## 2 Listen again, say, and do.

# Fun Time!

## 3 Be the Teacher

Give instructions to your partner.



### I Can ...

- do three classroom actions.
- give two classroom instructions to a friend.



## Phonics

- 1 Chant and point at the big letters.



### Alphabet Chant

Aa Bb Cc Dd Ee

Ff Gg Hh Ii Jj

Kk Ll Mm Nn Oo

Pp Qq Rr

Ss Tt Uu Vv

Ww Xx Yy Zz

- 2 Chant again and point at the small letters.

# Fun Time!

## 3 Short, Tall, and Tail Letters

Listen and do.



Short letters



a c e i m n o

r s u v w x z

Tall letters

b d f h k l t



Tail letters

g j p q y



**I Can ...**


- point to and say all the small letters from a to z.
- point to and say the alphabet from z to a.



# Unit 3 My Family

## Talk Time

- 1 Listen and say.



- 2 Practice the talk in threes.

- 3 Act out the talk in threes.






★ ★  
★ **Fun Time!**

**4** Let's Shake Hands

Make threes. Introduce each other.



**I Can ...**

- act out one of the talks about introducing my brother or sister.
- introduce one friend to another friend.

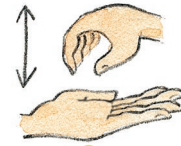


# Rhythms and Sounds

**1** Chant and do.



## Five Little Monkeys



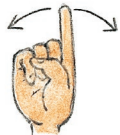
Five little monkeys jumping on the bed.



One fell off and bumped his head. Ouch!



Mom called the doctor and the doctor said,



No more monkeys jumping on the bed!

**2** Chant and change the names.



Mom



Dad



Grandma



Grandpa

# Fun Time!

## 3 Five Little Monkeys Game

Act out the chant.



### I Can ...

- shout “No more monkeys jumping on the bed!”
- do the hand actions for the *Five Little Monkeys* chant.



## Advice Time

Obey your parents.



# Words

**1** Listen, point, and say.



1. Grandpa



2. Grandma



3. Dad



4. Mom



5. brother




6. brother



7. sister

**2** Draw a family.

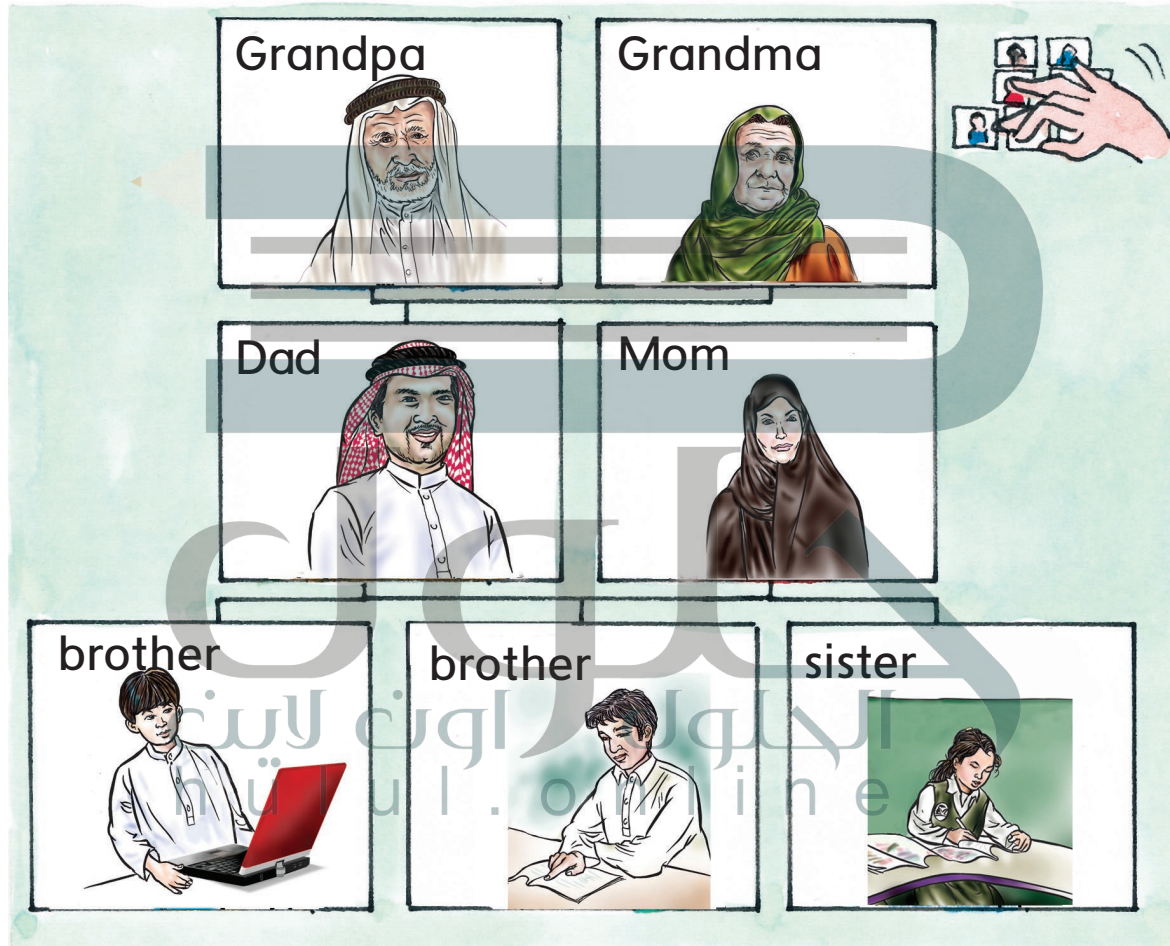


# Fun Time!

## 3 Five Finger Game



Put down your fingers one by one.  
Don't move them!



### I Can ...

- play the Five Finger Game.
- show a family drawing and say who they are.



# Phonics

**1** Listen and say.



**A** P P L E



**B** E A R



**C** O W



**D** U C K

**E** G G

**2** Trace and copy.



الجلول اونلاين  
hulul.online



B B B B B



C C C C C



D D D D D



E E E E E

3 Listen and write.

A B C D E



1. **A** P P L E




2. **B** E A R



3. **C** O W



4. **D** U C K



5. **E** G G




★ ★  
★ Fun Time!

4 Guess the Letter

Write in the air and ask your partner.



What's this letter?



It's an E!  
It's a C!

**I Can ...**

- make the sound of the letters A, B, C, D, and E.
- write the letters A to E in the air.



# Alphabet Jingle

CD3 02

1 Listen and say.

CD3 03

2 Point and say.

CD3 04

3 Say the key words.

apple



A a

bear



B b

goat



G g

hat



H h

ink




I i

jet



J j

octopus



O o

pen



P p

quilt



Q q

rabbit



R r

wolf



W w

fox




X x

yard



Y y

zebra



Z z






C c



D d




E e



F f



K k



L l



M m



N n



S s



T t



U u




V v

- CD3 05 Activity 1: Listen and touch the words. Use all ten fingers!
- CD3 06 Activity 2: Cover five words. Listen and play Word-finder.

# Letters: Tracing and Writing

1 Trace and write.



a

a pple

A

A PPLE



b

b ear

B

B EAR



c

c ow

C

C OW




d

d uck

D

D UCK



e

e gg

E

E GG

2 Trace and write.




f

fish

F

ISH



g

oat

G

GOAT



h

at

H

HAT



i

nk

I

INK




j

et

J

JET

3 Trace and write.




k

k iwi

K

K IWI




l

l ion

L

L ION



m

m onkey

M

M ONKEY




n

n est

N

N EST



o

o ctopus

O

O CTOPUS

4 Trace and write.



p

pen

P

PEN



q

quilt

Q

QUILT



r

rabbit

R

RABBIT




s

sun

S

SUN



t

tiger

T

TIGER

5 Trace and write.



U

U mbrella

U

U MBRELLA



V

V ase

V

V ASE




W

W olf

W

WOLF



X

fo X

X

FOX



Y

Y ard

Y

YARD



Z

Z ebra


Z

ZEBRA

# Word List

<b>Again</b> p 6	<b>Little</b> p 22, 23	<b>White</b> p 8
<b>Apple</b> p 26, 27	<b>Make a circle.</b> p 16	<b>Window</b> p 3
<b>Bags</b> p 2	<b>Make a line.</b> p 16	<b>Yellow</b> p 8, 9
<b>Bear</b> p 26, 27	<b>Mom</b> p 22, 24, 25	
<b>Bed</b> p 22, 23	<b>Monkeys</b> p 22, 23	
<b>Blue</b> p 8	<b>Mouth</b> p 14, 15	
<b>Books</b> p 2	<b>My name</b> p 4, 5, 11	
<b>Brother</b> p 20, 21, 24, 25	<b>Nice to meet you.</b> p 20, 21	
<b>Brown</b> p 8	<b>Nose</b> p 14, 15	
<b>Circle</b> p 16	<b>Okay!</b> p 12, 17	
<b>Clap</b> p 12, 13	<b>One</b> p 15, 21, 22, 25	
<b>Close</b> p 12, 13	<b>Orange</b> p 8	
<b>Color</b> p 8, 9	<b>Open</b> p 3, 12, 13	
<b>Come to the front.</b> p 16	<b>Pencils</b> p 2	
<b>Cow</b> p 26	<b>Pink</b> p 8	
<b>Dad</b> p 22, 24, 25	<b>Please go back to your seat.</b> p 16	
<b>Doctor</b> p 22	<b>Please open the window.</b> p 3	
<b>Duck</b> p 26	<b>Please take a seat.</b> p 2	
<b>Ears</b> p 14, 15	<b>Purple</b> p 8	
<b>Egg</b> p 26	<b>Put your bags away.</b> p 2	
<b>Eyes</b> p 12, 13, 14, 15	<b>Rainbow</b> p 8	
<b>Family</b> p 20, 24, 25	<b>Raise your hands!</b> p 12, 13	
<b>Fine</b> p 6, 7	<b>Red</b> p 8	
<b>Finger</b> p 25	<b>See you again.</b> p 6	
<b>Five</b> p 22, 23, 25	<b>Shoulders</b> p 14, 15	
<b>Friend</b> p 15, 17, 21	<b>Sister</b> p 20, 21, 24, 25	
<b>Good-bye</b> p 6, 7	<b>Sit down.</b> p 16, 17	
<b>Grandma</b> p 22, 24, 25	<b>Stand up.</b> p 16, 17	
<b>Grandpa</b> p 22, 24, 25	<b>Take out your books.</b> p 2	
<b>Green</b> p 8	<b>Take out your pencils.</b> p 2	
<b>Hands</b> p 12, 13, 15, 21	<b>Thank you.</b> p 3, 6, 7	
<b>Head</b> p 14, 15, 22	<b>This is my brother.</b> p 20	
<b>Hello.</b> p 4, 5, 6, 7	<b>Three</b> p 9, 17	
<b>Hi</b> p 4	<b>Toes</b> p 14, 15	
<b>Jumping</b> p 22, 23	<b>Two</b> p 15, 17	
<b>Knees</b> p 14, 15	<b>Welcome!</b> p 2	
<b>Letter</b> p 27		

# Picture Dictionary



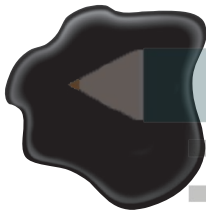
apple p26



bear p26



bed p22



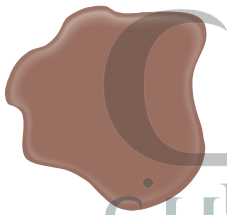
black p8



blue p8




brother p24



brown p8




clap p12




cow p26



Dad p24




duck p26




ears p14






egg p26



eyes p14



finger p25



Grandma p24



Grandpa p24



green p8



hand p12




head p14




knee p14




Mom p24



monkey p22




mouth p14



nose p14



orange p8



pencil p2



pink p8



purple p8



rainbow p8



red p8



shoulder p14



sister p20



toe p14



white p8



yellow p8

CD 1 Audio Track List		
Track	Unit	Student Book Section
2	Intro	Exercise 1. Listen and point
3	1	Exercise 1. Listen and do
4	1	Exercise 4. Greeting Game
5	1	Exercise 1. Listen and chant
6	1	Exercise 2. Listen and pronounce
7	1	Exercise 3. Listen and chant
8	1	Exercise 4. Greeting Relay
9	1	Exercise 1. Chant and point
10	1	Exercise 2. Listen and chant
11	1	Exercise 3. Color Race
12	1	Exercise 1. Chant and point
13	1	Exercise 3. Make a name card
14	2	Exercise 1. Listen, shout, and do
15	2	Exercise 3. Do It Quickly!
16	2	Exercise 1. Chant and point
17	2	Exercise 2. Listen, point, and pronounce
18	2	Exercise 3. The Teacher Says
19	2	Exercise 1. Listen and point
20	2	Exercise 3. Be the Teacher
21	2	Exercise 1. Chant and point at the big letters
22	2	Exercise 3. Short, Tall, and Tail Letters
23	3	Exercise 1. Listen and say
24	3	Exercise 4. Let's Shake Hands
25	3	Exercise 1. Chant and do
26	3	Exercise 2. Chant and change the names
27	3	Exercise 3. Five Little Monkeys Game
28	3	Exercise 1. Listen, point, and say
29	3	Exercise 3. Five Finger Game
30	3	Exercise 1. Listen and say
31	3	Exercise 3. Listen and write
32	3	Exercise 4. Guess the Letter

CD 2 Audio Track List		
Track	Unit	Workbook Section
2	1	Exercise 1. Listen and practice
3	1	Exercise 1. Listen and practice
4	1	Exercise 1. Listen and chant
5	1	Exercise 1. Listen and practice
6	1	Exercise 1. Listen, point, and practice
7	1	Exercise 1. Listen, point, and practice
8	1	Exercise 1. Listen and chant
9	1	Exercise 1. Listen and practice
10	2	Exercise 1. Listen, practice, and do
11	2	Exercise 1. Listen and practice
12	2	Exercise 1. Listen and chant
13	2	Exercise 1. Listen and practice
14	2	Exercise 1. Listen and practice
15	2	Exercise 1. Listen and practice
16	2	Exercise 1. Listen, point, and practice
17	2	Exercise 1. Listen, point, and practice
18	3	Exercise 1. Listen and practice
19	3	Exercise 1. Listen and practice
20	3	Exercise 1. Listen and practice
21	3	Exercise 1. Listen, chant, and do
22	3	Exercise 1. Listen and play
23	3	Exercise 1. Listen and practice
24	3	Exercise 1. Listen, point, and practice
25	3	Exercise 1. Listen and write

CD 3 Audio Track List		
Track	Unit	Phonics Practice Section
02	1	Exercise 1 Listen and say
03	1	Exercise 2 Point and say
04	1	Exercise 3 Say the key words
05	1	Exercise 1 Listen and touch the words
06	1	Exercise 2 Cover five words

الحد الأدنى	By the end of the year students will be able to:	الرمز
X	Recognize and produce the sounds of the English alphabet.	1/7/4
X	Recognize short and only some long vowels: {long /a/ as in "cake", long /e/ as in "sea", long /o/ as in "nose", and long /i/ as "kite"}.	2/7/4
X	Recognize and differentiate between some English letters (b & p), (f & v).	3/7/4
	Recognize and produce only some English digraphs such as, (th, sh, ch).	4/7/4
X	Recognize and match sounds to letters.	5/7/4
X	Participate verbally and non-verbally in short simple activities: greeting, giving and receiving commands and instructions.	6/7/4
X	Recognize intonation patterns of statements and questions.	7/7/4
X	Ask and respond to simple assigned sentences in present tense form with the verb (like) using first and second person singular and in affirmative, negative and interrogative statements and (Yes/No questions).	8/7/4
X	Ask and respond to basic questions about personal information using verb to be (am, is, are),(have got) and wh. questions (what, where, who, how).	9/7/4
X	Recognize and use indefinite articles (a, an) using (this and that).	10/7/4
X	Recognize and apply regular plural formation using (these and those).	11/7/4
X	Recognize and apply subjective pronouns correctly (I, You, He, She, It, We, They).	12/7/4
	Recognize prepositions of place (in, on)	13/7/4
	Talk about feelings in simple and short sentences.	14/7/4
X	Identify main colours ( red, blue, green, black, white, yellow. brown)	15/7/4
X	Identify and talk about classroom objects which are assigned in the book.	16/7/4
	Identify and talk about family members and possession using two possessive adjectives: (my, your)	17/7/4
	Identify and talk about food, animals, clothes.	18/7/4
	Talk about likes and dislikes.	19/7/4
	Be willing to listen to short digital and recorded materials.	20/7/4
X	Utter simple words and numbers (cardinal numbers 1-19).	21/7/4
	Read and count numbers in tens (10-100).	22/7/4
X	Read aloud simple words and sentences.	23/7/4
X	Read and match words to photos/drawings.	24/7/4
X	Read and comprehend simple short sentences.	25/7/4
X	Spell some simple sight words correctly.	26/7/4
	Be willing to read simple short illustrated stories.	27/7/4
X	Recognize and apply the directionality in writing English (e.g. left/right, top/bottom).	28/7/4
X	Use lined paper correctly with headline, midline, and baseline.	29/7/4
X	Copy words, numbers and simple short sentences.	30/7/4
X	Write upper/lower case letters correctly.	31/7/4
X	Use appropriate spacing between words and sentences.	32/7/4
	Write guided short answers to written questions.	33/7/4
X	Do controlled writing such as supplying missing letters and words.	34/7/4
X	Recognize and apply the punctuation and capitalization assigned for this grade: (capitalizing the beginning of names, sentences, questions and the use of full stop and question mark).	35/7/4