



KG2

Connect Plus

Term 2

Student's Book



2018-2019

غير مصرح بتداول الكتاب خارج
وزارة التربية والتعليم الفني

Contents

Let's remember	ii
How the world works	2
 Unit 5 My town	
 Unit 6 Let's play games	20
Communication	
 Unit 7 Let's make music	40
 Unit 8 Making friends	58
 The Hare and the Tortoise	76
Review 2	87
Cut-outs	91

Scope and sequence

Theme	Unit	Vocabulary	Language	Phonics	Life skills	Values	Issues and challenges	Integrated cross-curriculum topics
How the world works	5 My town	school, bank, hospital, park, fire station, police station, airport; ship, bus, taxi, metro, train, plane; doctor, teacher, teller, engineer, firefighter, police officer, pilot, soldier; bandage, stethoscope, thermometer, disposable gloves; left, right	I'm a (teacher). He's/She's a (teller). I work in a (school). He/She works in a (bank). I go to the (school) by (metro). He/She goes to the (bank) by (car). I want to be a (doctor).	st: star, dentist, stop, stamp, nest, list, step	Self-management: Saving and managing money Problem solving: Identify the problem Respecting diversity	Cooperation and participation: Roles in society	Social participation	Social Studies: Transport
	6 Let's play games	football, tennis, volleyball, hide and seek, jump rope, basketball; score a goal, team, goalie, outside, protect; in, on, under, behind; tilapia, swift, ladybug, chameleon, duck, frog; clothes shop, furniture shop, grocery shop, candy shop; budget; board game; salt, yeast, flour, water, mix, knead, shape, bake, bread	He can (kick the ball). He can't (use his hands). The cats are (in) the basket.	ck: duck, black, rocket, neck, chicken, quack, chick, back, cluck	Self-management: Managing money Problem-solving: Let's make a budget Suggesting the best solution	Love of friends	Preventative health	Science: Animals in the park Math: Let's make a budget
Communication	7 Let's make music	drum, oud, guitar, piano, accordion, trumpet, flute, violin; low, high, tall, short, big, small;	I can play the (guitar). The guitar makes a (low) sound. The (elephant) is (big).	ch: cheese, chocolate, teacher, chicken, cherry, chips, chair, China	Communication: Non-verbal communication Respecting diversity: Accepting differences Empathy: Helping others	Tolerance, respect and acceptance of others: Enjoying art and music; Let's play together Cooperation and participation: We can make friends	Respect for people with special needs	Music: High or low sound? Art: Music in art.
	8 Making friends	bike, slide, swing, merry-go-round, scooter, tug-of-war, trampoline; happy, sad, angry; yesterday; rode, kicked, shook, played	I (ride a bike) with my friends. He's/She's (angry). Yesterday, (Seleem) kicked (a ball).	sc: scooter, scarf sw: swing, sweater, swim, swan	Communication: Body language Self-Management: Managing money Critical thinking: Being a good friend Distinguishing differences and similarities	Cooperation and participation: Being good friends Love and compassion: We can make a present	Globalization Project: Entrepreneurship	

Story: The Hare and the Tortoise

Let's remember



Theme 1: Who am I?

14-3-2019



1 Draw a picture of yourself playing your favorite sport



2 Read and complete

- 1 My name is Reinas.
- 2 I am a boy / girl.
- 3 My hair is long / short.
- 4 My eyes are brown / black / blue / green.
- 5 I am 7 years old.
- 6 My favorite sport is swim.



Go to Activity Book pages

Theme 2: The world around me

14-32019



Look and circle natural or man-made

1



natural / man-made

2



natural / man-made

3



natural / man-made

4




natural / man-made

5



natural / man-made

6



natural / man-made



Go to Activity Book pages iv-v

14-3-2019

Theme 3



How the world works

14-3-2019



Unit
5

My town



1 Listen and find

Vocabulary



Go to Activity Book page

1 Read and match

2 Now say



bank

school

hospital

park

fire station

police station



Language: It's a park.

Go to Activity Book page 3

Important Jobs

1 Listen

2 Read

3 Now talk about yourself



1 My name is Dalia. I'm a teacher.
This is my school. I go to school
by car.

2 My name is Ramy. I'm a police officer.
I go to the police station by bus.



3 My name is Eman. I'm a doctor.
I go to the hospital by taxi.



4 My name is Yasser. I'm a banker.
I go to the bank by metro.



Go to Activity Book page

Transport Jobs

Reading and writing **Unit 5**



1 Listen and complete

train plane taxi ship bus



I'm a captain. I sail a ship.




I'm a driver. I drive a bus.


I'm a taxi driver. I drive my taxi through town.



I'm a metro driver. I drive a train.



I'm a pilot. I fly a plane.



Go to Activity Book page 5

I go by bus



Look, read and complete

~~school~~ bus train bank hospital taxi

1



I'm a teacher.



I work in a school.....



I go to school by bus

2



I'm a teller.



I work in a Bank.....



I go to the bank by Train

3



I'm a doctor.



I work in a hospital



I go to the hospital by taxi



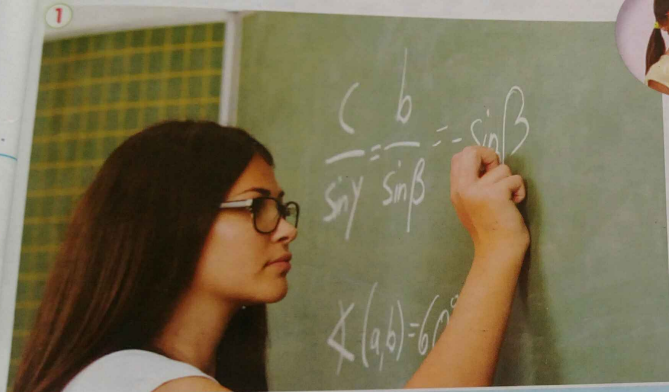
My family is important

Reading and writing **Unit 5**



Read and circle

1



This is my grandmother/mother.
She is a teacher/teller.
She works in a bank/school.
She goes to school by car/bus.



Hello. My name's Malak.



2



This is my father.
He is a pilot/firefighter.
He works in an airport/a fire station.
He goes to work by bus/metro.



Go to Activity Book page 7

When I grow up

1-4-2019



Read and complete

engineer astronaut firefighter police officer



I want to be a nurse



I want to be a Police officer



I want to be an astronaut



I want to be a firefighter



I want to be an engineer



3-4-2019



1 Listen, trace and say



He's a teacher.

He's



2 Look and complete

Language use **Unit 5**



1

He's a teacher.



She's a vet.

She's



2

She's a vet.



They're doctors.

They're



3

They're doctors.



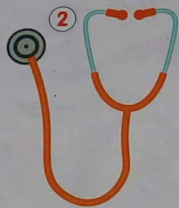
Go to Activity Book page 9




1 Listen, say and match



bandage



stethoscope



thermometer



disposable gloves



Go to Active Book page

Left and right

Speaking Unit 5

1 Listen and circle

2 Now say

The police station is on the right.



left / right

left / right

left / right

(left) / right

Go to Activity Book page 11



st

Learn sounds with Busy Bee!

Phonics



1 Listen and repeat



dentist



stop



stamp



nest



2 Listen and complete



__ _ ar



__ _ ep



3 Now say

2



li _ _

4



denti _



abcdefghijklmnopqrstuvwxyz **st** uvwxyz

Phonics: the st sound




Go to Act Book p...

Learn to write with Busy Bee!


Phonics and writing **Unit 5**

1 Look, blend and write

1  o p st
stop

2  st l i

3  e n st

4  p st e

2 Listen and say

Activity Book page

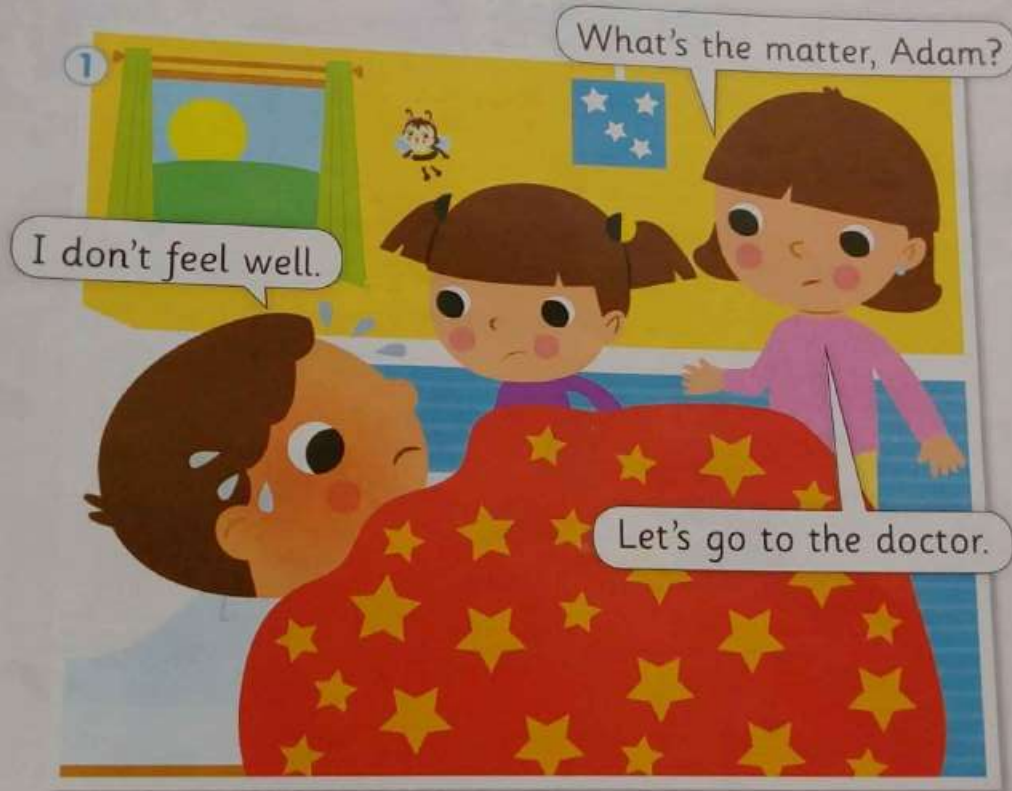
abcdefghijklmnopqrstuvwxyz

Go to Activity Book page 13

A trip to the doctor



1 Listen and point



Think!



What is the matter with Adam?





I can hear your heart with my stethoscope. Here's some medicine.



Problem-solving

5



I feel better now.

I have money.

What does Dina have?

Good! We can go to the bank now.

Think! What can Dina do with her money?

What can I do with my money?

How much money do you have?

6



I have twenty pounds.

The money is in the bank now!



We can save money.



Go to Activity Book pages 14-15

A matching game

Project

St

1 Make and play a matching game



2 Look and say



She's a teacher. She's a vet.

Show and tell

Show and tell



Language: When I grow up, I want to be a firefighter.

Unit review Unit 5

2 Look and color

Vocabulary



Life skills



Problem-solving



Phonics

st



Project



Go to Activity Book page 17

6

Let's play games

Vocabulary

Listen and find



18

20

1 Read and match

2 Now say



football

tennis

volleyball

hide-and-seek

jump rope

basketball

Language: I play football.

Go to Activity Book page 19

Let's play outside



1 Listen and follow



2 Now read

1

I play football **outside** in the park. I can kick the ball.

2



I just **scored a goal!** Hooray!

3




A football game has two **teams**.
My team is the blue team.

4



I'm a **goalie**. I can use my hands and feet.

 **Read and match**

This is Mohamed Salah. He is a famous football player. He is on the Egyptian team. He can kick the ball very well. He scores many goals.

1 football

a



2 Egyptian team

b



3 kick

c



football player

d



 Go to Activity Book page 21

Let's play hide-and-peek

Language use



1 Read and complete

in on under behind

1 She's hiding
..... the
bushes.


3 He's
the slide.



4 The cats are
the basket.



2 She's the seeker.




5 He's
the slide.




Go to Activity
Book page


Animals in the park


Connect with Science **6**

 1 Where do the animals live? Cut and stick

 2 Listen, point and say



 Go to page 93

 Go to Activity Book page 23

Different shops



Listen and say

Vocabulary

A clothes store



A furniture shop



A grocery store



A candy shop



Go to Activity Book page

Let's make a budget

1 Read and complete

T-shirt milk bread chair apple lollipop

10 LE 5 LE 1 LE 10 LE 3 LE 4 LE

I can buy

Item	Price
	10 LE
	4 LE
	14 LE

Central Bank of Egypt
TEN POUNDS

I can buy

Item	Price

Central Bank of Egypt
FIVE POUNDS

Go to Activity Book page 25



ck Learn sounds with Busy Bee!

phonics



1 Listen and repeat

ck



duck



back



rocket



neck



chicken



2 Look and circle ck



3 Listen and complete. Then say

1



qua _ _

2



bla _ _

3



du _ _

4



chi _ _



abcdefghijklmnopqrstuvwxyz

Phonics: the ck sound




Go to Activity Book page


Learn sounds with Busy Bee!


1 Listen and sing


2 Listen again and complete


cluck duck quack back cheep ~~chick~~ chicken horse

1 A  chick says cheep !

2 A  says !

3 A  says !

4 Look at my  !
cheep, cluck, quack!
Who am I?

5 I'm a , of course!



Go to Activity Book page 27

Making new friends



1 Listen and point



What does Busy Bee want to do?

I want to make new friends!



Let's go to the art club, Busy Bee!

Let's make a friendship poster!



I love the poster!



Problem-solving



5

Let's play a computer game!



Can I make new friends online?

How does Busy Bee want to make new friends now?



Think!



Is it a good idea to make new friends online?

No. Don't speak to people you don't know **online**.

A friend is here to play!

Hello, Busy Bee!

Hello, Betty Bee!



Never speak to people you don't know online!

 Go to Activity Book pages 28-29

Let's play a board game



1 Listen and follow







This is a board game.
It is called Snakes and Ladders.
I like to play it with my friends.



2 Look and match

- 1 Start
- 2 Marker
- 3 Dice
- 4 Ladder
- 5 Snake
- 6 End


- a 
- b 
- c 
- d **End**
- e 
- f **Start**



3 Now play the game



Go to Activity Book page 30





Baking bread



1 Listen, then read



salt



yeast



flour



water

1

mix



2

knead




3

shape



4

bake



5

bread



2 Answer the questions

1 What do you need to make bread? salt, _____, _____, and _____

2 When do you eat bread? breakfast

lunch

dinner

3 Do you like bread? Yes

No



Show and tell

1 Show and tell



Language: I have twenty pounds.

Unit review 6

2 Look and color

Vocabulary



Life skills

Item	Price
	10 LE
	4 LE
	14 LE



Problem-solving



Phonics

ck



Go to Activity Book page 33

Let's make music



Listen and find




Go to Activity Book page

Communication



1 Listen, look and say

2 Write the numbers



7 oud

guitar

accordion

trumpet

drum

flute

piano

1 violin



High or low sound?


Connect with music



Listen, look and say



I can play the **guitar**.
The guitar makes a **low** sound.



I can play the **drum**.
The drum makes a **low** sound.



I can play the **flute**.
The flute makes a **high** sound.



I can play the **violin**.
The violin makes a **high** sound.



Go to Activity Book page

Listen, look and circle



A bird makes a **(high/low)** sound.



A cow makes a **(high/low)** sound.



A whistle makes a **(high/low)** sound.



A horn makes a **(high/low)** sound.



A sneeze makes a **(high/low)** sound.




A ship makes a **(high/low)** sound.

Go to Activity Book page 43

Tall and short



1 Listen and say



short

tall



2 Look and write

1



2





Go to Activity Book page 4

Big and small

1 Read and say




Big

small

2 Look and say

The elephant is big.

The mouse is small.



2



Go to Activity Book page 45

Music in art

Connect with Art



What can you see? Look and write

1



I can see a

2



I can see



Unit 7 Be kind to your neighbor

Life skills Unit 7

1 Think. What is wrong in the pictures?



2 Listen and check your answers

Go to Activity Book page 47

ch Learn sounds with Busy Bee!

1 Listen, look and repeat

ch



cheese

2 Look and circle ch



chocolate



chicken



teacher

3 Listen and complete. Then say

1



air

3



bea

2



ips

4



but er

Phonics: the ch sounds

Go to Activity Book page

abcdefghijklmnopqrstuvwxyz

Learn sounds with Busy Bee!

Phonics **Unit 7**

Read and draw. Then say



2

3

A teacher on a chair

A chair on a beach

Cheese, chicken and chips
on a plate



Go to Activity
Book page 49




Let's play together

Life skills



1 Listen to the story. Then answer the question



Can we help you?



Yes, please.
Where's the piano?

You can play the piano really well.



Let's play together.

What can Eyad do?

Look and say

I can play the guitar.



I can play the guitar, too.

Go to Activity Book pages 50-51

Enjoying art and music



Listen and point

Children! Busy Bee! Listen!
Can you hear the music?



Think!
Where are Adam and Dina?

2
It's a band! They're playing music.



3 Look, there are some **paintings**.

This girl is **sad**.

This boy is **happy**.





Lara is deaf, Busy Bee. She can't hear you.

Hello, what's your name?

Oh, how can I speak to her?

Can the girl hear?



Think! How can Busy Bee speak to the girl?

You need to use sign language, Busy Bee.



Yes, look, this is how you say 'Hello!'

I like learning sign language!



We can make friends.



Go to Activity Book pages 52-53

A drum

Project

1 Make a drum



2 Look and say



This is my drum. I can play the drum.

Project: A drum



Go to Activity Book page

Show and tell











Show and tell



Language: I can play (the drum).

Unit review **Unit 7**


2 Look and color

- Vocabulary  
- Life skills  
- Phonics **ch**  
- Problem-solving  
- Project  

Go to Activity Book page 55

Unit
8

Making friends


 Listen and find



 Go to Activity
Book page 59

1 Listen and match

2 Now say



bike

slide

swing

merry-go-round

scooter

tug-of-war

Language: It's a swing.

Go to Activity Book page 57



1 Look and complete

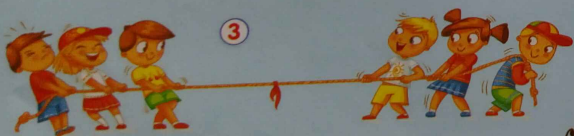
bike — tug-of-war — slide — trampoline



I play on the slide with my friends.



I jump on the trampoline with my friends.



I play tug-of-war with my friends.



I ride my bike with my friends.



Go to Activity Book page 58

1 Listen and complete

hide-and-see*k* — scoo*ter* — swi*ng* — merri*y-go-round*



I ride the *Swing* with my friends.



I ride the *merry-go-round* with my friends.



I play *hide-and-see* with my friends.

seek



I ride the *scooter* with my friends.



I play with my friends

1 Listen and circle



He slide/slides with his friends.

I play/plays tug-of-war with my friends



I ride/rides my bike with my friends.



She jump/jumps on the trampoline.

Go to Activity Book page

Being good friends

Life skills **Unit 8**

Listen and sing

listen to my friends.

share my things with my friends.

smile at my friends.

play games with my friends.

be kind to my friends.



Go to Activity Book page 61

Body language



1 Look and read




2 Role-play



He's happy.



She's sad.



She's angry.



Look and say

1

He's angry.

He's - She's - They're

2

She's shy.

3

They're excited.

Language use **Unit 8**

Say and write

.....

2

.....

3

.....

Go to Activity Book page 63



Sc Sw Learn sounds with Busy Bee!

Phonics Unit 8



1 Listen and repeat

SC



scooter

SW



swing



2 Look and circle **sc** and **sw**



sweater




scarf





swan




3 Listen and complete. Then say

1  ooter

3  ing

2  im

4  arf



abcdefghijklmnopqrstuvwxyz


Phonics: the sc and sw sounds




Go to Activity Book page 6

Learn to read with Busy Bee!


Look, read and draw



I see a scooter and a swing.



I wear a scarf and a sweater.



A swan swims.



Go to Activity Book page 65

My day yesterday

Reading **8**



1 Read and write

ball house bike slide scooter

Yesterday, I played with my friends.



My day yesterday

Language use **Unit 8**

1 Read and match

1 Yesterday, Omar **rode** a bike.

2 Fares **rode** a scooter.

3 Seleem **kicked** a ball.

4 Fareeda and Malak **shook** hands.

5 Mariam **played** in the house.



Go to Activity Book page 67

Let's go shopping



1 Listen and point

I want to make a present!


1

We need colored paper and crayons.

Let's make a picture



I have fifteen pounds. Let's go shopping!



2 How much is the colored paper, please?

It's five pounds.

How much are the crayons?

They're two pounds.

Five plus two is seven. Here's seven pounds.



How much is the clay, Sara?



It's three pounds. Do we have the money for the clay, Dina?

How much is the clay?

Ten minus seven is three.




Think!

Do they have the money for the clay?

Look at our **picture!** It's a **present** for you, Mommy.



Thank you, Sara and Dina!

 Go to Activity Book pages 68-69

A card and a chart

Project Unit 8

1 Make a card or a friendship chart



Language: Here's a card for you.



show and tell

show and tell



Language: Look at my (card). It's for my friend.

Unit review **Unit 8**



2 Look and color

Vocabulary



Life skills



Problem-solving



Phonics **SC** **SW**



Project



Go to Activity Book page 71

The Hare and the Tortoise



By Mandy Loader
Illustrated by Iole E Rosa


76



This is a hare.




This is a **tortoise**.



Look! A **race**!



One, two, three, go!




The hare can run.



... can't run!




The tortoise is slow!



The hare is fast!




He is tired.




The tortoise sees the hare.




Run, Hare, run!






Come on, Tortoise!



Well done, Tortoise!

 Listen and number



Beginning, middle and end



Look and match

Think!



Do you like the story?
Why or why not?



Beginning

Middle

End

1 Look and match

The Hare and the Tortoise




a Illustrator


b Author

2 Did you like them? Read and draw 😊 or ☹️





Go to Activity
Book pages 75-77



Draw the race



Review 2

Vocabulary


1 Listen and point




2 Color the star

Revision of vocabulary from units 5-8

Go to Activity Book page 78

 Listen and color

Language 



Revision of language from units 5-8


 Go to Activity Book page 79

1 Play the game



Revision of sounds


Go to Activity Book page 80

 1 Listen and point



Acting  2



 2 Act

Revision of language and vocabulary from units 5-8

 Go to Activity Book page 81

Cut Outs

Animals in the park



a tilapia



a swift



a ladybug



a chameleon



a duck



a frog

Connect Plus is a new and innovative course specially designed for learning based on life skills and citizenship education.


- Exciting stories, catchy songs and motivating craft activities
- Engaging characters that children will identify with
- Pre-emergent reading and writing skills including phonics
- A syllabus for learning new age-appropriate skills for home and school
- An emphasis on values for young learners

Connect Plus has been designed in alignment with the curriculum framework set by the Ministry's Center for Curriculum and Instructional Materials Development (CCIMD).

Connect Plus provides the complete package for learning based on life skills and citizenship education.

Student's Book
Activity Book
Teacher's Guide
Class Audio CD
Flash Cards
Posters

Digital materials available on the Egyptian Knowledge Bank



www.connectforegypt.com



Size 28.7 x 21 cm
Extent 154 pp
Color 4/4
Grammage 340/30 gm

رقم الكتاب
٥٠٧٦/٢٠٢٥/٢٢/٧٢