

# تم تحميل الملف من موقع **بداية**



## بداية

موقع بداية التعليمي | beadaya.com

موقع بداية التعليمي كل ما يحتاجه الطالب والمعلم  
من ملفات تعليمية، حلول الكتب، توزيع المنهج،  
بوربوينت، اختبارات، ملخصات، اختبارات إلكترونية،  
أوراق عمل، والكثير.....


حمل التطبيق



STUDENT'S BOOK  
3

**WE CAN!**

بداية  
beadaya.com | موقع بداية التعليمي



**Yoko Matsuka and Glenn McDougall**

**Mc  
Graw  
Hill**

## We Can! Student's Book 3

We Can! Copyright © 2009 by McGraw-Hill Education

Adaptation Copyright © 2023 by McGraw-Hill Education (UK) Limited

Published by arrangement with McGraw Hill LLC

ALL RIGHTS RESERVED. NO PART OF THIS BOOK MAY BE REPRODUCED OR TRANSMITTED IN ANY FORM OR BY ANY MEANS, ELECTRONIC OR MECHANICAL, INCLUDING PHOTOCOPYING, RECORDING OR BY INFORMATION STORAGE AND RETRIEVAL SYSTEMS, WITHOUT PERMISSION IN WRITING FROM MCGRAW HILL.

ISBN: 9781398928206

**Series consultant:** Mayumi Tabuchi

**Project manager:** Judy MacDonald, **Development editor:** Steve Longworth, **Editor:** Anne Tseng

**Production manager:** Alfonso Reyes, **Designers:** Peter Shaw and Kate Vandestadt

© 2023. Exclusive rights by McGraw-Hill Education (UK) Limited for manufacture and export. This book cannot be re-exported from the country to which it is sold by McGraw-Hill Education (UK) Limited.

## Photo Credits

**SB: iii** (t)©Tatweer Co. for Educational Services; **6** (tr)©Ken Karp/McGraw-Hill Education, (br)©Tetra Images/Alamy Stock Photo; **8** (15)©Tatweer Co. for Educational Services; **10** (t)©Eric Isselee/Shutterstock, (tr)©U.S. Fish & Wildlife Service/Joel Garlich-Miller, (b)©Pixtal/age fotostock, (bc)©Andrea Izzotti/Shutterstock, (br)©Corbis/Alamy Stock Photo, (bkgd)©jamestehart/Shutterstock; **11** (c)©leungchopan/Shutterstock; **13** (1)©Ian Cartwright/Getty Images, (2)©Rafael Ben-Ari/Alamy Stock Photo, (3)©Kevin Schafer/Alamy Stock Photo, (4)©Rich Carey/Shutterstock, (5)©Comstock/Getty Images, (6)©Richard Carey/Alamy Stock Photo; **15** (t)©fivespots/Shutterstock, (tc)©FloridaStock/Shutterstock, (r)©Digital Vision Ltd./SuperStock, (b)©Kuttelvaserova Stuchelova/Shutterstock, (br)©McGraw-Hill Education; **18** (1)©Mikael Damkier/Shutterstock, (2)©FStop Images GmbH/Shutterstock, (3)©Comstock/SuperStock, (4)©Pirita/Shutterstock, (5)©Veriveridis Vasilis/Shutterstock, (6)©sergemi/Shutterstock, (7)©Joggie Botma/Alamy Stock Photo, (8)©svetlanasf/123RF, (9)©Salienko Evgenii/Shutterstock, (10)©DreamPictures/Jensen Walker/Blend Images LLC; **19** (t)©estherpoon/123RF, (tr)©VGstockstudio/Shutterstock, (c)©Lew Robertson/Flame/Corbis/Getty Images, (cr)©fotandy/Shutterstock, (b)©Ingram Publishing/SuperStock; **20** (1)©NotarYES/Shutterstock, (2)©Galina Barskaya/123RF, (3)©Sam Edwards/Glow Images, (4)©imagestockdesign/Shutterstock, (5)©Lichtmeister/Shutterstock, (6)©Lukas Gojda/Shutterstock, (7)©Purestock/SuperStock, (8)©Image Source, all rights reserved., (9)©Solis Images/Shutterstock, (10)©Thirteen/Shutterstock, (11)©Comstock Images/Alamy, (12)©VGstockstudio/Shutterstock, (13)©Allrightimages/age fotostock; **22** (t)©Roberto Caucino/Shutterstock, (tr)©photobae/123RF, (b)©Stefan Schurr/Shutterstock, (br)©Alexandra Lande/Shutterstock; **23** (tr)©Gary C. Tognoni/Shutterstock; **24** (t)©McGraw-Hill Education; **25** (1)©pukach/Shutterstock, (2)©Juniors Bildarchiv/Alamy Stock Photo, (3)©McGraw-Hill Education/Mark Dierker, (4)©c)©Ingram Publishing/AGE Fotostock; **27** (tr)©timquo/Shutterstock, (br)©Sergey Novikov/Shutterstock; **29** (tr)©Pixel-Shot/Shutterstock, (b)©riekphoto/123RF, (br)©Cultura Motion/Shutterstock; **34** (tr)©Dimedrol68/Shutterstock; **41** (1)©Craig Lambert Photography/Shutterstock, (2)©PhotoAlto sas/Alamy Stock Photo, (3)©NAN/Alamy Stock Photo, (4)©LAMB/Alamy Stock Photo, (5)©Science Photo Library/Alamy Stock Photo, (6)©Naluphoto/YAY Media AS/Alamy Stock Photo; **45** (t)©Image Source/Jon Feingersh Photo, (tc)©Kaiskynet Studio/Shutterstock, (tr)©Carlos Santa Maria/carlosphotos/123RF, (b)©acceptphoto/123RF, (bc)©Fancy Collection/SuperStock, (br)©Spiroview Inc/Shutterstock; **52** (t-b)©Tatweer Co. for Educational Services, (2)©krsmanovic/Shutterstock, (3)©Kuznetsov Alexey/Shutterstock, (4)©Master1305/Shutterstock, (5)©PR Image Factory/Shutterstock, (6)©Hi Brow Arabia/Alamy Stock Photo, (7)©Stenko Vlad/Shutterstock, (8)©Tatweer Co. for Educational Services; **54** (t)©Hans Geel/Shutterstock, (tc)©Alexander Rath/Shutterstock; **56** (l-r, t-b)©De Visu/Shutterstock, (2)©Crystal Eye Studio/Shutterstock, (3)©prykhodov/123RF, (4)©Sergey Novikov/Shutterstock, (5)©wande007/123RF, (6)©William Berry/Shutterstock, (7)©prochasson frederic/Shutterstock; **60** (l-r, t-b)©Lucky Business/Shutterstock, (2)©Alizada Studios/Shutterstock, (3)©Benjamin B/Shutterstock, (4)©Rob Hainer/Shutterstock, (5)©Ruta Production/Shutterstock, (6)©PongMojj/Shutterstock, (7)©GenOMart/Shutterstock, (8)©Sergio33/Shutterstock, (9)©ronstik/Shutterstock, (10)©Hi Brow Arabia/Alamy Stock Photo; **62** (t-b)©Kutlayev Dmitry/Shutterstock, (2)©Jon Schulte/Shutterstock, (3)©Zhax/Shutterstock, (4)©Thitiwat.Day/Shutterstock; **63** (t-b)©London Live/Shutterstock, (2)©DUSAN ZIDAR/Shutterstock, (3)©etorres/Shutterstock; **64** (t-b)©Tatweer Co. for Educational Services, (2)©Kite\_rin/Shutterstock, (3)©Kletr/Shutterstock, (4)©Zurijeta/Shutterstock, (5)©Hi Brow Arabia/Alamy Stock Photo; **65** (cr)©alsanqer abdullah H/Shutterstock; **67** (tr)©Tatweer Co. for Educational Services, (c)©Volodymyr Dvornyk/Shutterstock; **71** (tr)©Tatweer Co. for Educational Services, (b)©xtock/Shutterstock, (br)©Arcady/Shutterstock; **72** (l-r, t-b)©Chalindra.B/Shutterstock, (2)©KC Lens and Footage/Shutterstock, (3)©Boumen Japet/Shutterstock, (4)©KC Lens and Footage/Shutterstock, (5)©Boumen Japet/Shutterstock, (6)©Chalindra.B/Shutterstock, (7)©Mega Pixel/Shutterstock, (8)©Alex Kh/Shutterstock, (9)©Willyam Bradberry/Shutterstock, (10)©Maffi/Shutterstock, (11)©Jukov studio/Shutterstock, (12)©A\_stockphoto/Shutterstock, (13)©Daria Chichkareva/Shutterstock, (14)©Sky Antonio/Shutterstock, (15)©Dudarev Mikhail/Shutterstock; **73** (tr)©Ahmed Hamdy Hassan/Shutterstock, (cr)©Tatweer Co. for Educational Services; **79** (t-b)©Africa Studio/Shutterstock, (2)©BestPhotoPlus/Shutterstock, (3)©Valiza/Shutterstock, (4)©maxim ibragimov/Shutterstock; **80** (l-r, t-b)©Aleksandr Kurganov/Shutterstock, (2)©Luliia Syrotina/Shutterstock, (3)©Anna Azimi/Shutterstock, (4)©blue-sea.cz/Shutterstock, (5)©bestfotostudio/123RF; **84** (l-r, t-b)©levgenii Meyer/Shutterstock, (2)©sommair damrongpanich/Shutterstock, (3)©Madlen/Shutterstock, (4)©VIVIAN NG/Shutterstock, (5)©HSNphotography/Shutterstock, (6)©Calin Stan/Shutterstock, (7)©MIGUEL G. SAAVEDRA/Shutterstock, (8)©LightField Studios/Shutterstock, (9)©studiovin/Shutterstock, (10)©George Rudy/Shutterstock, (11)©Vonne Wierink/Shutterstock, (12)©Bildagentur Zoonar GmbH/Shutterstock; **88** (l-r, t-b)©Laborant/Shutterstock, (2)©Amith Nag/Shutterstock, (3)©stuar/Shutterstock, (4)©Aha-Soft/Shutterstock, (5)©kv naushad/Shutterstock, (6)©FamVeld/Shutterstock, (7)©Volodymyr Burdiak/Shutterstock, (8)©Dino Osmic/Shutterstock, (9)©Daniel\_Santos/Shutterstock; **89** (1)©veronchick\_84/Shutterstock, (2)©VECTORWORKS\_ENTERPRISE/Shutterstock, (3)©Top Vector Studio/Shutterstock, (4)©Standard Studio/Shutterstock, (5)©Arcady/Shutterstock, (6)©Paul Brennan/Shutterstock, (7)©Designer things/Shutterstock, (8)©AveNa/Shutterstock, (9)©Walther S/Shutterstock, (10)©astudio/Shutterstock; **92** (1)©Nesrudheen Matahoor/Shutterstock, (2)©Tunde Gaspar/Shutterstock, (3)©alsanqer abdullah H/Shutterstock, (4)©Zhukov Oleg/Shutterstock, (5)©geogif/Shutterstock, (6)©MikeDotta/Shutterstock; **94** (tr)©Digital Archive Japan/Alamy Stock Photo, (cr)©ZouZou/Shutterstock, (1)©Tatweer Co. for Educational Services, (2)©Ai25/Shutterstock, (3)©LJSphotography/Alamy, (4)©NASA; **95** (t-b)©nonthepcool/Shutterstock, (2)©margouillat photo/Shutterstock, (3)©AlenKadr/Shutterstock, (4)©allamimages/Shutterstock, (5)©ANTHONY PAZ/Shutterstock; **96** (cr)©Surrphoto/Shutterstock, (br)©Olga Popova/Shutterstock; **99** (t)©Tatweer Co. for Educational Services; **102** (3)©McGraw-Hill Education; **111** (cr)©Sergio Sergio/Shutterstock; **112** (l-r, t-b)©CHOKCHAI POOMCHAIYA/Shutterstock, (2)©Madrolly/Shutterstock, (3)©Tatweer Co. for Educational Services, (6)©Alexander Demyanenko/Shutterstock, (8)©Glow Images/PunchStock; **113** (3)©LoopAll/Shutterstock, (10)©McGraw-Hill Education, (16)©Eric Isselee/Shutterstock; **115** (1)©Dmitry Naumov/Shutterstock; **116** (c)©Daxiao Productions/Shutterstock; **119** (c)©Tatweer Co. for Educational Services; **123** (4)©McGraw-Hill Education; **128** (3)©veronchick\_84/Shutterstock, (4)©Top Vector Studio/Shutterstock.



www.mheducation.com

# Contents



## Student's Book

### Term 1

<b>Unit 1</b>	<b>It's Nice to Meet You!</b>	<b>2</b>
<b>Unit 2</b>	<b>Sea Animals</b>	<b>10</b>
<b>Unit 3</b>	<b>Sports and Activities</b>	<b>18</b>
<b>Unit 4</b>	<b>Chores</b>	<b>26</b>



### Term 2

<b>Unit 5</b>	<b>Yesterday and Today</b>	<b>34</b>
<b>Unit 6</b>	<b>Jobs</b>	<b>42</b>
<b>Unit 7</b>	<b>Fun on the Weekend</b>	<b>50</b>
<b>Unit 8</b>	<b>Life's Ups and Downs</b>	<b>58</b>



### Term 3

<b>Unit 9</b>	<b>My School is Cool!</b>	<b>66</b>
<b>Unit 10</b>	<b>A Healthy Life</b>	<b>74</b>
<b>Unit 11</b>	<b>Hanging Out in Town</b>	<b>82</b>
<b>Unit 12</b>	<b>My Dream Vacation</b>	<b>90</b>



<b>Phonics Practice</b>	<b>98</b>
-------------------------	-----------


<b>Picture Dictionary</b>	<b>122</b>
---------------------------	------------

<b>Word Lists</b>	<b>130</b>
-------------------	------------

<b>Audio Track Lists</b>	<b>133</b>
--------------------------	------------

<b>Objectives</b>	<b>135</b>
-------------------	------------

<b>Workbook</b>	<b>136</b>
-----------------	------------





# Syllabus

Unit and Topic	Finding Out Time	Grammar in Action
<b>Term 1</b>		
<b>1 It's Nice To Meet You!</b>	Hi. I'm (Jack). What's your name? My name's (Hashim). How old are you? I'm (eleven) years old. Where do you live? I live in (Jeddah). Nice to meet you. Nice to meet you, too.	my, your, his, her, our, their My name is Kim. Your/His/Her name is ... Our/Your/Their names are ... Whose ... is it/are they? Whose ... is this/that/ are these/those? mine, yours, his, hers, ours, theirs, Steve's
<b>2 Sea Animals</b>	What's that? It's a (whale). What do you think about it? I think it's (big). What are those? They're (seals). What do you think about them? I don't think they're (scary). I think a (sea-horse) is (cute). I think (sharks) are (scary). I don't think (whales) are (fast).	cute, cuter, the cutest, scary, scarier, the scariest, fast, faster, the fastest, big, bigger, the biggest Chant: <i>Sea Animals</i>
<b>3 Sports and Activities</b>	What sport or activity do you like? I like (football). What sport or activity do you want to try? I want to try (rock climbing). What sport does your brother like? He likes (horse riding). What sport does he want to try? He wants to try (hang gliding).	Chant: <i>Verb Helpers</i> Do you...? Does he...? Does she...? Do they...? Yes, I do. Yes, he/she does. Yes, they do. No, I don't. No, he/she doesn't. No, they don't. tennis, volleyball, basketball, football, golf, ski, snow-boarding, horse riding, jogging, pottery, word games, computer games, painting
<b>4 Chores</b>	What chores do you do? I (feed the fish). Do you (take out the trash), too? Yes, I do sometimes. What chores does (your sister) do? She (sets the table). Does she (vacuum the floor)? Yes, she does sometimes.	walk/walks, set/sets, wash/washes, vacuum/vacuums, clean/cleans, go/goes, take/takes, fold/folds Chant: <i>Chores</i>
<b>Term 2</b>		
<b>5 Yesterday and Today</b>	What time do you get up in the morning? I usually get up at ... What time did you get up yesterday? Yesterday, I got up at ... What time do you go to bed? I usually go to bed at ... What time did you go to bed yesterday? Yesterday, I went to bed at ...	get up/got up, eat lunch/ate lunch, come home/came home, do my homework/did my homework, take a bath/took a bath, go to bed/went to bed usually, yesterday
<b>6 Jobs</b>	What does your dad do? He's a (pilot). What does your mom do? She's a (teacher).	Who's he/she? What does he/she do? Where does he/she work? Who are they? What do they do? Where do they work? a train station, a space station, a hospital, a restaurant, a fast food restaurant Chant: <i>Space Station Crew</i>

Rhythms and Reading	Phonics	Phonics Practice
<b>Term 1</b>		
<p>Chant: <i>I have a ... you have a ...</i>  <i>I have a b, You have an i, He has a c</i>  <i>She has a y, If you have a c, an l,</i>  <i>an e,</i>  <i>Then we have all the letters to</i>  <i>write ...</i>            I see you. If I see you, then you see            me. If you see me, then I see you.</p>	<p>Sounds/Vowels: ea, ee, i_e, ie,            ai, ay            meat, read, meet, cheese, seal,            sleep, sheep, peach, rice, pine,            pie, tie, rain, train, play, day</p>	<p>Phonics:            Words with ee, ea, ie            Rhyme: Piece of Cake!</p> <p>Words with ai, ay, and a_e            Rhyme: A Rainy Day</p>
<p>Chant: <i>Just Like Something</i>            as slippery as an eel, as fat as a            walrus, as big as a whale, as fast as            a dolphin, as scary as a shark, as            cute as a baby seal, as slow as a            seahorse, as noisy as a seagull</p>	<p>Sounds/Vowels: oa, ow/ou, ow            goat, snow, boat, window, yellow,            coat, house, mouse, cow, brown,            clown            Chant: <i>This Is Jack's House</i></p>	<p>Phonics:            Words with ow, oa, oe            Rhyme: On, no! She can't go!</p> <p>Words with ie, ue, ui</p>
<p>Chant: <i>More and Most</i>            Horse riding is more exciting than            cycling. Is it? Rock climbing is more            dangerous than jogging. Really? ...</p>	<p>Sounds/Vowels: oy, oi; ere, air, ear            toy, coin, boy, point, where, hair,            bear, peach, pair, chair, wear            Chant: <i>I'd like to ... but</i></p>	<p>Phonics            Words with ow, ou, oi, oy</p> <p>Words with cl, cr</p>
<p>Chant: <i>Clever Robot</i>            the smartest ever seen, keeps the            house clean, bakes my bread, makes            me a drink, sits by the fire, gives me            a smile            Rhyme: What Are They Doing Now?</p>	<p>Sounds: ar, or, er            car, fork, teacher, farm, doctor,            brother, sister, park, dark</p>	<p>Phonics:            Words with ar, or, er</p> <p>Words with ar, or, ur, ir</p>
<b>Term 2</b>		
<p>Chant: <i>What Time Do You Do It?</i>            jump out of bed, brush my teeth, eat            my lunch, meet my friends, finish            school, ride my bike home, jump into            bed, dream a lot</p>	<p>Sounds: nk, ng, ck            think, ring, rock, clock, drink, spring,            ink, thick, back, swing, wing</p>	<p>Phonics:            Words with ng, ck, and g            Rhyme: He's going camping</p> <p>Words with ng, ck            Rhyme: To the Market</p>
<p>Chant: <i>Jobs</i>            When I grow up, I want to be            (a baker).            designer, TV star, scientist, writer, doc-            tor, presenter, teacher</p>	<p>Sounds: kn, gh/ final s: /z/, /s/, /z/            right, knob, knee, knock, light, knife,            night            reads, walks, teaches, sleeps, eats,            brushes, comes, washes, cleans,            folds, goes, plays, watches, runs,            catches</p>	<p>Phonics:            Words with silent g, gh, k, h</p> <p>Words with silent letters</p>

# Syllabus

Unit and Topic	Finding Out Time
7 Fun on the Weekend	What did you do over the weekend? I cleaned my room. You practiced on the trampoline. He watched a DVD about sharks. He kicked a ball for three hours. They played computer games. Fahad studied for six hours. Ali cooked a big breakfast. Noura stayed home. That's boring / great / scary / okay / fantastic.
8 Life's Ups and Downs	What good / bad things happened to you (last year)? I won (a table tennis game) / got (first place) / was (team captain) / made (a rocket) / saw (a rainbow) / caught (a cold) / broke (my leg). We lost a (football match) / were (stuck in an elevator). My dad had (an operation). Congratulations! So did I. How nice! Sorry about that. How scary!
<b>Term 3</b>	
9 My School is Cool!	What's the name of your school? (Littlerock Elementary School.) How many students are there in your school? I don't know. / About (a thousand). Do you have school lunch at your school? Yes, we do. Every day. / No, we don't. Does your school have a school bus? Yes, it does. / No, it doesn't. Do you have a school uniform? What time does your school start? It starts at (8:00).
10 A Healthy Life	What should you do to live a healthy life? I should get up early / drink a lot of water / eat three meals a day / brush my teeth well / do some exercise / go to bed early. I shouldn't eat too much junk food / drink too much soda / watch too much TV / stay up late / play too many computer games / skip breakfast.
11 Hanging Out in Town	Excuse me. Where's the post office / train station / convenience store / supermarket / elementary school / bus stop? It's far from here / near here / about a 5-minute walk / only a few minutes / right over there / just around the corner. Is it far? How long does it take? Go (straight) and you'll find it on your (left). It's on your right/ on your left / in front of you / behind you / opposite the bus stop / next to the school.
12 My Dream Vacation	Where are you going? I'm going to (Sydney). How long does it take to get there? It takes about (two) hours. What are you going to do there? I'm going sightseeing / skiing / to stay at an English camp. What would you like to drink? I'd like some (juice), please. (Apple or orange juice)? (Apple juice), please. Here you go.


Grammar in Action	Reading and Writing	Phonics	Phonics Practice
<p>Chant: <i>Past Tense Regular Verb Chunks</i> I / you / he / she / we / you / they practice / practiced, watch / watched, cook / cooked, kick / kicked, clean / cleaned, stay / stayed, play / played, study / studied</p>	<p>How much flour / How many tomatoes? We have some / We don't have any ... Ordering in a Restaurant</p>	<p>Sounds: nd, nt sand, hand, stand, land, around, tent, paint, plant Chant: Golden Sand in the Sun Dialogue: <i>In the Shopping Mall</i></p>	<p>Long Vowels a_e, e_e, i_e, o_e, u_e</p>
<p>Chant: <i>Past Tense Irregular Verb Chunks</i> win / won, lose / lost, get / got, am, is / was, make / made, see / saw, catch / caught, have, has / had, break / broke, are / were</p>	<p><i>My Brother Khaled</i> <i>What did they cook?</i></p>	<p>Sounds: f, ph, gh frog, friends, fun, funny, phone, photo, elephant, laugh, enough, tough Chant: Enough! Story: <i>A Fun Day</i></p>	<p>Polite Vowels ai, -ay, ea, ee, -ey, -ie, oa, -oe, -ow, ui, -ue</p>
Term 3			
<p>Chant: <i>Which + Present and Past Tense</i> Which subject do you like most this year? This year I like (math). Which subject did you like most last year? Last year I liked (PE). Which grade are you in this year? This year I am in the (6th) grade. Which grade were you in last year? Last year I was in the (5th) grade. Which city do you live in? We live in Najran. Which city did you and your parents go to last year? Last year we went to (Riyadh).</p>	<p>Chant: <i>Rana Had a Little Lamb</i> <i>Our English Class Rules</i></p>	<p>Sounds: sc, sk, sq scarf, scary, scan, scuba diving, sky, skate, skirt, sky diving, square, squeeze, squid Story: <i>My School</i></p>	<p>Vowel Digraphs and Murmuring Sounds ou, ow, -oo, au, aw, oi, -oy, ar, or, ur, ir, -or, wor, -er</p>
<p>Chant: <i>Past Tense Questions and Answers</i> Did you get up early / drink milk / eat breakfast / brush your teeth this morning? Yes, I got up early / drank milk / ate breakfast / brushed my teeth this morning. No, I didn't get up early / drink milk / eat breakfast / brush my teeth this morning. play / played, talk / talked, brush / brushed, watch / watched, get up / got up, eat / ate, do / did, go to bed / went to bed, drink / drank</p>	<p>Chant: <i>Early to Bed / Late to Bed</i> <i>What's the matter?</i></p>	<p>Sounds: ur, ir, (or, ar) park, farm, horse, corn, purple, turtle, burger, bird, shirt, girl Story: <i>Story of a Horse from a Farm</i> Dialogue: <i>Clothing store</i></p>	<p>Consonant Digraphs sh, ch, ph, wh, th (unvoiced), th (voiced), -ng, -ck</p>
<p>Chant: <i>Going To</i> I / You / We / They want, He / She wants (a new DVD). I'm / You're / He's / She's / We're / They're going (to the stationery store).</p>	<p>Chant: <i>There Was a Little Green House</i> <i>A Big White House</i></p>	<p>Sounds: u_e, ue cube, cute, huge, June, barbecue, tissue, blue, Tuesday, glue Signs: <i>Keep off the grass, Please do not litter, etc.</i></p>	<p>Consonant Blends bl, br, cl, cr, pl, pr, fl, fr, gr, sn, spr, st</p>
<p>Chant: <i>Going To + Verb</i> I'm / You're / He's / She's / We're / They're going to (shop) in (Dubai). visit, watch camel races, shop, go rock climbing, eat</p>	<p>Chant: <i>Vision 2030 Kingdom of Saudi Arabia</i> <i>My Little Brother...</i></p>	<p>Sounds and Letters: beautiful – squid Days: Sunday – Saturday Months: January – December Pronouns: I, you, ..., mine, yours, ..., me, you ... them Chant: A new shirt/ too big/ not big enough</p>	<p>More Rules Silent letters: kn, igh, wr Endings: -le, -tion, -ture, -tch</p>



# Unit 1 It's Nice to Meet You!

## Finding Out Time


### 1 Listen and practice.



### 2 Small Talk: Ask your partner and get the real answers.



1. What's your name? My name's .
2. How old are you? I'm  years old.
3. Where do you live? I live in .





# Challenge Time!

3 Where do you live?

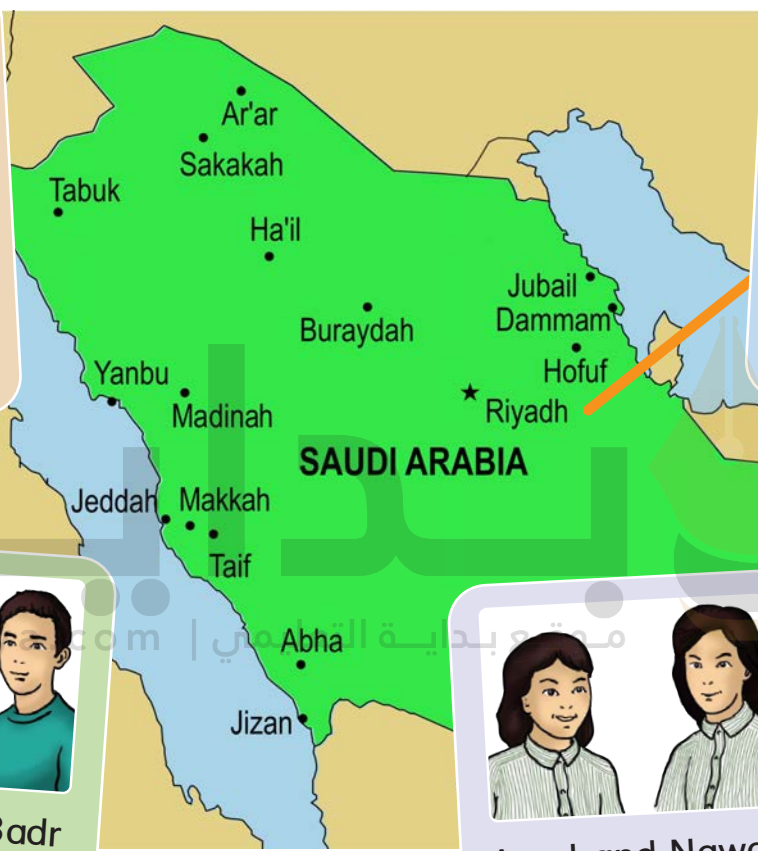


Listen, match, and circle the correct age. Ask and answer with a partner.

**to be**  
 He/She is ... / Is he/she ...  
 They are ... / Are they ...

Faisal  
 10 12


Abdullah  
 9 10



Saeed and Badr  
 11 14

Amal and Nawal  
 13 12

Noura  
 9 10



## I Can ...

- act out the talks about meeting someone with a partner.
- ask and answer questions about name, age, and where someone lives.





# Grammar in Action

**1** Listen, point, and repeat. Then number.



Hello. My name is Kim. I'm eleven years old and I live in New York.

1. This is my mother. Her name is Jasmine.

2. These are my sisters. Their names are Judy and Rose.

3. This is our little brother. His name is Pete.

**2** Listen, point, and say. Then write.



My name is Kim

Your name is يكتب الطالب اسمه Write your name!

His name is Pete

Her name is Jasmin Write your name and your friend's name!

Our names are Kim and Jasmin

Your names are يكتب الطالب اسمه واسم زميله and your friend's name!

Their names are Judy and Rose

**3** Talk about your family with a partner.  
Hello. My name is mona. I'm eleven years old. I live in Dammam.

4 This is my mother. Her name is Nadia. This is my brother. His name is Ahmed. This is my sister. Her name is Hind.

# Challenge Time!

4 Whose ... are these?

Whose clothes are these?  
Listen and match.



Whose ... is it/are they?  
... mine/yours/his/hers/  
ours/theirs/Steve's ...

They're Steve's.

Whose shoes  
are these?

They're his.

## I Can ...

- talk about people and things using *my, your, his ...*
- ask using "Whose...?" and answer using *mine, yours, his, hers, ours, theirs, or (name)'s.*



Whose dress is it?

It's mine

Whose trousers are these?

They are Steven's and Ken's

Whose coat is it?

It is Pete's

Whose book is it?

It is my brother's



# Rhythms and Reading

have .../has ...

1 Listen, chant, and point.



I have a **b**

You have an **i**

He has a **c**

She has a **y**

If you have a **c**, an **i**, an **e**,

Then we have all the letters

To write bicycle.



I have a **c**

You have an **o**

He has an **m**

She has a **p**

If you have **u-t-e-r**.

Then we have all the letters

To write computer.



2 Point and read by yourself.

3 Write your own chant. Use words you know.




# Challenge Time!

can .../can't ...

## 4 Letter Sharing Game

Can you write words with your partner?



### I Can ...

- chant the *I have, You have ...* chant.
- choose letters and say which words I can or can't write.



Now go to page 98

7

Unit 1





# Phonics

1 Listen, point, and practice.




meat



read



meet



cheese


2 Write the words. Use ea or ee.



1. s ea l



2. sl ee p



3. sh ee p



4. p ea ch

3 Listen, say, and match.



rice



pine



pie



tie

4 Listen, say, and match.



rain



train



play



day

## Advice Time

Show me your friend and I'll tell you who you are.



# Challenge Time!

5 Listen and circle the answer. Can you ask and answer with a partner?



	Noura	1 Friend's name:	2 Friend's name:
1. How old are you?	11 <b>12</b>	<u>12</u>	<u>12</u>
2. Where do you live?	Jeddah Abha	<u>Riyadh</u>	<u>Riyadh</u>
3. Do you have brothers or sisters?	<b>2 brothers, 1 sister</b> 1 brother, 1 sister	<u>1 sister</u>	<u>1 brother, 2 sister</u>
4. Do you have a smartphone?	<b>Yes</b> No	<u>Yes</u>	<u>Yes</u>
5. Do you have ...?	<b>Yes</b> No	<u>Yes</u>	<u>Yes</u>
6. How do you go to school?	<b>by school bus</b> by taxi	<u>by school bus</u>	<u>by school bus</u>

## I Can ...

- read and write words with ee, ea; meet, meat, i\_e, ie; rice, tie and ai, ay; train, play.
- listen, choose answers, and ask my partner.






# Unit 2 Sea Animals

## Finding Out Time

1 Listen, point, and practice.



2 Small Talk: Ask your partner and get the real answers.



1. What's that? It's a **seal**.
2. What do you think about it? I think it's **cute**.
3. What are those? They're **sharks**.
4. What do you think about them? I don't think they're **scary**.



Girl 1: What's that?

Girl 2: It's a seahorse.

Girl 1: What do you think about it?

Girl 2: I think it's cute.

Girl 1: What are those?

Girl 2: They're sharks.

Girl 1: What do you think about them?

Girl 2: I don't think they're scary.



# Challenge Time!

## 3 My Opinion

Can you use the pictures from Exercise 1 to say three sentences about sea animals?

Example:

1. I think a seahorse is cute.
2. I think sharks are scary.
3. I don't think whales are fast.



## I Can ...

- ask and answer four questions about sea animals.
- say what I think about two sea animals.





## Grammar in Action

1 Listen, point, and say.



cute	cuter	the cutest
scary	scarier	the scariest
fast	faster	the fastest
big	bigger	the biggest

2 Listen, point, and chant *Sea Animals*.



I think ...

a **dolphin** is **cute**.

a **seahorse** is **cuter** than a **dolphin**.

a **baby seal** is the **cutest**.




I think ...

**whales** are **fast**.

**sharks** are **faster** than **whales**.

**dolphins** are the **fastest**.





# Challenge Time!

## 3 Three Hints Game



Can you listen to three hints and guess which sea animal it is?



starfish



crab



jellyfish



octopus



squid



shark

### I Can ...

- chant the *Sea Animals* chant.
- say two things I think about two sea animals.



Now go to page 101

13

Unit 2




# Rhythms and Reading

1 Listen, chant, and do. Then practice in pairs.



## Just Like Something

- As **slippery** as an **eel**.
- As **fat** as a **walrus**.
- As **big** as a **whale**.
- As **fast** as a **dolphin**.
- As **scary** as a **shark**.
- As **cute** as a **baby seal**.
- As **slow** as a **seahorse**.
- As **noisy** as a **seagull**.



2 Point and read by yourself.

# Challenge Time!

## 3 Reading Race




Can you read fast and match sentences and animals?

- A It is as white as snow and as strong as a lion.
- B It is as scary as a tiger and as quiet as a fish.
- C It's beautiful and as fast as the wind.
- D It is very quiet and as slow as a snail.
- E It is smaller than a cat and as gray as an elephant.



## 4 Write a sentence about an animal. Exchange sentences and guess.



### I Can ...

- act out the *Just Like Something* chant with a partner.
- read and match sentences and animals by myself.







# Phonics

1 Listen and practice. Write the missing letters.



goat



snow



b oa t



wind ow



yell ow



c oa t

2 Listen, say, and match.



house



mouse



cow



brown

3 Listen and say. Then read and number.



1 clown



2 snow

how

window

now

cow

show

1
2
1
1
2

## Advice Time

The patient fisherman catches the best fish.



# Challenge Time!

4 Read and complete.



Can you read the words and write them in the correct blanks by yourself?

snake cat house cow mouse

This is Jack's house.



This is the cheese that is in Jack's (1) house.

This is the (2) mouse that eats the cheese that is in Jack's house.



This is the (3) cat that chases the mouse that eats the cheese that is in Jack's house.



This is the (4) snake that scares the cat that chases the mouse that eats the cheese that is in Jack's house.



This is the (5) cow with the pointed horns that tosses the snake that scares the cat that chases the mouse that eats the cheese that is in Jack's house.



5 Now read and say as fast as you can!

## I Can ...

- read and write words with oa, ow; goat, snow, ou, ow; house, cow.
- read and complete a rhyme by myself.





1- What sport or activity do you like?

1- What sport do you want to try?

2- I like football

2- I want to try rock climbing



# Unit 3 Sports and Activities

## Finding Out Time

1- What sport does he want to try?

2- He wants to try hang gliding

1

Listen, point, and practice.

1- What sport does your brother like?

2- He likes horse riding



Common Sports				
tennis	football	basketball	horse riding	volleyball
Dangerous Sports				
scuba diving	sky diving	hang gliding	bungee jumping	rock climbing

2

Small Talk: Ask your partner and get the real answers.



1. What sport or activity do you like? I like **horse riding**.

2. What sport or activity do you want to try? I want to try **sky driving**.

3. What sport does your brother like? He likes **football**.

4. What sport does he want to try? He wants to try **scuba diving**.

# Challenge Time!

## 3 Sports and Activities Memory Quiz



Can you remember what sports or activities your friends like or want to try?

1. Friend's name: Ahmad  
What sports does he/she like?  
He likes football  
What sports does he/she want to try?  
He wants to try Rock climbing  
What activities does he/she like?  
He/She He likes drawing  
What activities does he/she want to try?  
He/She He wants to try singing



2. Friend's name: Ali  
What sports does he/she like?  
He likes running  
What sports does he/she want to try?  
He wants to try tennis  
What activities does he/she like?  
He/She He likes drawing  
What activities does he/she want to try?  
He/She He likes doing pottery



### I Can ...

- ask and answer two questions about sports and activities.
- remember what sports and activities two of my friends like or want to try.



# Grammar in Action

1 Listen and practice.



## Verb Helpers

Do you ... ?	Yes, I do.	No, I don't.
Does he ... ?	Yes, he does.	No, he doesn't.
Does she ... ?	Yes, she does.	No, she doesn't.
Do we ... ?	Yes, you do.	No, you don't.
Do they ... ?	Yes, they do.	No, they don't.

2 Listen, say, and do.



Ball Sports				
Play ...				
tennis	volleyball	basketball	football	golf
Individual Sports				
ski	snowboard	ride a horse	jog	
Other Activities				
Do ... / Play ...				
pottery	painting	computer games	word games	

- I play tennis
- I play volley ball
- I sky
- I snowboard
- I ride a horse
- I jog
- I do pottery
- I play word games
- I play computer games
- I do painting



# Challenge Time!

## 3 Question and Answer Race

Can you ask six questions in one minute? Take turns.



1. Do you play tennis?

2. Does your father play golf?

3. Do you play computer games?

4. Do you play word games?

5. Does your brother do karate?

6. Does your friend play computer games?

1- Do you play football?

yes , I do

2- Does your father play tennis?

No , he doesn't

3- Do you play word board?

Yes , I do

4- Do you play golf?

No , I don't

5- Does your brother do painting?

No , he doesn't

6- Does your friend play word games too?

Yes , he does



## I Can ...

- chant the *Verb Helpers* chant.
- ask six questions about sports and activities.



GOAL 19



GOAL 20



# Rhythms and Reading

1 Listen, point, and say.



exciting	more exciting	the most exciting
boring	more boring	the most boring
dangerous	more dangerous	the most dangerous
difficult	more difficult	the most difficult

2 Listen, point, and chant *More and Most*. Then write a new chant by yourself.



**More and Most**  
Horse riding  
is more exciting  
than cycling.

**Is it?**


Rock climbing  
is more dangerous  
than jogging.

**Really?**

Roller skating  
is more exciting  
than running.

**Is it?**

Hang gliding  
is the most dangerous.  
What's the most exciting  
for you?





# Challenge Time!

## The Traditional Sport of Falconry

### 3 Listen and read.



Falconry is a popular sport in the Kingdom of Saudi Arabia. Many people have falcons that are trained to hunt other birds and animals.

Falcons are very strong birds. They can fly fast and dive even faster. They see very far, so they can spot animals that are kilometers away. They have very sharp talons that they use to attack and catch their prey. They are amazing to watch!



### 4 Read and say if the sentences are True or False.

1. Many people in Saudi Arabia like falconry.
2. Falcons slow down when they dive to catch an animal.
3. Falcons can see very far.
4. Falcons have soft talons.

- |                                       |                                       |
|---------------------------------------|---------------------------------------|
| <input checked="" type="checkbox"/> T | <input type="checkbox"/> F            |
| <input checked="" type="checkbox"/> T | <input type="checkbox"/> F            |
| <input checked="" type="checkbox"/> T | <input type="checkbox"/> F            |
| <input type="checkbox"/> T            | <input checked="" type="checkbox"/> F |

### I Can ...

- read and write a new *More and Most* chant by myself.
- read and talk about a traditional sport.





# Phonics

1 Listen, say, and match.



toy

coin


boy

point

2 Listen, say, and match.



WHERE?



where

hair

bear

3 Write **ere**, **ear**, or **air**.

1. I want to eat a pere.



2. Look at this pair of shoes.



3. I'd like to sit on that chair.



4. He's wearing a blue coat.



## Advice Time

A healthy mind needs a healthy body.



# Challenge Time!


I'd like to ... but

4 Listen and match the parts. Then chant.



I'd like to ... but

I'd like to play tennis	but there is no rock.
I'd like to try falconing	but don't know how.
I'd like to try riding	but I have no horse.
I'd like to try scuba diving	but I have no falcon.
I'd like to try rock climbing	but there is no sea.
I'd like to try sky diving	but there is no plane.
I'd like to try cooking	but I have no racket.
I'd like to try painting	but don't know how.



Try photography!

I have no camera and don't know how!

## I Can ...

- read and write words with oi, oy; coin, boy, ere, ear, air; where, bear, hair.
- match and chant the *I'd like to ... but* chant.





# Unit 4 Chores

## Finding Out Time

1 Listen, say, and do.



- 1- I feed the fish
- 2- I wash the dishes
- 3- I clean up my room
- 4- I take out the trash
- 5- I set the table
- 6- I go shopping
- 7- I vacuum the floor
- 8- I fold the laundry

Girl 1 : what chores do you do ?  
 Girl 2: I feed the fish

Girl 1: do you set the table , too?  
 Girl 2: yes I do sometimes

Girl 1: what chores does your sister do?  
 Girl 2: she goes shopping

2 Small Talk: Ask your partner and get the real answers.

Girl 1: does she wash the dishes?  
 Girl 2: yes , she does sometimes

1. What chores do you do? I \_\_\_\_\_.
2. Do you \_\_\_\_\_, too? Yes, I do sometimes.
3. What chores does your sister do? She \_\_\_\_\_.
4. Does she \_\_\_\_\_? Yes, she does sometimes.

- 1- clean up my room
- 2- take out the trash
- 3- sets the table
- 4- Vacuum the laundry



# Challenge Time!



## 3 Check Your Chores



Can you check your answers and find out your score?

Yes (2 points) Sometimes (1 point) No (0 points)

	Always	Sometimes	Never
1. Do you feed the fish?	( )	(●)	( )
2. Do you set the table?	(●)	( )	( )
3. Do you wash the dishes?	(●)	( )	( )
4. Do you vacuum the floor?	( )	(●)	( )
5. Do you clean up your room?	(●)	( )	( )
6. Do you go shopping?	( )	(●)	( )
7. Do you take out the trash?	( )	(●)	( )
8. Do you fold the laundry?	( )	( )	(●)

Total \_\_\_\_\_

beadaya.com | موقع بداية التعليمي

- 13 or more** I'm a great helper at home.
- 9-12** I'm a good helper at home.
- 5-8** I'm an average helper at home.
- 0-4** I'm a poor helper at home.



## I Can ...

- ask a partner two questions about his or her chores.
- say what kind of helper I am at home.





# Grammar in Action

1 Listen and practice saying the words in pairs.



Person A

1. feed
2. set
3. wash
4. vacuum
5. clean
6. go
7. take
8. fold

Person B

- feeds  
sets  
washes  
vacuums  
cleans  
goes  
takes  
folds



2 Listen and chant Chores.




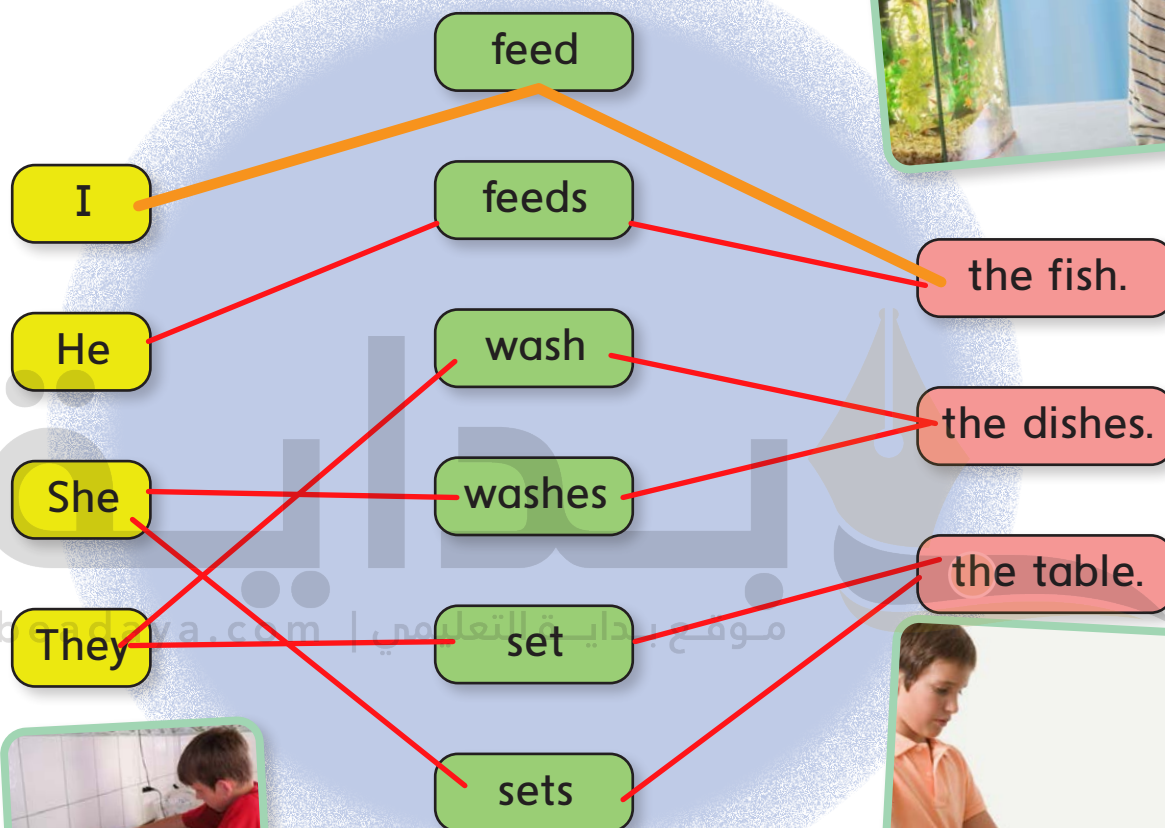
I wash the dishes.  
You wash the dishes.  
He washes the dishes.  
She washes the dishes.  
We wash the dishes.  
You wash the dishes.  
They wash the dishes.



# Challenge Time!

## 3 Make Sentences

Can you draw three different color lines and make three sentences?



### I Can ...

- choose a verb and say two forms of it (example: *take / takes*).
- chant the *Chores* chant.





# Rhythms and Reading


1 Listen and chant with actions.



## Clever Robot



I have a little robot,  
The smartest ever seen.  
He washes my dishes,  
And keeps the house clean.  
He bakes my bread,  
And makes me a drink.  
He sits by the fire,  
And gives me a smile.



2 Point and read by yourself.



# Challenge Time!

He/She is ...  
They are doing ...

## 3 What Are They Doing Now?



Write each phrase in the right place. Listen and check.

She usually vacuums and cleans up  
feeds the fish and goes  
playing games and sitting  
watching TV and eating

What is the good helper doing now?

She usually **vacuums and clean up** her room

Early in the morning or in the afternoon!

What is she doing now?

She's **Watching tv and eating** a snack.

Her room is clean, her chores all done!

What is the good helper doing now?


He usually **Feeds the fish and goes** shopping

Early in the morning or in the afternoon!

What is he doing now?

He's **Playing games and sitting** back.

The fish is full, his chores all done!



## I Can ...

- read the *Clever Robot* chant by myself.
- complete *What Are They Doing Now?* and say it.






# Phonics

1 Listen, point, and say.



car



fork



teacher

2 Read and write ar, or, or er.

1. He is playing with a toy car.



2. There is a horse on the farm.



3. He is a doctor.



4. Judy has three brothers.



5. Do you have a sister?



6. They like to play in the park.



7. He is eating with a fork.



8. It's dark at night.



## Advice Time

Don't put off until tomorrow what you can do today.



# Challenge Time!

## 3 Spelling Bee

Can you listen to the word and then spell it?



### I Can ...

- read and write words with ar; car, er; teacher, and or; fork.
- write and spell words with ar, er, and or by myself.



Now go to page 105

33

Unit 4

# Unit 5 Yesterday and Today

## Finding Out Time



1 Listen and practice saying the times.



2 Small Talk: Ask your partner and get the real answers.



1. What time do you get up in the morning?

I usually get up at **6:00 o'clock**

2. What time did you get up yesterday?

Yesterday, I got up at **six thirty**

3. What time do you go to bed?

I usually go to bed at **nine thirty**

4. What time did you go to bed yesterday?

Yesterday, I went to bed at **ten o'clock**




# Challenge Time!

3 Can you interview your teacher and friends?



Name	Usually	Yesterday
Teacher	11 : 00	12 : 00
Friend 1	9 : 30	10 : 00
Friend 2	9 : 00	9 : 30



## I Can ...

- tell the time from one o'clock to twelve o'clock (on the hour).
- ask about bedtime using *usually* and *yesterday*.



# Grammar in Action

1 Listen and practice saying the words in pairs.




**Person A**

1. get up
2. eat lunch
3. come home
4. do my homework
5. take a bath
6. go to bed






**Person B**

- got up
- ate lunch
- came home
- did my homework
- took a bath
- went to bed



2 Listen, point, and chant.




	usually	yesterday
1. 	get up I usually get up at seven o'clock Yesterday, I got up at eight o'clock	got up I usually get up at seven o'clock Yesterday, I got up at eight o'clock
2. 	eat lunch I usually eat lunch at twelve o'clock Yesterday, I eat lunch at one o'clock	ate lunch I usually eat lunch at twelve o'clock Yesterday, I eat lunch at one o'clock
3. 	come home I usually come home at three o'clock Yesterday, I came to home three thirty	came home I usually come home at three o'clock Yesterday, I came to home three thirty
4. 	do my homework I usually do my home work at five thirty Yesterday, I did my home work at eight thirty	did my homework I usually do my home work at five thirty Yesterday, I did my home work at eight thirty
5. 	take a bath I usually take a bath at eight o'clock Yesterday I took a bath at six o'clock	took a bath I usually take a bath at eight o'clock Yesterday I took a bath at six o'clock
6. 	go to bed I usually go to bed at ten o'clock Yesterday, I went to bed at nine thirty	went to bed I usually go to bed at ten o'clock Yesterday, I went to bed at nine thirty

# Challenge Time!

## 3 What Time Is It?



Can you listen to the sentences and point to the time on the clocks?



### I Can ...

- say two past tense sentences using *yesterday*.
- look at a clock and say what time it is.





# Rhythms and Reading

1 Listen, chant, and do.




## What Time Do You Do It?

At six o'clock,  
I jump out of bed  
And brush my teeth.



At one o'clock,  
I finish school  
And ride the bus home.



At two o'clock,  
I eat my lunch  
And meet my friends.



At ten o'clock,  
I jump into bed  
And dream a lot!



2 Point and read by yourself.



# Challenge Time!

## 3 Action Game

Can you mime what you do at these times?



1. a quarter past seven

At a quarter past seven, I jump out of bed!



2. half past twelve

At half past twelve I eat lunch



At three o'clock I ride my bike home



3. three o'clock

At quarter to nine I jump into bed and dream alot



4. a quarter to nine

### I Can ...

- chant the *What Time Do You Do It?* chant.
- point to and read the *What Time Do You Do It?* chant by myself.







# Phonics

1 Listen, point, and say.



1.   
think

2.   
ring

3.   
rock

2 Listen, number, and write nk, ng, or ck.




3 clock 

1 drink 

2 spring 

1 ink 

3 thick 

3 back 

2 swing 

2 wing 

## Advice Time

Early to sleep, early to rise, makes you healthy and wise.



# Challenge Time!

3 Can you write the words beside the pictures?



1. Is this a  
Yes, it is.



whale ?

2. Do you like  
Yes, I do.



cheese ?

3. Is he on the  
Yes, he is.



ship ?

4. Can you call me on the  
Okay.



phone ?

5. Do you like  
Yes, I do.



chocolate ?

6. Do you see a  
Yes, I do.



shark ?

## I Can ...

- say, spell, and write words that end in ng; spring, nk; think, ck; clock.
- write one word starting with each of the following, sh, ch, ph, and wh, and read them.






# Unit 6 Jobs

What does your dad do ?  
He is a teacher

## Finding Out Time

What does your mom do?  
She is a doctor


1 Listen and practice the words.



1. astronaut



2. reporter



3. architect



4. pilot



5. nurse



6. engineer



7. cook



8. diver



9. teacher



10. computer technician



11. firefighter



12. businessman



13. housewife



14. lawyer



15. doctor

2 Small Talk: Ask your partner and get the real answers.



1. What does your dad do? He's a (an) **a business man**


2. What does your mom do? She's a (an) **a teacher**



What's your dad's name? my dad's name is Ahmad  
 What does he do? He is a pilot

# Challenge Time!

3 Can you interview your friends?



Name	Dad or Mom's name	His or her job
Friend 1	<b>Alan</b>	<b>architect</b>
Friend 2	<b>jack</b>	<b>pilot</b>
Friend 3	<b>Adnan</b>	<b>engineer</b>



## I Can ...

- do an interview about jobs with a partner.
- say my dad's job.





# Grammar in Action

1 Listen and chant in pairs.



## Space Station Crew



Who's he? He's Abdullah.

What does he do? He's the pilot.

Where does he work? In a station.

In the train station? No, in the space station!

Who's he? He's Faisal.

What does he do? He's a doctor.

Where does he work? In a hospital.

In the city hospital? No, in the space hospital.



Who are they? They're Ali and Omar.

What do they do? They're the cooks.

Where do they work? In a restaurant.

In the fast-food restaurant?

No, in the space restaurant.



# Challenge Time!

## 2 What Do They Do?


Can you listen and match jobs and places? Then answer 3.



### 1. Their jobs



### 2. Where they work



### 3. What they do. Number in the correct order.

- 2** They put out fires.
- 3** They fly planes.
- 1** He helps sick people.

## I Can ...

- chant the *Space Station Crew* chant.
- say two jobs and what they do.







# Rhythms and Reading

1 Listen, chant, and do.



## Jobs



When I grow up,  
I want to be a designer.

When I grow up,  
I want to be a baker.

When I grow up,  
I want to be a TV reporter.

When I grow up,  
I want to be a scientist.

When I grow up,  
I want to be a writer.

When I grow up,  
I want to be a doctor.

When I grow up,  
I want to be a presenter.

When I grow up,  
I want to be a teacher.



2 Point and read by yourself.



# Challenge Time!

## 3 Job Guessing Game



Listen, circle the answers, and guess what Saeed wants to be. Ask and answer with a partner.

He wants to be astronaut.



	Saeed	Your friend
1. Where do you want to work?	in my country <u>in different countries</u>	I want to work in my <u>country</u>
2. What do you want to do?	<u>I want to travel and meet people.</u> I want to live in the city and work in an office.	I want to live in the city and work in an office
3. Do you want to learn many languages?	<u>Yes</u> No	yes, I'd like to speak <u>different languages</u>
4. Are you planning to study?	<u>Yes</u> No	yes, I am
5. Do you like to travel?	<u>Yes</u> No	yes, of course
6. Do you like to help people?	<u>Yes</u> No	yes, of course



### I Can ...

- point to and read the *Jobs* chant by myself.
- talk about what someone wants to be when he/she grows up.






# Phonics

1 Listen, say, and match. Then write **kn** or **gh**.



ri**gh**t



**kn**ob



**kn**ee



**kn**ock



li**gh**t



**kn**ife



ni**gh**t

2 Listen, say, and number. Then read.



1	2	3
/z/	/s/	/iz/
reads	walks	teaches

sleeps 2 eats 2 brushes 3 comes 1  
 washes 3 cleans 1 folds 1 goes 1  
 plays 1 watches 5 runs 1 catches 3

## Advice Time

Winners work hard.



# Challenge Time!

3

Listen and point to the numbers. Then chant.



## One Thousand Stars

I like to count the stars at night.

Ten at a time,

Ten, twenty, thirty,

Forty, fifty, sixty,

Seventy, eighty, ninety,

ONE HUNDRED!

Let's count together!

A hundred at a time!

One hundred, two hundred,

Three hundred, four...

Four hundred, five hundred,

Six hundred, seven...

Seven hundred, eight hundred,

Nine hundred...

ONE THOUSAND stars at night!

30  
100  
600  
1000  
80  
300  
900  
50  
700



## I Can ...

- spell and write words with kn; knife, gh; night and verbs ending in s or es.
- count up to one thousand.





# Unit 7 Fun on the Weekend

## Finding Out Time

1 Listen and practice. Then do it in pairs.



### Regular Verbs

1. I **cleaned** my room.
2. You **practiced** on the trampoline.
3. He **watched** a DVD about sharks.
4. He **kicked** a ball for three hours.
5. They **played** computer games.
6. Fahad **studied** for six hours.
7. Ali **cooked** breakfast.
8. Noura **stayed** home.

That's boring.  
That's great!  
That's scary!  
That's okay.  
That's great!  
That's fantastic!  
That's great!  
That's boring.



Examples:

S1: What did you do over the weekend?

S2: I kicked a ball for three hours.

S3: That's okay.

S1: What did you do over the weekend?

S2: I watched a new DVD.

S3: That's great!

S1: What did you do over the weekend?

S2: I studied for six hours.

S3: That's fantastic!






# Challenge Time!

## 2 Ask, Listen, and Comment



### 1. Practice the comments.

1. That's fantastic!
2. That's great!
3. That's okay.
4. That's boring.
5. That's scary!



### 2. Sit in a circle. Ask, answer, and make comments.



### I Can ...

- ask a partner about his or her weekend and get the answers.
- listen to someone's answer about what he or she did over the weekend and make a comment.





# Grammar in Action

## 1 Listen and practice.



I practiced	We practiced
You practiced	You practiced
He / She practiced	They practiced



## 2 Listen and chant *Past Tense Regular Verb Chunks*.



1. practiced, practiced → I **practiced** my English.
2. watched, watched → You **watched** a DVD.
3. cooked, cooked → She **cooked** breakfast.
4. kicked, kicked → He **kicked** a ball.
5. cleaned, cleaned → They **cleaned** the house.
6. stayed, stayed → We **stayed** at home.
7. played, played → You **played** outside.
8. studied, studied → You **studied** a little.



## 3 Listen and practice. Then do it in pairs.



Regular Verbs	
for <b>ed</b> say / t /	for <b>ed</b> say / d /
practice - <b>practiced</b>	clean - <b>cleaned</b>
watch - <b>watched</b>	stay - <b>stayed</b>
cook - <b>cooked</b>	play - <b>played</b>
kick - <b>kicked</b>	study - <b>studied</b>



# Challenge Time!

## 4 Verb Game



Can you write and play the Verb Game and beat a partner?

### Verb Game 1 (practice)

cooked	practiced	played
watched	kicked	studied
☆	cleaned	stayed



### Verb Game 2




## I Can ...

- say the past form of six regular verbs.
- say two things that I did over the weekend.





# Reading and Writing



How much flour /  
How many tomatoes ...?  
We have some /  
We don't have any ...

1 Listen and read. Circle the answers in the chart.



How much flour do we need?

2 cups of flour

How many tomatoes do we need?

4 tomatoes

WE NEED	HOW MUCH		HOW MANY	WE HAVE/ WE DON'T HAVE	
flour	1 cup	2 cups		YES	NO
oil	½ a cup	1 cup		YES	NO
cheese	1 cup	3 cups		YES	NO
tomatoes			4	6	YES NO
peppers			2	3	YES NO
mushrooms			10	8	YES NO

Why don't we make a pizza?

We have some flour, but we don't have any oil.



2 Listen and circle YES or NO in the chart. Practice in pairs.

3 Write two sentences with *some*, *any*, and *but*.

We have some tomatoes but we don't have any peppers.

We have some cheese but we don't have any mushrooms.



# Challenge Time!

## 4 Ordering in a Restaurant



Can you be a waiter or waitress and take an order from a partner?

### RESTAURANT LA PHONICS

APPETIZERS	MAIN COURSE
Leek soup	Spaghetti with meat sauce
Blue cheese	Seafood spaghetti
SIDE DISHES	DESSERTS
French fries	Ice cream

**SPECIAL**  
Turkey mayonnaise

please.

### Examples:

S1: What would you like?

S2: I'd like leek soup, seafood spaghetti, green salad, and ice cream, please.

S1: What drink would you like?

S2: I'd like green tea, please.

S1: Sure. Just a moment.

S1: What would you like?

S2: I'd like Blue cheese, Turkey mayonnaise, French fries, and Fruit salad, please.

S1: What drink would you like?

S2: I'd like Honey tea, please.

S1: Sure. Just a moment

## I Can ...

- ask and answer questions with *How many* and *How much* and make sentences with *some* and *any*.
- read an English menu and order at a restaurant.



# Phonics

1 Listen, read, and practice.



sand



tent

2



Listen and check (✓) *nd* or *nt*. Then complete the words.

		nd	nt
	ha <u>n</u> <u>d</u>	✓	
	pai <u>n</u> <u>t</u>		✓

		nd	nt
	sta <u>n</u> <u>d</u>	✓	
	pla <u>n</u> <u>t</u>		✓

3 Listen and circle the words ending in *nd* and *nt*. Then chant.



There is sand all around.  
There is sand in my hand.  
Golden sand in the sun!

There's a tent on the land.  
There's a tent on the sand.  
Golden sand in the sun!

## Advice Time

Actions speak louder than words.



# Challenge Time!

## 4 In the Shopping Mall



Can you be an information person and show a partner the right store?

**BILLY GOATS SUITS AND COATS**

Can I help you?

Right over there ...

Yes, please. Where can I get ... suits, coats, boots, shoes, sandals, mangos, grapefruit, oranges, snowboards, and skis?

**Examples:**

S1: Can I help you?  
S2: Yes, please. Where can I get mangos, grapefruit, and oranges?  
S1: Right over there at Julcy Fruits.  
S2: And where can I get suits and coats?  
S1: Right over there at Billy Goats Suits and Coats.  
S2: Thanks!  
S1: You're welcome.  
S1: Can I help you?  
S2: Yes, please. Where can I get boots, shoes, and sandals?  
S1: Right over there at Blue Cow Shoes.  
S2: And where can I get snowboards and skis?  
S1: Right over there at Snow Go.  
S2: Thanks!  
S1: You're welcome.

### I Can ...

- say, read, and write words ending in *nd* and *nt*.
- read English store signs in town.



Now go to pages 110, 111

57

Unit 7





# Unit 8 Life's Ups and Downs

## Finding Out Time

1 Listen and practice. Then test a partner.

What good / bad things happened to you last year?

### Irregular Verbs



#### Good Things

1. I **won** a table tennis game 21 to 3.
2. I **got** first place in a race.
3. I **was** team captain.
4. I **made** a rocket.
5. I **saw** a rainbow.

#### Bad Things

6. We **lost** a football game 8 to 0.
7. I **caught** a cold.
8. My dad **had** an operation.
9. I **broke** my leg.
10. We **were** stuck in an elevator.





# Challenge Time!

## 2 Ask, Listen, and Comment

### 1. Can you ask a question?

What happened to you yesterday / last week / last month / last year?

I won a table tennis game 21 to 3.

### 2. Can you listen to the answer and make a comment?

1. Congratulations!
2. So did I.
3. How nice!
4. Sorry about that.
5. How scary!

#### Examples:

S1: What happened to you last week?

S2: I caught a cold.

S1: Sorry about that.

S1: What happened to you last week?

S2: I saw a rainbow.

S1: So did I.

S1: What happened to you last week?

S2: I was team captain.

S1: How nice!

## I Can ...

- talk about a good or a bad thing that happened to me in the past.
- quickly make comments about what happened in the past.





# Grammar in Action

## 1 Listen and practice.



I <b>won</b>	We <b>won</b>
You <b>won</b>	You <b>won</b>
He / She <b>won</b>	They <b>won</b>



## 2 Listen and chant *Past Tense Irregular Verb Chunks*.



- lost, lost → I **lost** a tennis match.
- won, won → We **won** a football game.
- got, got → I **got** 200 points in a computer game.
- was, was → I **was** sick.
- made, made → I **made** a tree house.
- saw, saw → I **saw** a rainbow.
- caught, caught → I **caught** a big fish.
- had, had → We **had** a cake.
- broke, broke → I **broke** my glasses.
- were, were → We **were** happy.



## 3 Listen and practice. Then do it in pairs.



Irregular Verbs	
win - <b>won</b>	see - <b>saw</b>
lose - <b>lost</b>	catch - <b>caught</b>
get - <b>got</b>	have, has - <b>had</b>
am, is - <b>was</b>	break - <b>broke</b>
make - <b>made</b>	are - <b>were</b>



# Challenge Time!

4

## Verb Game



Can you write and play the Verb Game and beat a partner?

### Verb Game 1 (practice)

was	had	made
got	caught	saw
lost	broke	were



### Verb Game 2


I want to win! I'm so close.



## I Can ...

- say the past form of six irregular verbs.
- say two sentences using past tense irregular verbs.



# Reading and Writing

1 Listen and read. Then chant.



## My Brother Khaled

My brother Khaled  
Went to the cupboard,  
To find something to eat.  
But when he got there,  
The cupboard was bare,  
And so he had nothing to eat.

He went to the grocer's,  
To buy some fruit and milk.  
But when he came back,  
He was holding  
an empty brown bag!  
Poor Khaled!



the chant:  
My brother Richard  
Goes to the cupboard,  
To find something to eat.  
But when he gets there,  
The cupboard is bare,  
And so he has nothing to eat.  
He goes to the grocer's,  
To buy some fruit and milk.  
But when he comes back,  
He is holding  
an empty brown bag!  
Poor Richard!

2 Practice in pairs. Then change the verb.



went got was had went

goes gets is has goes comes is



# Challenge Time!

## 3 What did they cook?



Listen to the chant and circle the words. Can you say what they cooked?

We had some meat / chicken,  
but we didn't have any cheese / butter.

We had some tomatoes / salad,  
but we didn't have any macaroni / bread.

We had some carrots / onions,  
but we didn't have any potatoes / apples

We had some rice / flour,  
but we didn't have any eggs / oil.

We had some juice / milk,  
but we didn't have any mustard / ketchup.



Change the words and rewrite the chant with a partner. Exchange chants. What can you cook?

Comment on the chant. I think it's boring / interesting / funny / easy / difficult.

## I Can ...

- read and write the *My Brother Khaled* chant in the past or present tense and add my own pictures.
- use *some* and *any* in sentences and write a new chant.





# Phonics

1 Listen, point, and practice.



<b>f</b>	<b>ph</b>	<b>gh</b>
frog	phone	laugh

2 Listen and circle *f*, *ph*, or *gh*. Then complete the words.



1. f riends



**f**   **ph**   **gh**

2. ph oto



**f**   **ph**   **gh**

3. ele ph ant



**f**   **ph**   **gh**

4. lau gh



**f**   **ph**   **gh**

3 Listen and read. Then chant.



Enough!

Don't laugh!

I know it's tough!

But it's lots of fun!



4 Complete the sentences with the words.

enough   photo   funny

1. No, thank you. I don't want any more. It's enough.

2. It's a funny story. It makes me laugh.

3. Can I see your photo? You look really cool!

## Advice Time

Enjoy your life and be happy.



# Challenge Time!

## 5 A Fun Day



Read what Mohammed wrote about his day.

Yesterday, we went to an adventure park. Our father drove us there.

He saw me / you / him / her  
He drove us / them

6:

Yesterday, Mohammed went to an adventure park. Their father drove them there.

Mohammed and his sister saw some friends from school and played with them. Then they went on rides with their parents.

It was great fun!

After the rides, his father got him a burger. His sister didn't want one, so he got her an ice cream. They were really good, so Dad promised to take them again next week. He can't wait.



beadaya.com | موقع بداية التعليمي

## 6 Can you rewrite about Mohammed's day?

Yesterday, Mohammed went to an adventure park. Their father drove them there.

Mohammed and his sister saw ...

After the rides, his father got ...

Your writing is so neat.



## I Can ...

- say, read, and write words with *f*, *ph*, and *gh*.
- read and rewrite a short text using *me*, *you*, *him*, *her*, *us*, *them*.



Now go to pages 112, 113

65

Unit 8



# Unit 9 My School is Cool!

## Finding Out Time


1 Listen and practice.



1. What's the name of your school?

Littlerock Elementary School. /  
Bedrock Elementary School.

How many students are there in your school?



2. About 1,000 / 500 / 100.  
I don't know.



3. Do you have school lunch at your school?

Yes, we do. Every day. /  
No, we don't. We bring our own.



4. Does your school have a school bus?

Yes, it does. It has a big yellow bus. /  
No, it doesn't.



5. Do you have a school uniform?

Yes, we do. /  
No, we don't.



6. What time does your school start?

It starts at 7:00 / 7:30 / 8:00 / 8:30.



2 Practice in pairs and change the information.



# Challenge Time!

## 3 My School



Can you fill in the blanks and then talk about your school?

لَا إِلَهَ إِلَّا اللَّهُ مُحَمَّدٌ رَسُوْلُهُ

Hi! Let me introduce my school.

The name of my school is \_\_\_\_\_.

There are about \_\_\_\_\_ students in my school.

We \_\_\_\_\_ school lunch at our school.

Our school \_\_\_\_\_ a school bus.

We \_\_\_\_\_ a school uniform.

Our school starts at \_\_\_\_\_.

beadaya.com



Your school sounds cool!

Wow! That's a lot of students!



### I Can ...

- ask a friend three questions about his or her school.
- write about my school and talk about it.





# Grammar in Action

## 1 Listen and chant *Which + Present and Past Tense.*



1. Which subject **do** you **like** most this year?

This year I **like** math.

2. Which subject **did** you **like** most last year?

Last year I **liked** PE.

3. Which grade **are** you in this year?

This year I **am** in the 6th grade.

4. Which grade **were** you in last year?


Last year I **was** in the 5th grade.

5. Which city **do** you **live** in?

I **live** in Najran.

6. Which city **did** you and your parents **go** to last year?

Last year we **went** to Riyadh.



## 2 Ask a partner the questions and get the real answers.

## 3 Listen and practice. Then do it in pairs.



do - <b>did</b>	are - <b>were</b>	like - <b>liked</b>	go - <b>went</b>
-----------------	-------------------	---------------------	------------------

# Challenge Time!

## 4 Subject Race

Can you write and play Subject Race and beat a partner?




### Subject Race 1 (practice)

language	science	math
social studies	☆	English
PE	art	history



### Subject Race 2

## I Can ...

- talk about my favorite subject this year and last year.
- say which grade I'm in this year and which grade I was in last year.





# Reading and Writing

**1** Listen and read. Then chant.



## Rana Had a Little Lamb

Rana had a little lamb.  
 Its fleece was white as snow.  
 Everywhere that Rana went,  
 The lamb was sure to go.



It followed her  
 to school one day,  
 Which was against  
 the rules.

It made the children  
 laugh and play,  
 To see a lamb  
 at school.



Rana has a little lamb.  
 Its fleece is white as snow.  
 Everywhere that Rana goes,  
 The lamb is sure to go.  
 It follows her to school one day,  
 Which is against the rules.  
 It makes the children laugh and  
 play,  
 To see a lamb at school.

**2** Practice in pairs. Then change the verb tense and chant.



had      was      went      was      followed      was      made

has

is

goes

is

follows

is

makes



# Challenge Time!

## 3 Listen, Match, and Present



Can you copy the rules, add pictures, and make a poster?



### Our English Class Rules

Don't shout;                      for help when you have a problem.  
Listen                                English in class!  
Stand up                            when you present.  
Ask                                    speak clearly.  
Don't forget                        too much noise when you play games.  
Use                                    to the teacher.  
Don't make                            to do your homework.  
Speak                                 your CD when you study English.



Can I see your pictures? Very nice!



## I Can ...

- read the *Rana Had a Little Lamb* chant, rewrite it in the present tense, and present it with pictures.
- read, write Our English Class Rules, make a poster with pictures, and present it.





# Phonics

1 Listen, point, and practice.



sc



scarf

sk



sky

sq



square

2 Listen and complete the words. Use sc, sk, or sq.



s k y



s q uare



s c arf



s k ate



s q ueeze



s c ary



s k irt



s q uid



s c an



3 Write what they're doing.

1. He's squeeze \_\_\_\_\_ oranges.  
He's making orange juice.
2. He's skate \_\_\_\_\_.  
It's a dangerous sport.
3. He likes the sea.  
He's scary \_\_\_\_\_.



## Advice Time

What is learned in youth is carved in stone.



# Challenge Time!

## 4 My School



Can you read and then write about your school?  
Use photos or draw pictures.

I live in a small town. I have a lot of friends and we all go to the same school.

Our school is really cool!

There are about 20 classrooms, a library, a big yard, and an art workshop.

The principal's office and the teachers' lounge are on the ground floor.

There are "smart classrooms" in our school with computers, projectors, and interactive boards!

We really like using our "smart classroom."



Now write about your school.

I live in **Riyadh** (name of town)

I have lots of friends in my school. There are about 30 classrooms, a library, a big yard, and an art workshop. There are many teachers here, but my favorite teacher is Mr Mazen. He teaches us Arabic and he's great. My favorite subject is English. There are "smart classrooms" in our school with computers, projectors, and interactive boards! We really like using our "smart classroom"

### I Can ...

- say, read, and write words beginning with *sc*, *sk*, and *sq*.
- read about someone's school and write about my own school.





# Unit 10A Healthy Life

## Finding Out Time

1 Listen and practice. Then test a partner.



What should you do to live a healthy life?

### Good Things I Should Do

1. I **should** **get up** early.
2. I **should** **drink** a lot of water.
3. I **should** **eat** three meals a day.
4. I **should** **brush** my teeth well.
5. I **should** **do** some exercise.
6. I **should** **go to bed** early.



### Bad Things I Shouldn't Do

7. I **shouldn't** **eat** too much junk food.
8. I **shouldn't** **drink** too much soda.
9. I **shouldn't** **watch** too much TV.
10. I **shouldn't** **stay up** late.
11. I **shouldn't** **play** too many computer games.
12. I **shouldn't** **skip** breakfast.





# Challenge Time!

## 2 Healthy Life Test



Can you say if you live a healthy life every day?

1. Practice the frequency markers.
2. Do the questionnaire. Add up the total score.
3. Talk to a partner about your score.

	I always do (10 points)	I usually do (8 points)	I sometimes do (5 points)	I usually don't (2 points)	I never do (0 points)
1. I get up early.					
2. I eat breakfast.					
3. I go to bed early.					
4. I brush my teeth.					
5. I play with my friends.					
6. I play outside.					
7. I take a bath or shower.					
<b>TOTALS</b>					

**50–70 points**  
I live a very healthy life.

**30–50 points**  
I live a so-so healthy life.

**Less than 30 points**  
I don't think I live a healthy life.



### I Can ...

- say two things I should or shouldn't do to live a healthy life.
- say if I live a healthy life or not.





# Grammar in Action

## 1 Listen and chant *Past Tense Questions and Answers.*



1. Did you **get up** early this morning?  
 Yes, I **got up** early this morning.  
 No, I didn't **get up** early this morning.




2. Did you **drink** milk this morning?  
 Yes, I **drank** milk this morning.  
 No, I didn't **drink** milk this morning.



3. Did you **eat** breakfast this morning?  
 Yes, I **ate** breakfast this morning.  
 No, I didn't **eat** breakfast this morning.



4. Did you **brush** your teeth this morning?  
 Yes, I **brushed** my teeth this morning.  
 No, I didn't **brush** my teeth this morning.



## 2 Ask a partner the questions and get the real answers.

## 3 Listen and practice. Then do it in pairs.



Regular Verbs	Irregular Verbs
play - <b>played</b>	get up - <b>got up</b>
talk - <b>talked</b>	eat - <b>ate</b>
brush - <b>brushed</b>	do - <b>did</b>
watch - <b>watched</b>	go to bed - <b>went to bed</b>
	drink - <b>drank</b>

# Challenge Time!

## 4 Verb Game



Can you write and play the Verb Game and beat a partner?


### Verb Game 1 (practice)

drank	ate	brushed
did	stayed	played
followed	got	went



### Verb Game 2


Look! You missed one. There!



### I Can ...

- answer two past tense questions about what I did this morning.
- ask a partner or teacher two questions about what they did this morning.






# Reading and Writing

1 Listen and read. Then chant.




## Early to Bed

Early to bed  
And early to rise,  
Makes you  
Healthy, wealthy,  
And wise.



## Late to Bed

Late to bed  
And late to rise,  
Makes you  
Sleepy, grumpy,  
And tired.



2 Practice in pairs. Person A says *Early to Bed* first, then Person B says *Late to Bed*. Then change.



# Challenge Time!

## 3 What's the matter?




Can you listen, read, and match with the pictures?  
Mime and practice in pairs.

I have a headache.  
Did you play too many computer games?  
Yes, I did. I know I shouldn't, but the new games were really exciting!

I have a toothache.  
Do you brush your teeth every day?  
Well, usually. But sometimes I forget.

I have a stomachache.  
Did you have breakfast in the morning?  
No, I didn't. I know I should, but I wasn't hungry.

I have an earache.  
Do you clean your ears?  
Well, I try. But sometimes I forget.



## I Can ...

- read and practice the *Early to Bed* chant by myself.
- ask and answer questions about aches and give reasons.





# Phonics

1 Listen, point, and practice.



ur



purple

ir



bird

2 Listen and complete the words. Use *ur* or *ir*.



sh i r t



g i r l



t u r tle



b u r ger



3 Read and then listen.



## Story of a Horse from a Farm

A horse from a farm asked a purple bird in the park, "Do you like corn?" "Yes, I do," answered the purple bird. And chirp, chirp, she flew away.



## Advice Time

Good health is a crown the healthy wear that only the sick can see.



# Challenge Time!

## 4 Clothing Store



Can you be a storekeeper and do the shopping dialogue with a partner?

### Clothing Store

Girls' Clothes	
scarf	SAR 80
belt	SAR 20
skirt	SAR 160
uniform	SAR 280

Boys' Clothes	
T-shirt	SAR 100
jacket	SAR 160
trousers	SAR 160
sweater	SAR 60

Can I help you?

Which one?  
This one?

Yes, please.  
I want a sweater.

Yes, thanks.  
How much is it?

It's 60 SAR.

Here you go.

Here's your change.

Good-bye.

Thank you and good-bye.

### I Can ...

- say, read, and write words with *ur* and *ir*.
- do a shopping dialogue with a partner.



GOAL 79



GOAL 80

Now go to pages 116, 117





# Unit 11 Hanging Out in Town

## Finding Out Time

1 Listen and practice. Then act out in pairs.



Excuse me.  
Where's the ...  
post office?  
train station?  
convenience store?  
supermarket?  
elementary school?  
bus stop?

It's far from here.  
It's near here.  
It's about a 5-minute walk.  
It's only a few minutes.  
It's right over there.  
It's just around the corner.

Is it far?  
How long  
does it take?






# Challenge Time!

## 2 Showing the Way



Can you give a partner directions to a place?  
Use the map on page 82. Start at the yellow circle.



### I Can ...

- tell a partner how to get to two places on the map.
- give someone directions in my town when I'm asked.





# Grammar in Action

## 1 Listen and chant *Going To*.



1. I want a stapler and staples.  
**I'm going** to the stationery store.



2. You want some candy.  
**You're going** to the candy store.



3. My brother wants a new DVD.  
**He's going** to the DVD store.



4. Mom wants some bread and cakes.  
**She's going** to the bakery.



5. We want some books.  
**We're going** to the bookstore.



6. Grandma and Grandpa want  
some flowers and pots.  
**They're going** to the flower store.



## 2 Listen and practice. Then do it in pairs.



<b>I'm going</b>	<b>We're going</b>
<b>You're going</b>	<b>You're going</b>
<b>He's / She's going</b>	<b>They're going</b>

# Challenge Time!

## 3 Shopping Game

Can you play the Shopping Game and beat a partner?



Where are you going?

bakery	stationery store	coffee shop
DVD store	bookstore	flower store
butcher shop	convenience store	supermarket



What do you want?

a stapler	some candy	a new DVD
some bread and cakes	some books	some flowers and pots
some meat	a newspaper	some eggs

That's right! Well done. It's fun. Let's do it again.



### I Can ...

- say six names of stores.
- say what I want and where I'm going to buy it.



# Reading and Writing



## Grammar Toolbox


there is    there was

1 Listen and read. Then chant.



## There Was a Little Green House

There was a little green house,  
And in the little green house,  
There was a little brown house,  
And in the little brown house,  
There was a little yellow house,  
And in the little yellow house,  
There was a little white house,  
And in the little white house,  
There was a little red heart.



Example:

There was a little green box,  
And in the little green box,  
There was a little brown box,  
And in the little brown box,  
There was a little yellow box,  
And in the little yellow box,  
There was a little white box,  
And in the little white box,  
There was a little red ball.

2 Change "house" to something else and chant in pairs.



box



bottle



fish



book



doll



letter





# Challenge Time!

There are ...  
There were ...

## 3 Write, Draw, and Present



Can you write your own version of the *There Was a Little Green House* chant and add pictures? Use words for rooms and things in the rooms.

### A Big White House

There was a big white house,  
And in the big white house,  
There were two floors.

And on the first floor,  
There was a **living room**,

And next to the living room,  
There was a **dining room**.

And on the second floor,  
There were two bedrooms,

And in the bedrooms,  
There were **beds, chairs, and clothes**

Talk about the rooms in your house and the things in them.

### I Can ...

- read and chant the *There Was a Little Green House* chant.
- write my own version of the *There Was a Little Green House* chant, add my own pictures, and present it.





# Phonics

**1** Listen, point, and practice.



**u\_e**  
cube



**ue**  
barbecue




**2** Listen and number. Then unscramble the letters and write.



stuesi  
**1: tissue**



deTsuya  
**2: Tuesday**



tuec  
**3: cute**



eguh  
**1: huge**



ubel  
**2: blue**



eulg  
**1: glue**

uqmsoe  
**2: mosque**

**3** Unscramble the words and write the sentences. Begin with a capital letter.

garden have barbecues like to in our in

June we **We like to barbecues in our garden in June**

gave of glue my friend me a huge bottle

**My friend gave me a huge bottle of glue**

## Advice Time

He who shows you the right way is the same one who follows it.



# Challenge Time!

## 4 Signs



Can you read the signs?

1. **No Parking**

2. **keep off grass**

3. **No skateboards**

4. **No bicycles**

5. **No shouting**

6. **Library**

7. **Warning! Please Switch Off All Cell Phones**

8. **Please Do Not Litter**

9. **No Eating No Drinking**

10. **No Balls**

### I Can ...

- say, read, and write words with *u\_e* (clever *e*) and *ue*.
- read six signs in my town in English.



Now go to pages 118, 119



# Unit 12 My Dream Vacation

## Finding Out Time

**1** Listen and practice. Then do it in pairs.



**Examples:**

**S1: Where are you going?**

**S2: I'm going to Sydney.**

**S1: How long does it take to get there?**

**S2: It takes about sixteen hours.**

**S1: What are you going to do there?**

**S2: I'm going to stay at an English camp.**

**S1: Where are you going?**

**S2: I'm going to Vancouver.**

**S1: How long does it take to get there?**

**S2: It takes about fifteen hours.**

**S1: What are you going to do there?**

**S2: I'm going to do sightseeing.**

**S1: Where are you going?**

**S2: I'm going to Dubai.**

**S1: How long does it take to get there?**

**S2: It takes about two hours.**

**S1: What are you going to do there?**

**S2: I'm going to shop.**

Where  
you go

three / four /  
nine hours.

What are you going  
to do there?

I'm going ... sightseeing / skiing /  
diving / stay at an English camp.



# Challenge Time!

## 2 In-Flight Ordering

**Example:**

**S1: Good evening. What would you like to drink?**

**S2: Hi. I'd like some water, please.**

**S1: Water, or cola?**

**S2: Water, please.**

**S1: Here you go.**

**S2: Thank you.**

**S1: You're welcome.**

**S1: Good evening. What would you like to eat?**

**S2: Hi. I'd like some noodles, please.**

**S1: Noodles or rice?**

**S2: Noodles, please.**

**S1: Here you go.**

**S2: Thank you.**

**S1: You're welcome.**

**S1: Good evening. What are you going to drink after dinner?**

**S2: Hi. I'd like some tea, please.**

**S1: Tea or green tea?**

**S2: Green tea, please.**

**S1: Here you go.**

**S2: Thank you.**

**S1: You're welcome.**

... an order

... you go.

Thank you.

... welcome.

... juice, apple juice, water, or cola?

... fish? Noodles or rice?

... fee, green tea, or juice?

... akes, and

... endant and





# Grammar in Action

## 1 Listen and chant *Going To + Verb.*



1. **I'm going to visit** the city of Abha in Asir.
2. **You're going to watch** camel races in Riyadh.
3. **He's going to visit** the Children's Art Show at the Kingdom Tower.
4. **She's going to shop** in Dubai.
5. **We're going to go** rock climbing in the Wadi Rum Reserve, in Jordan.
6. **They're going to eat** traditional dishes in Lebanon.



## 2 Listen and practice. Then chant in pairs.



<b>I'm going to visit</b>	<b>We're going to visit</b>
<b>You're going to visit</b>	<b>You're going to visit</b>
<b>He's / She's going to visit</b>	<b>They're going to visit</b>

# Challenge Time!

## 3 Travel and Do

Can you play Travel and Do and beat a partner?

Where are you going?

Najran	Lebanon	Jordan
Dubai	Jeddah	Dammam
Riyadh	Oman	Jizan

What are you going to do there?

ride	drive	shop
climb	eat	swim
visit	camp	watch

Only two more! You've got it!



### I Can ...

- chant the *Going To + Verb* chant.
- say where I want to go on my trip and what I want to do there.



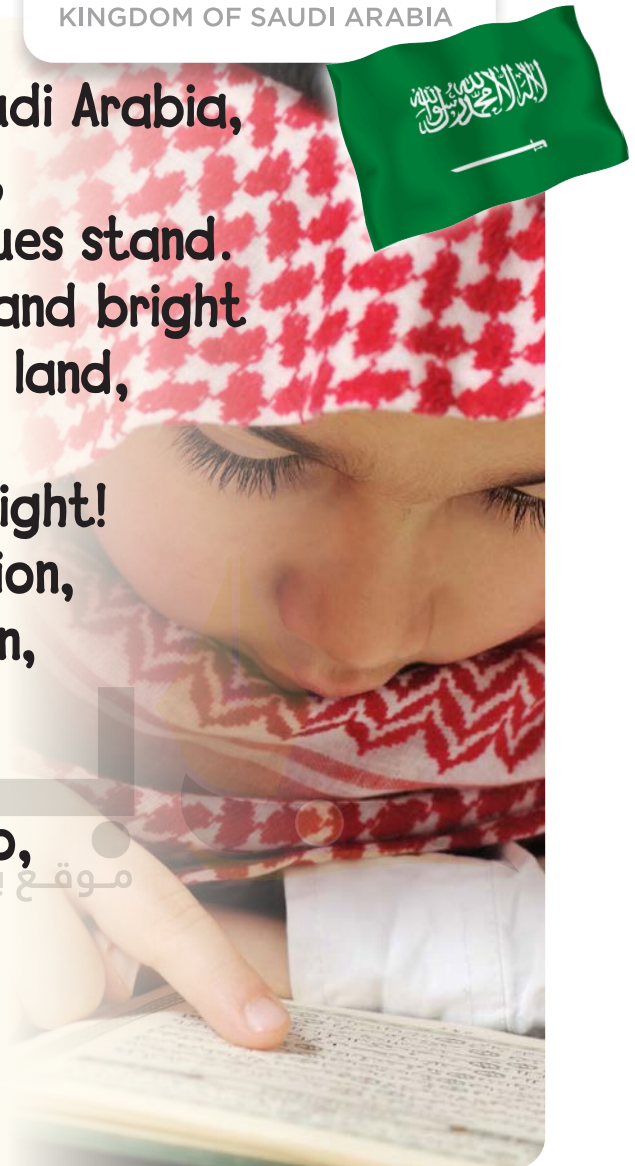


# Reading and Writing

1 Listen and read. Then chant.




This is the Kingdom of Saudi Arabia,  
A great and blessed land,  
Where the two Holy Mosques stand.  
The future will be strong and bright  
For all the children of the land,  
The vision will come true  
And all will be good and right!  
With the faith of the nation,  
With health and education,  
The vision will come true  
For all the population!  
The ships will come and go,  
From all over the globe.  
Businesses big and small,  
The Kingdom they will call  
The leader of them all!



2 Match with the pictures.

1. small      2. globe      3. business      4. leader





# Challenge Time!

Why did you ...?  
Because it's so cute.  
Because I was very thirsty.

## 3 Read, Match, and Present



Can you read, match, and complete the chant with these phrases? Listen and check.

very sleepy   very hungry   very thirsty   so cute

### My Little Brother ...

Why did you eat all the soup?

Because I was **very hungry**

Why did you drink all the juice?

Because I was **very thirsty**

Why did you take my panda?

Because it's **so cute** !

And why did you sleep in my bed?


Because I was **very sleepy**

You have a bed!

Yours is nicer!



## 4 Change the words and write your own chant with your partner. Comment on each other's chants.



### I Can ...

- read the *Vision 2030 Kingdom of Saudi Arabia* chant by myself.
- write my own chant, add my own pictures, and present it with my opinion.



# Phonics

## 1 Can you read these words?



<b>1. Sounds and Letters</b>	<b>2. Days</b>
beautiful, clouds, seas, enough, interesting, silently, white, shining, barbecue, laughing, photo, square, scarf, squid	Sunday, Monday, Tuesday, Wednesday, Thursday, Friday, Saturday
<b>3. Months</b>	<b>4. Pronouns</b>
January, February, March, April, May, June, July, August, September, October, November, December	I, you, he, she, it, we, they mine, yours, his, hers, ours, theirs me, you, him, her, us, them

## 2 Listen, read, and chant.



I went to the mall and bought a new shirt.

I put it on, but it was too big.

I took it back and got a smaller one.

I put it on, but it wasn't big enough.

What can I do?



## 3 Write more verses for the chant with different things.

### Advice Time

There is no place like home.

Boy: I went to the mall and bought a new jacket.  
I put it on, but it was too small.  
I took it back and got a bigger one.  
I put it on, but it wasn't big enough.  
What can I do?



# Challenge Time!

4

## Holiday Postcard

Can you pick one place you want to go and write a postcard from your trip?



Sunday, August 7th  
From Honolulu

Dear Saeed,  
How are you? I'm in Hawaii.  
It took six hours to fly here.  
I'm having a great time in Honolulu.  
I'm learning to surf. It's great!  
See you soon,



Monday, July 5th

From Rome

Dear Bandar,

How are you? I'm in Italy.

It took six hours to fly here.

I'm having a great time in Rome.

I'm eating pizza. It's great!

See you soon,

Eddy

## I Can ...

- read different words on my own and use *too* or *enough* to say if something is the right or wrong size, price, etc.
- read and write a short postcard from my trip.



# Words with ee, ea, ie

1 Listen, point, and say.

CDS 02



ee  
sleep



ea  
read



ie  
tie

2 Look at the picture and circle the right word. Then listen and check.

CDS 03

1.		beech	beach	bead	bid	✓
2.		pay	pine	pie	pin	
3.		tease	cheese	chess	close	
4.		meat	team	mat	met	
5.		sell	less	seal	sale	
6.		ship	shape	sheep	heap	
7.		meat	meet	met	mit	
8.		patch	cheap	pitch	peach	

3 Listen, point, and say. Then say and mime.

CDS 04

## Piece of Cake!

B-e-a-c-h says beach.  
But head says head.  
Sneaker says sneaker.  
But sweater, sweater!  
Treasure says treasure.

And bear says bear.  
But steak says steak.  
And so does break!  
It's not a mistake.  
Piece of cake!



# Words with ai, ay, and a\_e



1 Listen, point, and say.


cb5 05



ai  
train



ay  
day



a\_e  
tape

2 Look at the pictures and write ai, ay, or a\_e. Then listen and check.

cb5 06

1.		sn_ ai _l	6.		r_ ai _ncoat
2.		M_ ay _	7.		t_ a_ p_ e_
3.		cr_ ay _on	8.		c_ a_ k_ e_
4.		d_ ay _	9.		pl_ ay _
5.		ch_ ai _n	10.		t_ ai _l

3 Listen, point, and say. Circle all the words with ai and ay.

cb5 07

## A Rainy Day

It's a rainy day today.

Stay in and play!

It's a rainy Saturday.

Let's play I say!



The snails are out.

They're big and fat!

It's a rainy day today.

A rainy Saturday!

So fresh, so cool ...



# Words with ow, oa, oe

1 Listen, point, and say.

CDS 08



**ow**  
snow



**oa**  
boat



**oe**  
toe

2 Look at the pictures and write the words using *ow*, *oa*, or *oe*. Then listen and check.

CDS 09



1. w indow

2. t **oe**

3. c **oa**

4. g **oa**

5. J **oe**

6. sh **ow**

7. y **el**ow

8. s **ea**

3 Listen, point, and say. Then say and mime.

CDS 10

Oh, no! She can't go!

**Picnic**

She fell down and broke her toe.

She's hugging her pillow,

She's feeling low.

She'll miss the picnic!

Oh, no! Oh, no!

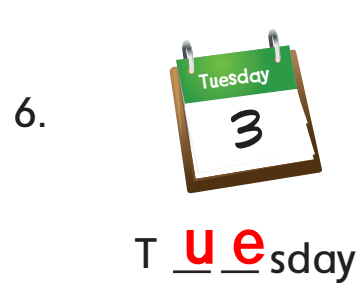
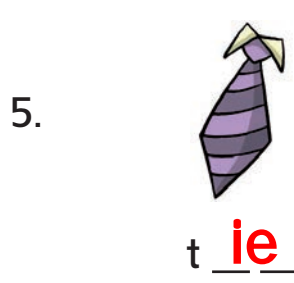

She fell down and broke her toe,

Oh, no! She can't go!



# Words with ie, ue, ui

1 Write *ie*, *ue*, or *ui*.



2 Listen and write.

CD5 11

Joe likes apples. Joe likes bananas. Joe likes grapes. He likes all kinds of fruit.

He is eating apple pie and drinking a glass of juice.

He is wearing a blue tie.

He looks very cool!



# Words with ow, ou, oi, oy

1 Listen, point, and say.

CD5 12



cow



house



coin



toy

2 Look at the picture and circle the right word. Then listen and check.

CD5 13

1.		paint	<b>point</b>	pin	pond	✓
2.		lower	clover	<b>flower</b>	follow	
3.		<b>mouse</b>	moose	mouth	mount	
4.	<b>1000</b>	thorough	sandstorm	husband	<b>thousand</b>	
5.		toy	<b>boy</b>	yolk	boil	
6.		down	lawn	<b>clown</b>	clone	
7.		loud	<b>cloud</b>	clone	clawed	
8.		<b>brown</b>	brand	row	bran	

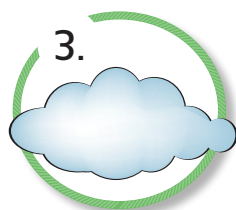






# Words with cl, cr

## 1 Listen and write *cl* or *cr*.

CD5 14



## 2 Read, listen, and chant.

CD5 15

If you're happy and you know it,  
**Cl**ap your hands (**cl**ap **cl**ap).  
If you're happy and you know it,  
**Cl**ap your hands (**cl**ap **cl**ap).  
If you're happy and you know it,  
Then your face will surely show it.  
If you're happy and you know it,  
**Cl**ap your hands (**cl**ap **cl**ap).

If you're sad and you know it,  
**C**ry and **cr**y (wah wah).  
If you're sad and you know it,  
**C**ry and **cr**y (wah wah).  
If you're sad and you know it,  
Then your face will surely show it.  
If you're sad and you know it,  
**C**ry and **cr**y (wah wah).





# Words with ar, or, ur, ir

## 1 Read and circle the correct sentence.



- A. There is a horse and a purple turtle on the farm.
- B. There is a house and a purple turtle on the farm.
- C. There is a hose and a purple turtle on the farm.



- A. The bird in the park is wearing shorts.
- B. The bird in the park is wearing a shirt.
- C. The bard in the park is wearing a shirt.



- A. "Hello!" said the horse. "Chirp, chirp," answered the bird.
- B. "Hello!" said the bird. "Chirp, chirp," answered the horse.
- C. "Hello" said the hose. "Chirp, chirp," answered the purple bard.



- A. "Do you like corn?" asked the house. "Yes, I do," answered the purple bird.
- B. "Do you like corn?" asked the horse. "Yes, I do," answered the purple turtle.
- C. "Do you like corn?" asked the purple turtle. "Yes, I do," answered the horse.

# Words with ng, ck, and g

1 Listen, point, and say.

CD5 18



ng  
ring




ck  
rock



g  
rug

2 Listen to the sound and draw a line to the correct letter. Then write the words.

CD5 19



ng ck g

1. bu g

2. sw ing

3. s ick

4. d eck

5. b ack

6. cl ock


7. w ing

8. b ag

3 Listen, point, and say. Then say and mime.

CD5 20

## He's Going Camping



He's going camping.  
He's packing his backpack.  
His cousins are coming.  
To pick him up!  
He's packing his socks.  
He's taking his books.

His cousins are calling.  
He's tying his shoes!  
Oh! Where are his keys?  
He has to unpack.  
And look in the bag!  
They're going camping.  
He runs out and back!





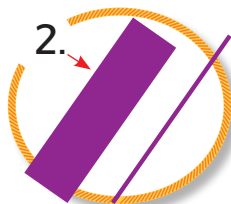
## Words with ng, ck

1 Listen and write *-ng* or *-ck*.

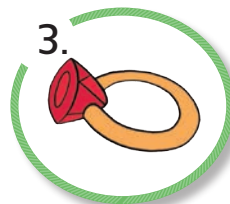
CB5 21



duck



thick



ring



rock



wing



back

2 Read, listen, and say.

CB5 22

## To the Market

Monday morning is market day.

I go to the market for...

One fish, for two fish,

Three eggs, for four eggs.

Five plums, for six plums.

Seven cookies, for eight cookies.

Nine pies, for ten pies.

And bring them back home to eat.

Monday morning was market day.

I went to the market to buy food.

But I ate it all.

Now I have a tummyache!



# Words with silent g, gh, k, h











1 Listen, point, and say.

CD5 23

			
			
sign	night	knee	whistle architect

2 Look at the picture, write the word, and circle the silent letter. Then listen and check your answers.

CD5 24

1.  /g/ /gh/ /k/ /h/ k <u>n</u> ife	6.  /g/ /gh/ /k/ /h/ k <u>n</u> ock
2.  /g/ /gh/ /k/ /h/ w <u>h</u> ale	7.  /g/ /gh/ /k/ /h/ l <u>igh</u> t
3.  /g/ /gh/ /k/ /h/ w <u>h</u> ite	8.  /g/ /gh/ /k/ /h/ t <u>ech</u> nica n
4.  /g/ /gh/ /k/ /h/ s <u>igh</u> n	9.  /g/ /gh/ /k/ /h/ s <u>ch</u> ool
5.  /g/ /gh/ /k/ /h/ r <u>igh</u> t	10.  /g/ /gh/ /k/ /h/ s <u>es</u> gull



# Words with silent letters

## 1 Listen and complete.

CD5 25

knee wrist catch future station write

Monday, August 31<sup>st</sup>

Yesterday, my basketball team had a big game. We met at the

**station** to go to the tournament.

When I tried to **catch** a fly ball, I crashed into another player and fell on the ground.

I twisted my **knee** and injured my **wrist**.  
It really hurt!

After the game, I went to the hospital. Luckily, I am okay now.

The doctor was very nice, so I will **write** him a thank-you note.

I want to be a doctor or a basketball player in the **future**.

## 2 Number the pictures in the order of what happened.



# Long Vowels


CD6 O2 1 Listen and say.

CD6 O3 2 Point and say the key words. Then listen and check.

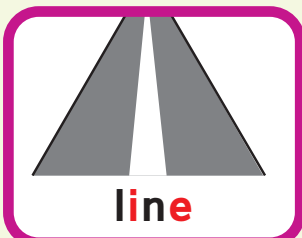

a\_e



e\_e




i\_e








Phonics Toolbox		
tap	+ e	= tape
pet	+ e	= Pete
pin	+ e	= pine
hop	+ e	= hope
cub	+ e	= cube



o\_e



u\_e



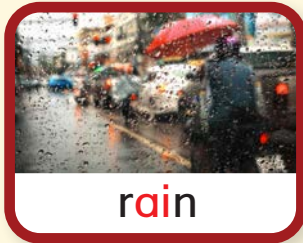
- Practice in pairs. Say and spell the words.
- Word Race. Write as many words as you can with Long Vowels.

# Polite Vowels

CD6 O4 1 Listen and say.

CD6 O5 2 Point and say the key words. Then listen and check.

ai



-ay



ea




ee



-ey



-ie



oa



-oe



-ow



ui



-ue



3 Word Race. Write as many words as you can with Polite Vowels.

# Vowel Digraphs and Murmuring Sounds



CD6 O6 1 Listen and say.

CD6 O7 2 Point and say the key words. Then listen and check.

ou



ow



-oo (short)



-oo (long)



au




aw



oi



-oy








ar




or



ur



ir



-or



wor



-er




3 Spelling Bee. Write and say as many words as you can with Vowel Digraphs and Murmuring Sounds. Play in class.

# Consonant Digraphs



CD6 O8 ① Listen and say.

CD6 O9 ② Point and say the key words. Then listen and check.



## sh




## ch



## ph



## wh



Phonics Toolbox							
s	+	h	= sh	t	+	h	= th
c	+	h	= ch	t	+	h	= th
p	+	h	= ph	n	+	g	= -ng
w	+	h	= wh	c	+	k	= -ck

th



th



-ng



-ck




# Consonant Blends




CD6 10 1 Listen and say.

CD6 11 2 Point and say the key words. Then listen and check.

**bl**




**br**



**cl**



**cr**





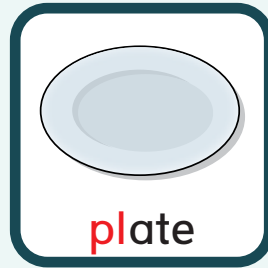
Phonics Toolbox

b + l = bl  
b + r = br  
c + l = cl  
c + r = cr

p + l = pl  
p + r = pr  
f + l = fl  
f + r = fr

g + r = gr  
s + n = sn  
s + p = sp  
s + t = st

pl



pr



More Blends

fl



fr



gr



sn



spr



st



# More Rules

CD6 12 ① Listen and say.

CD6 13 ② Point and say the key words. Then listen and check.

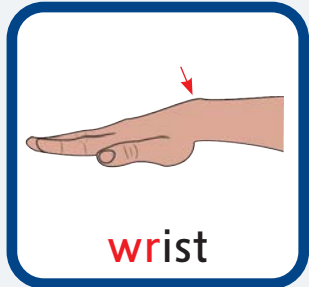
**kn**




**igh**



**wr**




**-le (ending)**



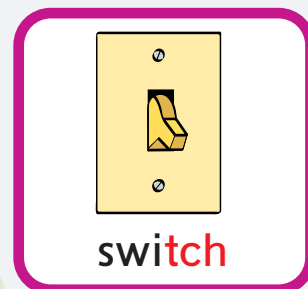
**-tion** (ending)



**-ture** (ending)



**-tch** (ending)



**Challenge!**

cb6 14 **3** Listen and complete.

knock cold on

A. **knock**, **knock**!

B. Who's there?

A. Lettuce.

B. Lettuce who?

A. Lettuce in. It's **cold** out here!



A. **knock**, **knock**!

B. Who's there?

A. Isabel.

B. Isabel who?

A. Isabel necessary **on** a bicycle?

# Picture Dictionary



architect p42



astronaut p42



bake bread p30



boat p16



bottle p86



bought (buy) p96



break (broke)  
p58



brush my teeth  
p38



businessman  
p42



candy p84



catch a cold p58



change p81





clean up your room p26



climb p93



clothing store p81



coin p24



come home p36



computer technician p42



cook p42



cooked (cook) p50



crocodile p15




day p8



do some exercise p74



doll p86



dolphin p12



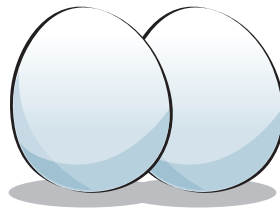
doctor p42



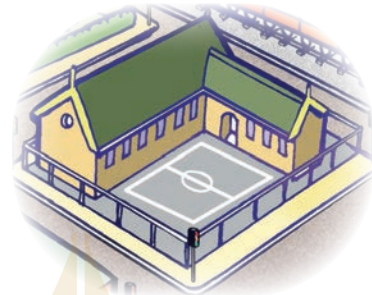
drink (drank)  
p74




eat three meals  
p74



eggs p85



elementary  
school p82



engineer p42



fantastic p50



feed the fish  
p26



firefighter p42



fold the laundry  
p26



fork p32



get first place  
p58



get up p34



go shopping  
p26



go to bed  
p34



great p50



have an operation  
p58



jump into bed  
p38



jump out of bed  
p38



junk food p74



kick the ball p50




knife p48



knock p48





knob p48



lamb p70




lawyer p42



letter p86



lose a game p58



make a drink p30



make a rocket p58



meet my friends p38



mouse p15



nurse p42

1000

one thousand p49



pair of trousers p5





pilot p42



play computer games p50




polar bear p15



post office p82



reporter p42



ride the bus home p38



right p83



scarf p72



school bus p66



school uniform p66



seahorse p12



seal p12



see a rainbow  
p60



set the table  
p26



sign p89




(no) skateboards  
p89



skip breakfast  
p74



sleepy p78



snail p15



snow p16



stay home p50



stay up late  
p74



stuck in an  
elevator p58



studied (study)  
p50



supermarket  
p82



table tennis  
p59



take a bath  
p36



take out the  
trash p26



teacher p42



team captain  
p58



trampoline p50



turtle p15



vacuum the floor  
p26



wash the dishes  
p26



win (a prize)  
p58



window p16



# Word List

- Activities p 18, 19, 20, 21  
 Average p 27  
 Bake bread p 30  
 Basketball p 18, 20  
 Big p 10, 12, 14, 99  
 Bigger p 12  
 The biggest p 12  
 Boat p 16, 100  
 Break p 98  
 Broke p 100  
 Brother p 4, 9, 18, 21, 104  
 Catch p 16, 23  
 Chases p 17  
 Cheese p 8, 17, 98  
 Chores p 26, 27, 28, 29, 31  
 Clean up your room p 26, 27  
 Coat p 5, 24  
 Coin p 24, 25, 102  
 Computer games p 20, 21  
 Crab p 13  
 Crocodile p 15  
 Cute p 10, 11, 12, 14  
 Cuter p 12  
 The cutest p 12  
 Cycling p 22  
 Dangerous p 18, 22  
 Day p 8, 99  
 Dive p 23  
 Dolphins p 10, 12, 14  
 Dress p 5, 7  
 Eat p 24  
 Eel p 14  
 Exciting p 22  
 Falcons p 23, 25  
 Falconry p 23  
 Fat p 10, 14  
 Fast p 10, 11, 12, 14, 15, 23  
 Faster p 12, 23  
 The fastest p 12  
 Feed the fish p 26, 27  
 Fold the laundry p 26, 27  
 Football p 18, 20  
 Fork p 32, 33  
 Go shopping p 26, 27  
 Go to bed p 34  
 Great p 27  
 Hang gliding p 18, 22  
 Hat p 5, 7  
 Healthy p 24  
 Helper p 27, 31  
 Her p 4, 27, 31  
 Hers p 5  
 His p 4, 5, 27, 31, 106  
 Horse p 15, 20, 25, 32, 105  
 Horse riding p 18, 22  
 How p 2, 9, 16, 25, 33  
 Hunt p 23  
 It's nice to meet you! p 2  
 Jellyfish p 13  
 Lion p 15  
 Live p 2, 3, 4, 9  
 Make a drink p 30  
 Meat p 8, 9, 98  
 Mine p 5  
 More p 22, 23  
 Most p 22, 23  
 Mouse p 15, 16, 17, 102  
 Noisy p 14  
 Octopus p 13  
 Ours p 5  
 Painting p 20  
 Pair p 5  
 Park p 32, 105  
 Peach p 8, 98  
 Pie p 8, 98  
 Pine p 8, 98  
 Play p 8, 9, 20, 21, 25, 99  
 Point p 24, 27  
 Polar bear p 15  
 Pottery p 20  
 Rock climbing p 18, 22, 25  
 Roller skating p 22  
 Sandals p 5  
 Scary p 10, 11, 12, 14, 15  
 Scariest p 12  
 The scariest p 12  
 Seagull p 14  
 Seahorse p 10, 12, 14  
 Seal p 10, 12, 14, 98  
 See p 23  
 Set the table p 26, 27  
 Scuba diving p 18, 25  
 Sheep p 8, 98  
 Shirt p 5, 105  
 Shoes p 5, 24  
 Sisters p 4, 9  
 Sky diving p 18, 25  
 Slow p 10, 14, 15, 23  
 Smartphone p 9  
 Snail p 15, 99  
 Snow p 15, 16, 17, 100  
 Sports p 18, 19, 20, 23  
 Spot p 23  
 Squid p 13  
 Starfish p 13  
 Take out the trash p 26, 27  
 Tennis p 18, 20, 21, 25  
 Tennis racket p 19, 25  
 Theirs p 5  
 Tie p 8, 9, 98  
 Tiger p 15  
 Tosses p 17  
 Toy p 24, 32, 102  
 Turtle p 15, 105  
 Volleyball p 18, 20  
 Vacuum the floor p 26, 27  
 Walrus p 10, 14  
 Wash the dishes p 26, 27, 28  
 Whale p 10, 11, 12, 14  
 Window p 16  
 Work p 104  
 Yours p 5



# Word List

- After p 65, 109  
 Architect p 42, 108  
 Astronaut p 42  
 Ate p 36, 107  
 Baker p 46  
 Basketball p 109  
 Big p 51, 60, 109  
 Bare p 62  
 Blue cheese p 55  
 Boots p 57  
 Boring p 50, 51, 63  
 Break p 60  
 Breakfast p 50, 51, 52  
 Broke p 58, 60, 61  
 Brother p 62, 63  
 Brush my teeth p 38  
 Businessman p 42  
 Came p 36, 62  
 Catch p 48, 60, 109  
 Caught p 58, 60, 61  
 Cheese p 54, 63, 112  
 City p 44, 47  
 Cleaned p 50, 52, 53  
 Come home p 36  
 Computer technician p 42  
 Congratulations! p 59  
 Cook p 42, 52, 63  
 Cooked p 50, 51, 52, 63  
 Countries p 47  
 Country p 47  
 Crew p 44  
 Cupboard p 62  
 Day p 65, 107, 112  
 Designer p 46  
 Diver p 42  
 Dish p 55  
 Do my homework p 36  
 Doctor p 42, 44, 46, 104, 109  
 Dream a lot p 38  
 DVD p 50, 52  
 Early p 40  
 Eat p 36, 38, 62  
 Eat Lunch p 36  
 Eggs p 63  
 Eight hundred p 49  
 Elevator p 58  
 Engineer p 42  
 English p 52, 55, 57  
 Fantastic p 50, 51  
 Firefighter p 42  
 First place p 58  
 Five hundred p 49  
 Fly p 45  
 Four hundred p 49  
 Fruit salad p 55  
 Get p 57, 60  
 Get up p 34, 36  
 Go to bed p 34, 35, 36  
 Goes p 48, 62  
 Got p 58, 60, 61, 62, 65  
 Got up p 34, 36  
 Globe p 111  
 Grapefruit p 57  
 Great p 50, 51, 65  
 Green tea p 55  
 Had p 58, 60, 61, 62, 63, 109  
 Healthy p 40  
 Help people p 47  
 Her p 43, 51  
 His p 43, 51, 65  
 Housewife p 42  
 How p 59  
 How many p 54, 55  
 Jump into bed p 38  
 Jump out of bed p 38, 39  
 Kicked p 50, 52, 53  
 Knife p 48, 49  
 Knob p 48  
 Knock p 48  
 Last month p 59  
 Last week p 59  
 Last year p 59  
 Laugh p 64  
 Lawyer p 42  
 Leek soup p 55  
 Live p 47  
 Lose p 60  
 Lost p 58, 60, 61  
 Made p 58, 60, 61  
 Mangos p 57  
 Meat p 63, 112  
 Meat sauce p 55  
 Nine hundred p 49  
 Nurse p 42  
 Office p 47  
 Okay p 41, 50, 51, 109  
 One hundred p 49  
 One thousand p 49  
 Operation p 58  
 Outside p 52  
 Park p 65  
 Peach p 112  
 Pie p 107, 113  
 Pilot p 42, 43, 44  
 Pine p 110, 111  
 Play p 48, 52, 109  
 Played p 50, 52, 53, 65  
 Points p 60  
 Practiced p 50, 52, 53  
 Presenter p 46  
 Rainbow p 58, 60  
 Reads p 48  
 Reporter p 42, 46  
 Restaurant p 44, 55  
 Ride p 65  
 Ride the bus home p 38  
 Right p 57,  
 Rocket p 58  
 Sandals p 57  
 Saw p 58, 60, 61, 65  
 Scary p 50, 51, 59  
 Seafood p 55  
 Seal p 112  
 See p 41, 60, 64  
 Seven hundred p 49  
 Scientist p 46  
 Shoes p 57  
 Sick p 45, 60  
 Side dishes p 55  
 Six hundred p 49  
 Skis p 57  
 Snowboards p 57  
 Space station p 44, 45  
 Sorry about that. p 59  
 Spaghetti p 55  
 Stayed p 50, 52, 53  
 Stuck p 58  
 Studied p 50, 52, 53  
 Suits p 57  
 Table tennis p 58, 59  
 Take a bath p 36  
 Teacher p 42, 46  
 Teaches p 48  
 Team captain p 58  
 Tennis match p 60  
 Three hundred p 49  
 Tie p 113  
 Toy p 114  
 Trampoline p 50  
 Travel p 47  
 Tree house p 60  
 Two hundred p 49  
 Walks p 48  
 Was p 58, 60, 61, 62, 65, 107, 109  
 Watched p 50, 52, 53  
 Went p 34, 35, 36, 62, 65, 107,  
 109  
 Were p 58, 60, 61, 65  
 Won p 58, 59, 60  
 Work p 44, 45, 47, 48  
 Writer p 46  
 Yesterday p 59, 65

# Word List

- After p 91  
 Against p 70  
 Apple juice p 91  
 Art p 69, 73, 92  
 Ate p 76, 77  
 Bakery p 84, 85  
 Big p 66, 73, 87, 94, 96  
 Beef p 91  
 Behind p 83  
 Bookstore p 84, 85  
 Bottle p 86, 88, 120  
 Bought p 96  
 Breakfast p 74, 75, 76, 79  
 Brother p 84, 95  
 Brush my teeth p 74, 75, 76  
 Brushed p 76, 77  
 Bus stop p 82, 83  
 Butcher shop p 85  
 Camel races p 92  
 Candy p 84, 85  
 Candy store p 84  
 Cakes p 84, 85  
 Catch p 121  
 Change p 81  
 Cheese p 116  
 Children's Art Show p 92  
 City p 68, 92  
 Climb p 93  
 Clothing store p 81  
 Coffee shop p 85  
 Coin p 114  
 Convenience store p 82, 85  
 Corner p 82, 83  
 Day p 66, 70, 74, 75, 79  
 Diving p 90  
 Dish p 92, 116  
 Do some exercise p 74  
 Doctor p 115  
 Drank p 76, 77  
 Drink p 74, 76, 91, 95  
 DVD p 84, 85  
 Early p 74, 75, 76, 78, 79  
 Eat p 74, 75, 76, 91  
 Eggs p 85  
 Elementary school p 66, 82  
 English camp p 90  
 Excuse me. p 82, 83  
 Far p 82, 83  
 Flower store p 84, 85  
 Fly p 97  
 Followed p 70, 77  
 Get p 83, 90  
 Get up p 74, 75, 76  
 Go to bed p 74, 75, 76  
 Goes p 70  
 Going p 84, 85, 90  
 Good evening p 91  
 Got p 77, 96  
 Got up p 76  
 Globe p 94  
 Grade p 68, 69  
 Great p 94, 97  
 Green tea p 91  
 Grumpy p 78  
 Had p 70, 71  
 Healthy p 74, 75, 78, 80  
 Heart p 86  
 His p 67, 96  
 Horse p 80  
 How p 81, 82, 83, 90, 91, 97  
 How many p 66  
 In front of p 83  
 Introduce p 67  
 Junk food p 74  
 Just around the corner p 82  
 Keep walking p 83  
 Knife p 120  
 Knob p 120  
 Knock p 120  
 Lamb p 70, 71  
 Language p 69  
 Letter p 86  
 Library p 73  
 Live p 68, 73, 74, 75  
 Made p 70  
 Meals p 74  
 Meat p 85  
 Near p 82, 83  
 Never p 75  
 Newspaper p 85  
 Office p 73  
 On your left p 83  
 On your right p 83  
 Orange juice p 72, 91  
 Outside p 75  
 Park p 80  
 PE p 68, 69  
 Play p 70, 71, 74, 75, 76, 79, 119  
 Played p 76, 77  
 Points p 75  
 Post office p 82, 83  
 Present p 71, 87, 95  
 Principal's office p 73  
 Projector p 73  
 Questionnaire p 75  
 Ride p 93  
 Right p 82, 83, 88, 94, 120  
 Rules p 70, 71  
 Scarf p 72, 81, 96  
 School bus p 66, 67, 82  
 School lunch p 66, 67  
 School uniform p 66, 67  
 Science p 69  
 See p 70, 80, 97  
 See you soon p 97  
 Sheep p 116  
 Shirt p 96, 115  
 Shining p 96  
 Should p 74, 75, 79  
 Shower p 75  
 Sick p 80  
 Sightseeing p 90  
 Signal p 83  
 Silently p 96  
 Skateboards p 89  
 Skiing p 90  
 Skip breakfast p 74  
 Sleepy p 78, 95  
 Social studies p 69  
 Sometimes p 75, 79  
 Sounds cool p 67  
 Stapler p 84, 85  
 Staples p 84  
 Stationery store p 85  
 Stayed p 77  
 Stay up p 74  
 Store p 81, 82, 84, 85  
 Straight p 83  
 Subject p 68, 69  
 Supermarket p 82, 85  
 Switch off p 89  
 Take a bath p 75  
 Teacher p 71, 77, 115  
 Teachers' lounge p 73  
 This year p 68, 69  
 Tired p 78  
 Too much p 71, 74  
 Too many p 74, 79  
 Traditional dishes p 92  
 Train station p 82  
 Turn left p 83  
 Turn right p 83  
 Turtle p 115  
 Usually p 75, 79  
 Vision p 94, 95  
 Visit p 92, 93  
 Was p 68, 69, 70, 86, 87, 95, 96,  
 Watched p 76  
 Wealthy p 78  
 Went p 68, 70, 76, 77, 96  
 Wise p 78  
 World p 115  
 You're welcome. p 83, 91

## CD 1 Audio Track List

Track	Unit	Student Book Section
2	1	Exercise 1. Listen and practice
3	1	Exercise 2. Small Talk
4	1	Exercise 3. Where do you live?
5	1	Exercise 1. Listen, point, and repeat
6	1	Exercise 2. Listen, point, and say
7	1	Exercise 4. Whose ... are these?
8	1	Exercise 1. Listen, chant, and point
9	1	Exercise 4. Letter Sharing Game
10	1	Exercise 1. Listen, point, and practice
11	1	Exercise 3. Listen, say, and match
12	1	Exercise 4. Listen, say, and match
13	1	Exercise 5. Listen and circle the answer
14	2	Exercise 1. Listen, point, and practice
15	2	Exercise 2. Small Talk
16	2	Exercise 1. Listen, point, and say
17	2	Exercise 2. Listen, point, and chant
18	2	Exercise 3. Three Hints Game
19	2	Exercise 1. Listen, chant, and do
20	2	Exercise 3. Reading Race
21	2	Exercise 1. Listen and practice
22	2	Exercise 2. Listen, say, and match
23	2	Exercise 3. Listen and say
24	2	Exercise 4. Read and complete
25	3	Exercise 1. Listen, point, and practice
26	3	Exercise 2. Small Talk
27	3	Exercise 3. Sports and Activities Memory Quiz
28	3	Exercise 1. Listen and practice
29	3	Exercise 2. Listen, say, and do
30	3	Exercise 3. Question and Answer Race
31	3	Exercise 1. Listen, point, and say
32	3	Exercise 2. Listen, point, and chant
33	3	Exercise 3. Listen and read

## CD 2 Audio Track List

Track	Unit	Student Book Section
2	3	Exercise 1. Listen, say, and match
3	3	Exercise 2. Listen, say, and match
4	3	Exercise 3. I'd like to ... but
5	4	Exercise 1. Listen, say, and do
6	4	Exercise 2. Small Talk
7	4	Exercise 3. Check Your Chores
8	4	Exercise 1. Listen and practice
9	4	Exercise 2. Listen and chant
10	4	Exercise 1. Listen and chant with actions
11	4	Exercise 3. What Are They Doing Now?
12	4	Exercise 1. Listen, point, and say
13	4	Exercise 3. Spelling Bee
14	5	Exercise 1. Listen and practice

15	5	Exercise 2. Small Talk
16	5	Exercise 3. Interview your teacher and friends
17	5	Exercise 1. Listen and practice
18	5	Exercise 2. Listen, point, and chant
19	5	Exercise 3. What Time Is It?
20	5	Exercise 1. Listen, chant, and do
21	5	Exercise 3. Action Game
22	5	Exercise 1. Listen, point, and say
23	5	Exercise 2. Listen, number, and write
24	5	Exercise 3. Can you write the words
25	6	Exercise 1. Listen and practice the words
26	6	Exercise 2. Small Talk
27	6	Exercise 3. Interview your teacher and friends
28	6	Exercise 1. Listen and chant in pairs
29	6	Exercise 2. What Do They Do?
30	6	Exercise 1. Listen, chant, and do
31	6	Exercise 3. Job Action Guessing Game
32	6	Exercise 1. Listen, say, and match
33	6	Exercise 2. Listen, say, and number
34	6	Exercise 3. Listen and point

## CD 3 Audio Track List

Track	Unit	Student Book Section
2	7	Exercise 1. Listen and practice
3	7	Exercise 2. Ask, Listen, and Comment
4	7	Exercise 1. Listen and practice
5	7	Exercise 2. Listen and chant
6	7	Exercise 3. Listen and practice
7	7	Exercise 4. Verb Game 1
8	7	Exercise 4. Verb Game 2
9	7	Exercise 1. Listen and read
10	7	Exercise 2. Listen and circle
11	7	Exercise 4. Ordering in a Restaurant
12	7	Exercise 1. Listen, read, and practice
13	7	Exercise 2. Listen and check
14	7	Exercise 3. Listen and circle the words
15	7	Exercise 4. In the Shopping Mall
16	8	Exercise 1. Listen and practice
17	8	Exercise 2. Ask, Listen, and Comment
18	8	Exercise 1. Listen and practice
19	8	Exercise 2. Listen and chant
20	8	Exercise 3. Listen and practice
21	8	Exercise 4. Verb Game 1
22	8	Exercise 4. Verb Game 2
23	8	Exercise 1. Listen and read
24	8	Exercise 2. Practice in pairs
25	8	Exercise 3. What did they cook?
26	8	Exercise 1. Listen, point, and practice
27	8	Exercise 2. Listen and circle
28	8	Exercise 3. Listen and read
29	8	Exercise 5. A Fun Day

30	9	Exercise 1. Listen and practice
31	9	Exercise 2. Practice in pairs
32	9	Exercise 3. My School
33	9	Exercise 1. Listen and chant
34	9	Exercise 2. Ask a partner questions
35	9	Exercise 3. Listen and practice
36	9	Exercise 4. Subject Race 1
37	9	Exercise 4. Subject Race 2
38	9	Exercise 1. Listen and read
39	9	Exercise 2. Practice in pairs
40	9	Exercise 3. Listen, Match, and Present

## CD 4 Audio Track List

Track	Unit	Student Book Section
2	9	Exercise 1. Listen, point, and practice
3	9	Exercise 2. Listen and complete the words
4	9	Exercise 4. My School
5	10	Exercise 1. Listen and practice
6	10	Exercise 2. Healthy Life Test
7	10	Exercise 1. Listen and chant
8	10	Exercise 2. Ask a partner questions
9	10	Exercise 3. Listen and practice
10	10	Exercise 4. Verb Game 1
11	10	Exercise 4. Verb Game 2
12	10	Exercise 1. Listen and read
13	10	Exercise 3. What's the matter?
14	10	Exercise 1. Listen, point, and practice
15	10	Exercise 2. Listen and complete the words
16	10	Exercise 3. Read and then listen
17	10	Exercise 4. Clothing Store
18	11	Exercise 1. Listen and practice
19	11	Exercise 2. Showing the Way
20	11	Exercise 1. Listen and chant
21	11	Exercise 2. Listen and practice
22	11	Exercise 3. Shopping Game
23	11	Exercise 3. What do you want?
24	11	Exercise 1. Listen and read
25	11	Exercise 2. Chant in pairs
26	11	Exercise 3. Write, Draw, and Present
27	11	Exercise 1. Listen, point, and practice
28	11	Exercise 2. Listen and number
29	11	Exercise 4. Signs
30	12	Exercise 1. Listen and practice
31	12	Exercise 2. In-Flight Ordering
32	12	Exercise 1. Listen and chant
33	12	Exercise 2. Listen and practice
34	12	Exercise 3. Travel and Do
35	12	Exercise 3. What are you going to do there?
36	12	Exercise 1. Listen and read
37	12	Exercise 3. Read, Match, and Present
38	12	Exercise 1. Can you read these words?
39	12	Exercise 2. Listen, read, and chant
40	12	Exercise 3. Holiday Postcard

## CD 5 Audio Track List

Track	Unit	Phonics Practice Section
2	1	Exercise 1. Listen, point, and say
3	1	Exercise 2. Look at the picture
4	1	Exercise 3. Listen, point, and say
5	1	Exercise 1. Listen, point, and say
6	1	Exercise 2. Look at the pictures
7	1	Exercise 3. Listen, point, and say
8	2	Exercise 1. Listen, point, and say
9	2	Exercise 2. Look at the pictures
10	2	Exercise 3. Listen, point, and say
11	2	Exercise 2. Listen and write
12	3	Exercise 1. Listen, point, and say
13	3	Exercise 2. Look at the picture
14	3	Exercise 1. Listen and write
15	3	Exercise 2. Read, listen, and chant
16	4	Exercise 1. Listen, point, and say
17	4	Exercise 2. Look at the pictures
18	5	Exercise 1. Listen, point, and say
19	5	Exercise 2. Listen to the sound
20	5	Exercise 3. Listen, point, and say
21	5	Exercise 1. Listen and write
22	5	Exercise 2. Read, listen, and say
23	6	Exercise 1. Listen, point and say
24	6	Exercise 2. Look at the picture
25	6	Exercise 1. Listen and complete

## CD 6 Audio Track List

Track	Unit	Phonics Practice Section
2	7	Exercise 1. Listen and say
3	7	Exercise 2. Point and say the key words
4	8	Exercise 1. Listen and say
5	8	Exercise 2. Point and say the key words
6	9	Exercise 1. Listen and say
7	9	Exercise 2. Point and say the key words
8	10	Exercise 1. Listen and say
9	10	Exercise 2. Point and say the key words
10	11	Exercise 1. Listen and say
11	11	Exercise 2. Point and say the key words
12	12	Exercise 1. Listen and say
13	12	Exercise 2. Point and say the key words
14	12	Exercise 3. Listen and complete

## CD 7 Audio Track List

Track	Unit	Workbook Section
2	1	Exercise 1. Listen and practice
3	1	Exercise 1. Listen and practice
4	1	Exercise 1. Listen and circle the right answer
5	1	Exercise 1. Listen and practice
6	1	Exercise 1. Listen and chant

7	1	Exercise 1. Write these words
8	1	Exercise 1. Listen, unscramble, and write
9	1	Exercise 1. Listen and read
10	2	Exercise 1. Listen and fill in the blanks
11	2	Exercise 1. Listen and point to the words
12	2	Exercise 1. Listen and practice the chant
13	2	Exercise 1. Listen and write
14	2	Exercise 1. Listen and chant
15	2	Exercise 1. Look at the chant
16	2	Exercise 1. Listen and number
17	2	Exercise 1. Listen and read
18	3	Exercise 1. Listen and practice
19	3	Exercise 2. Listen and practice
20	3	Exercise 1. Listen and practice
21	3	Exercise 1. Listen and practice
22	3	Exercise 1. Read and chant
23	3	Exercise 1. Read
24	3	Exercise 1. Listen and practice
25	3	Exercise 1. Copy and chant
26	4	Exercise 1. Listen and practice
27	4	Exercise 1. Listen and write
28	4	Exercise 1. Listen and practice
29	4	Exercise 1. Listen and practice
30	4	Exercise 1. Listen, practice, and do
31	4	Exercise 1. Look at the poem
32	4	Exercise 2. Listen and say the spelling
33	4	Exercise 1. Listen and write
34	5	Exercise 2. Listen to the story
35	5	Exercise 1. Listen and practice
36	5	Exercise 2. Listen and chant
37	5	Exercise 1. Listen to the time
38	5	Exercise 1. Listen and practice
39	5	Exercise 2. Look at the chant
40	5	Exercise 1. Listen and spell the words
41	5	Exercise 1. Listen and practice
42	6	Exercise 1. Listen and practice
43	6	Exercise 1. Listen and practice
44	6	Exercise 1. Listen to the questions
45	6	Exercise 1. Listen and practice
46	6	Exercise 1. Read the chant
47	6	Exercise 1. Listen and practice
48	6	Exercise 2. Listen and check the right box
49	6	Exercise 2. Listen and circle the numbers

## CD 8 Audio Track List

Track	Unit	Workbook Section
2	7	Exercise 1. Fill in the missing words
3	7	Exercise 1. Listen and practice
4	7	Exercise 1. Listen and practice
5	7	Exercise 1. Listen and write
6	7	Exercise 1. Listen and fill in the missing words
7	7	Exercise 1. Listen and practice

8	7	Exercise 1. Listen and match pictures and letters
9	7	Exercise 1. Listen and practice
10	8	Exercise 1. Listen and match
11	8	Exercise 1. Listen and practice
12	8	Exercise 1. Listen and fill in the chart
13	8	Exercise 1. Listen and draw lines
14	8	Exercise 1. Fill in the missing words
15	8	Exercise 1. Listen and practice the opinions
16	8	Exercise 1. Listen, match, and practice
17	8	Exercise 1. Listen and complete the missing words
18	9	Exercise 1. Listen and practice
19	9	Exercise 2. Listen and write
20	9	Exercise 1. Listen and fill in the missing words
21	9	Exercise 1. Fill in the missing words
22	9	Exercise 1. Fill in the missing words
23	9	Exercise 1. Write
24	9	Exercise 1. Listen and circle the words you hear
25	9	Exercise 2. Answer the questions
26	10	Exercise 1. Listen and match with the pictures
27	10	Exercise 3. Listen and then write
28	10	Exercise 1. Listen and check the correct box
29	10	Exercise 2. Listen and fill in the chart
30	10	Exercise 1. Listen and fill in the missing words
31	10	Exercise 1. Listen and match
32	10	Exercise 1. Listen and match
33	10	Exercise 2. Listen and fill in the missing words
34	11	Exercise 1. Listen and fill in the missing words
35	11	Exercise 1. Listen and draw
36	11	Exercise 1. Listen and match
37	11	Exercise 1. Listen and fill in the missing words
38	11	Exercise 1. Listen and practice
39	11	Exercise 2. Listen and fill in the missing words
40	11	Exercise 1. Listen and fill in the missing letters
41	11	Exercise 1. Listen and match
42	12	Exercise 1. Listen and practice
43	12	Exercise 1. Listen and practice
44	12	Exercise 1. Listen and match with the pictures
45	12	Exercise 1. Listen and draw lines
46	12	Exercise 1. Listen and fill in the missing words
47	12	Exercise 1. Answer the questions
48	12	Exercise 1. Listen, find, and circle
49	12	Exercise 1. Listen and read



7/6 في نهاية العام سيكون الطلاب قادرين على:

الحد الأدنى	By the end of the year students will be able to:	الرمز
×	Recognise and produce the consonant sound for <i>ph</i> as in "photo", <i>gh</i> as in "laugh".	1/7/6
×	Recognise and differentiate between the sounds of the <i>s</i> or <i>es</i> endings of third person singular Present Simple, as in "walks", as in "reads" and as in "teaches".	2/7/6
×	Recognise and produce long vowels: <i>ea</i> as in "teacher", <i>ee</i> as in "tree", <i>i_e</i> as in "rice", <i>ie</i> as in "pie", <i>ay</i> as in "play", <i>ai</i> as in "train".	3/7/6
×	Recognise and produce some English digraphs: <i>oa</i> as in "goat" and <i>ow</i> as in "yellow", <i>ou</i> as in "mouth" and <i>ow</i> as in "brown", <i>ow</i> as in "window" and <i>ow</i> as in "town", <i>ere</i> as in "where", <i>air</i> as in "hair" and <i>ear</i> as in "wear".	4/7/6
×	Recognise and produce some English digraphs: <i>oi</i> as in "oil" and <i>oy</i> as in "toy".	5/7/6
×	Recognise and produce long vowels and the <i>schwa</i> sound as in "car", as in "forty", as in "brother".	6/7/6
×	Recognise and produce long vowels: <i>u</i> as in "huge" and <i>ue</i> as in "barbecue", <i>ur</i> as in "purse" and <i>ir</i> as in "bird".	7/7/6
	Recognise and produce consonant endings: <i>nk</i> as in "bank", <i>ng</i> as in "spring", <i>ck</i> as in "clock", <i>nd</i> as in "sand", <i>nt</i> as in "tent".	8/7/6
	Recognise and produce the consonant blends: <i>sk</i> as in "skate", <i>sq</i> as in "square" and <i>sc</i> as in "scarf".	9/7/6
×	Recognise the silent <i>gh</i> as in "night" and the silent <i>k</i> as in "knee".	10/7/6
×	Ask questions using What, Who, Where, Why, Whose.	11/7/6
×	Identify countable and uncountable nouns (some - any) and ask and answer about quantity using <i>How much</i> and <i>How many</i> .	12/7/6
×	Identify and talk about family and friends using the verb <i>to be</i> (Affirmative, Negative, Questions, Short Answers), the verb <i>to have</i> and possessive adjectives, <i>can/can't</i>	13/7/6
×	Tell the time (o' clock, half past, a quarter to, a quarter past).	14/7/6
×	Talk about everyday activities using the Present Simple (Affirmative - Questions - Short answers - Negative) and adverbs of frequency (always, sometimes, never).	15/7/6
×	Talk about occupations.	16/7/6
×	Talk about activities happening at the moment of speaking using the Present Progressive (Affirmative - Negative - Questions - Short answers).	17/7/6
×	Talk about sports and household chores.	18/7/6
×	Describe location (on, in, under, next to, between, opposite, in front of, behind).	19/7/6
×	Talk about possession using possessive pronouns (mine, yours, his, hers), <i>Whose</i> and the Possessive Case ('s).	20/7/6
×	Talk about different items in a house using <i>There is / There are</i> .	21/7/6
×	Identify and talk about food.	22/7/6
	Order at a restaurant using <i>I'd like</i> .	23/7/6
	Give directions.	24/7/6
×	Talk about rules using the imperative.	25/7/6
	Use subject and object personal pronouns (I, you, he, etc. / me, you, him, etc.).	26/7/6
×	Identify places in a town using the Past Simple of the verb <i>to be</i> .	27/7/6
×	Talk about the different times of the day (in the afternoon, in the evening).	28/7/6
	Use prepositions of time (in, on, before, at, after).	29/7/6
×	Talk about the past and describe past experiences using the Past Simple of the verb <i>to be</i> and <i>There was / There were / There wasn't / There weren't</i> .	30/7/6
	Talk about past activities and events (Past Simple of regular and irregular verbs).	31/7/6
	Make comparisons, e.g. people, animals, using the comparative and superlative form.	32/7/6
	Talk about future plans using <i>going to</i> .	33/7/6
	Use conjunctions (because, and, but).	34/7/6
	Use intensifiers (so, very).	35/7/6
×	Follow a simple text while listening to the audio recording.	36/7/6
	Understand the main idea and/or basic information in short monologues or dialogues.	37/7/6
×	Read and count cardinal numbers to 1000.	38/7/6
×	Read and comprehend simple sentences and simple texts.	39/7/6
×	Read simple illustrated stories.	40/7/6
×	Recognise basic rules of punctuation.	41/7/6
	Understand the main idea and specific information in short simple texts.	42/7/6
	Associate verbal with visual information.	43/7/6
×	Apply basic rules of punctuation (e.g. use capital letters, full stops, question marks, exclamation marks).	44/7/6
×	Write short simple words/phrases to complete a paragraph.	45/7/6
×	Write simple sentences to convey personal information.	46/7/6
×	Write short answers to simple questions.	47/7/6
×	Use the definite and indefinite article (a/an/the).	48/7/6
	Link ideas with <i>and, then</i> .	49/7/6

## We Can! Workbook 3

We Can! Copyright © 2009 by McGraw-Hill Education

Adaptation Copyright © 2023 by McGraw-Hill Education (UK) Limited

Published by arrangement with McGraw Hill LLC

ALL RIGHTS RESERVED. NO PART OF THIS BOOK MAY BE REPRODUCED OR TRANSMITTED IN ANY FORM OR BY ANY MEANS, ELECTRONIC OR MECHANICAL, INCLUDING PHOTOCOPYING, RECORDING OR BY INFORMATION STORAGE AND RETRIEVAL SYSTEMS, WITHOUT PERMISSION IN WRITING FROM MCGRAW HILL.

ISBN: 9781398928206

**Series consultant:** Mayumi Tabuchi

**Project manager:** Judy MacDonald, **Development editor:** Steve Longworth, **Editor:** Anne Tseng

**Production manager:** Alfonso Reyes, **Designers:** Peter Shaw and Kate Vandestadt

© 2023. Exclusive rights by McGraw-Hill Education (UK) Limited for manufacture and export. This book cannot be re-exported from the country to which it is sold by McGraw-Hill Education (UK) Limited.

## Photo Credits

**WB: 141** (tr)©Ali Alawartani/Shutterstock; **143** (tr)©Ken Karp/McGraw-Hill Education, (cr)©Tetra Images/Alamy Stock Photo; **145** (2)©Tatweer Co. for Educational Services; **147** (1)©Eric Isselee/Shutterstock, (2)©Andrea Izzotti/Shutterstock, (3)©Eric Isselee/Shutterstock, (4)©Monika Wieland Shields/Shutterstock, (5)©U.S. Fish & Wildlife Service/Joel Garlich-Miller, (6)©Andrea Izzotti/Shutterstock, (7)©Corbis/Alamy Stock Photo, (8)©Pixtal/age fotostock; **150** (1)©Ian Cartwright/Getty Images, (2)©Comstock/Getty Images, (3)©Kevin Schafer/Alamy Stock Photo, (4)©Rafael Ben-Ari/Alamy Stock Photo, (5)©Rich Carey/Shutterstock, (6)©Richard Carey/Alamy Stock Photo; **155** (t)©NotarYES/Shutterstock, (c)©Image Source, all rights reserved.; **156** (1)©FStop Images GmbH/Shutterstock, (2)©Mikael Damkier/Shutterstock, (3)©Purestock/SuperStock, (4)©Pirita/Shutterstock, (5)©Salienko Evgenii/Shutterstock, (6)©DreamPictures/Jensen Walker/Blend Images LLC, (7)©Joggie Botma/Alamy Stock Photo, (8)©sergemi/Shutterstock, (9)©svetlanasf/123RF, (10)©Ververidis Vasilis/Shutterstock; **158** (2)©Tatweer Co. for Educational Services; **159** (1)©Index Stock Imagery/Alamy, (2)©Iconotec/Glow Images, (3)©estherpoon/123RF, (4)©Lew Robertson/Flame/Corbis/Getty Images; **161** (t)©McGraw-Hill Education; **163** (tr)©Pixel-Shot/Shutterstock, (cr)©timquo/Shutterstock; **178** (br)©Corbis/Alamy Stock Photo, (1)©LAMB/Alamy Stock Photo, (2)©Talvi/Shutterstock, (3)©Jupiterimages/Media Bakery, (4)©jamestehart/Shutterstock, (6)©Winston Link/Alamy Stock Photo, (7)©Science Photo Library/Alamy Stock Photo, (8)©MarcoFood/Shutterstock, (9)©PhotoAlto sas/Alamy Stock Photo, (10)©Pixtal/age fotostock, (11)©Brain light/Alamy, (12)©NAN/Alamy Stock Photo; **182** (1)©Fotoinfot/Shutterstock, (2)©Image Source/Jon Feingersh Photo, (3)©Tatweer Co. for Educational Services, (4)©Con Tanasiuk/Getty Images, (5)©Carlos Santa Maria/carlosphotos/123RF; **184** (1)©Ebtikar/Shutterstock, (2)©Tatweer Co. for Educational Services, (3)©Ahmad Ihsan/Shutterstock, (4)©Tatweer Co. for Educational Services; **190** (l-r, t-b)©Tatweer Co. for Educational Services, (2)©Master1305/Shutterstock, (3)©Ken Karp/McGraw-Hill Education, (5)©Hi Brow Arabia/Alamy Stock Photo, (6)©Romrodphoto/Shutterstock, (7)©Kuznetsov Alexey/Shutterstock, (8)©krsmanovic/Shutterstock; **193** (l-r, t-b)©De Visu/Shutterstock, (2)©Crystal Eye Studio/Shutterstock, (3)©prykhodov/123RF, (4)©wandee007/123RF, (5)©Sergey Novikov/Shutterstock, (6)©William Berry/Shutterstock; **199** (t-b)©Kutlayev Dmitry/Shutterstock, (2)©Jon Schulte/Shutterstock, (3)©Zhax/Shutterstock, (4)©Thitiwat.Day/Shutterstock; **201** (1)©Tatweer Co. for Educational Services, (2)©Kletr/Shutterstock, (4)©Zurijeta/Shutterstock; **202** (cr)©Ian Cramman/Shutterstock; **209** (l-r)©Chalindra.B/Shutterstock, (2)©Mega Pixel/Shutterstock, (3)©Jukov studio/Shutterstock, (4)©Alex Kh/Shutterstock, (5)©Maffi/Shutterstock; **216** (1)©BestPhoto-Plus/Shutterstock, (2)©maxim ibragimov/Shutterstock, (3)©VaLiza/Shutterstock, (4)©Africa Studio/Shutterstock; **217** (1)©Aleksandr Kurganov/Shutterstock, (2)©Anna Azimi/Shutterstock, (3)©blue-sea.cz/Shutterstock, (4)©bestfotostudio/123RF, (5)©Iuliia Syrotina/Shutterstock; **221** (l-r, t-b)©sommiai damrongpanich/Shutterstock, (2)©LightField Studios/Shutterstock, (3)©VIVIAN NG/Shutterstock, (4)©George Rudy/Shutterstock, (5)©Calin Stan/Shutterstock, (6)©Bildagentur Zoonar GmbH/Shutterstock; **222** (r)©Ivonne Wierink/Shutterstock; **225** (l-r, t-b)©Daniel\_Santos/Shutterstock, (2)©stuar/Shutterstock, (3)©Volodymyr Burdiak/Shutterstock, (4)©SofiaWorld/Shutterstock, (5)©Aha-Soft/Shutterstock, (6)©Eric Isselee/Shutterstock, (7)©Laborant/Shutterstock, (8)©Amith Nag/Shutterstock; **226** (Add placement by hand)©NCortinhal/Shutterstock, (1)©Veronchick\_84/Shutterstock, (2)©Standard Studio/Shutterstock, (3)©VECTORWORKS\_ENTERPRISE/Shutterstock, (4)©Arcady/Shutterstock, (5)©Top Vector Studio/Shutterstock, (6)©Walther S/Shutterstock, (7)©Designer things/Shutterstock, (8)©AveNa/Shutterstock, (9)©Paul Brennan/Shutterstock, (10)©astudio/Shutterstock, (11)©Patricia Marroquin/Shutterstock, (12)©Scott Latham/Shutterstock, (13)©Kavee Vivivi/Shutterstock, (14)©Rob Wilson/Shutterstock, (15)©Ken Wolter/Shutterstock; **227** (t-b)©TEA OOR/Shutterstock, (2)©Tero Hakala/Shutterstock, (3)©Artur Didyk/Shutterstock; **229** (1)©Tunde Gaspar/Shutterstock, (2)©MikeDotta/Shutterstock, (3)©alsanqer abdullah H/Shutterstock, (4)©Nesrudheen Matathoor/Shutterstock, (5)©Zhukov Oleg/Shutterstock, (6)©geogif/Shutterstock; **231** (cr)©Digital Archive Japan/Alamy Stock Photo; **234** (tr)©Crystal Eye Studio/Shutterstock.



www.mheducation.com